

Medical Board of Australia

Report on specialist medical colleges' specialist pathway data

Reporting period: 1 January 2023 – 31 December 2023



**Medical Board
Ahpra**

Contents

PART A: SUMMARY

Introduction	4
Reporting requirements	4
Performance benchmarks	5
Compliance measures	6
List of college abbreviations	9
How to interpret the data	7
Key points in the 2023 report	8

PART B: GUIDELINES

1 Applications	
1.1 Number of applications received	15
1.2 Number of applications incomplete on first submission	16
1.3 Number of applications withdrawn by IMGs	17
2 Specialist recognition outcomes	
2.1 Outcome of interim assessment	18
2.1.1 By country of highest specialist qualification – all colleges	19
2.2 Outcome of final assessment	20
2.2.1 By country of highest specialist qualification – all colleges	21
2.4 Number of reviews/reconsiderations and appeals of college decision requested by IMGs	22
3 Specialist recognition timeframes	
3.1.1 Interim assessment: Time to first available interview	23
3.1.2 Time from interview to interim assessment decision	24
3.1.3 Interim assessment: Total time for interim assessment	25
4 Specialist recognition requirements	
4.1 Substantially comparable IMGs	
4.1.1 Period of peer review required by college	26
4.1.2 Number required to complete exam	27
4.1.3 Time for final assessment	28
4.1.4 Maximum timeframe for completing college requirements	29
4.1.5 Total time on specialist pathway	30
4.2 Partially comparable IMGs	
4.2.1 Period of supervised practice and/or training required by college	31
4.2.2 Time for final assessment	32
4.2.3 Maximum timeframe for completing college requirements	33
4.2.4 Total time on specialist pathway	34
4.3 Final assessment decision	
4.3.1 Time for specialist recognition final assessment decision	35

PART C: STANDARDS

1 Applications	
1.1 Number of applications received	37

1.2	Number of applications incomplete on first submission	38
1.3	Number of applications withdrawn by IMGs	39
2	Specialist recognition outcomes	
2.1	Outcome of interim assessment (as numbers)	40
	Outcome of interim assessment (as %)	41
2.1.1	By country of highest specialist qualification – all colleges	42
2.2	Outcome of final assessment	43
2.2.1	By country of highest specialist qualification – all colleges	44
2.4	Number of reviews/reconsiderations and appeals of college decision requested by IMGs	45
2.5	Total number of IMGs on specialist pathway: Good practice guidelines and Standards	46
3	Specialist recognition timeframes	
3.1	Interim assessment - Summary of Preliminary Review (SPR) before interview	
3.1.1	Time for SPR to applicant	47
3.1.2	Time for applicant response	48
3.1.3	Time to first available interview	49
3.1.4	Time from interview to decision	50
3.2	Interim assessment - Summary of Preliminary Review (SPR) after interview	
3.2.1	Time to first available interview	51
3.2.2	Time for SPR to applicant	52
3.2.3	Time for applicant response	53
3.2.4	Time from applicant response to decision	54
3.3	Total time for interim assessment	55
4	Specialist recognition requirements	
4.1	Substantially comparable IMGs	
4.1.1	Period of supervised practice required by college	56
4.1.2	Number required to complete exam	57
4.1.3	Time for final assessment	58
4.1.4	Maximum timeframe for completing college requirements	59
4.1.5	Specialist recognition requirements: Substantially comparable IMGs: Total time on specialist pathway	60
4.2	Partially comparable IMGs	
4.2.1	Period of supervised practice and/or training required by college	61
4.2.2	Time for final assessment	62
4.2.3	Maximum timeframe for completing college requirements	63
4.2.4	Total time on specialist pathway	64
4.3	Final assessment decision: Time for specialist recognition final assessment decision	65
5	Area of need outcomes and timeframes	
5.1	Outcome of assessment	66
5.2	Time for assessment	67
6	IMG country of qualifications	
6.1	Primary medical degree and specialist qualification - all colleges (data)	68
6.2	Primary medical degree and specialist qualification - all colleges (graph)	69

PART A: SUMMARY

Introduction

The specialist pathway is for international medical graduates (IMGs) who are overseas-trained specialists seeking specialist registration in Australia (specialist recognition) or who are applying for an area of need specialist level position in Australia.

The Medical Board of Australia's (the Board) *Standards: Specialist medical college assessment of specialist international medical graduates* aim to support specialist medical colleges in their role of assessing specialist IMGs. The Standards came into effect on 1 January 2021 and all IMGs who applied for the specialist pathway from this date are assessed against the Standards. The Standards replace the previous *Good practice guidelines for the specialist international medical graduate assessment process*. The guidelines were in effect from 2 November 2015 to 31 December 2020.

In comparing the previous Good practice guidelines and the current Standards, the main differences are:

- the introduction of the Summary of Preliminary Review (SPR) which is a summary of the college's assessment of the IMG's comparability against the college's criteria. It is provided to the IMG, and the IMG has an opportunity to respond to ensure the college has all their relevant information for assessment, before the interim assessment decision is made. Colleges can choose to complete the SPR before or after the interview
- a minimum period of supervised practice for all IMGs who are partially or substantially comparable.

More information about the specialist pathway, and the *Standards* are available on the Board's [specialist pathway page](#).

Reporting requirements

Reporting is annual by calendar year. This report covers the period 1 January 2023 – 31 December 2023. Previous reports are available on the [specialist pathway page](#).

All colleges report against the same metrics. The data requested for 2023 includes data about IMGs who applied for college assessment under the Guidelines (pre-2021) or the Standards (from 2021). These data are:

- | | |
|------------------------------------------------------------------------------------------------------------------------------------------------------------------------------------------------------------------------------------------------------------------------------------------------------------------------------------------------------------------------------------------------------------------------------------------------------------------------------------------------------------------------------------------------------------------------------------------------------------------------------------------------------------------------------------------------------------------------------------------------------------------------------------------------------------------------------------------------------------------------------------------------------------------------------------------------------------------------------------------------------------------------------|-------------------------------------------------------------------------------------------------------------------------------------------------------------------------------------------------------------------------------------------------------------------------------------------------------------------------------------------------------------------------------------------------------------------------------------------------------------------------------------------------------------------------------------------------------------------------------------------------------------------------------------------------------------------------------------------------------------------------------------------------------------------------------------------------------------------------------------------------------------------------------------------------------------------------------------------------------------------------------------------------------------------------------|
| <ul style="list-style-type: none"> • number and type of applications received in 2023 <ul style="list-style-type: none"> – application for specialist recognition – application for area of need – combined application (specialist recognition and area of need) • applicant's (IMG) country of training (for applications received in 2023) • number of applications received which were incomplete on first submission • number of applications withdrawn by the applicant (IMG) • outcome of college's interim comparability assessment <ul style="list-style-type: none"> – not comparable – partially comparable – substantially comparable • outcome of college's area of need assessment <ul style="list-style-type: none"> – suitable for the area of need position – not suitable for the area of need position | <ul style="list-style-type: none"> • outcome of final assessment for specialist recognition <ul style="list-style-type: none"> – recommended for specialist recognition – not recommended for specialist recognition • number of fellowships awarded to IMGs on the specialist pathway • time from interim assessment to final assessment (from the date of decision of interim assessment, to the date the decision of final assessment is made by college) • for those IMGs applying under the Standards, times for the SPR • total time on the specialist pathway (from the date that a complete application is received, to the date of final assessment decision (i.e. recommended/not recommended for specialist recognition)). This was a new metric introduced in 2020. • total number of IMGs on the specialist pathway (new metric introduced in 2022) • number of appeals of college decision by IMGs. |
|------------------------------------------------------------------------------------------------------------------------------------------------------------------------------------------------------------------------------------------------------------------------------------------------------------------------------------------------------------------------------------------------------------------------------------------------------------------------------------------------------------------------------------------------------------------------------------------------------------------------------------------------------------------------------------------------------------------------------------------------------------------------------------------------------------------------------------------------------------------------------------------------------------------------------------------------------------------------------------------------------------------------------|-------------------------------------------------------------------------------------------------------------------------------------------------------------------------------------------------------------------------------------------------------------------------------------------------------------------------------------------------------------------------------------------------------------------------------------------------------------------------------------------------------------------------------------------------------------------------------------------------------------------------------------------------------------------------------------------------------------------------------------------------------------------------------------------------------------------------------------------------------------------------------------------------------------------------------------------------------------------------------------------------------------------------------|

Performance benchmarks

Since 2016, colleges also report against a number of performance benchmarks.

The benchmarks for the *Guidelines* (applications received pre-2021) are:

Metric	Benchmark
Time to first available interview for interim assessment <i>From the date a complete application is received to the date of first available interview that is offered.</i>	Interview available within three months
Time from interview to interim assessment decision <i>From the date the IMG attends interview to the date the decision of interim assessment is made by college.</i>	Interim assessment completed within 14 days after interview
Time for specialist recognition interim assessment <i>From the date a complete application is received to the date the decision of interim assessment is made by college.</i>	Interim assessment completed within three months and 14 days
Time for area of need assessment <i>From the date a complete application is received to the date the decision of suitability for area of need position is made by college. Excludes combined assessments.</i>	Area of need assessment completed within two months
Time for specialist recognition final assessment decision <i>From the date the IMG notifies the college that they have completed the requirements to the date the decision of final assessment is made by college.</i>	Decision on final assessment completed within two months

The benchmarks for the *Standards* (applications received from 2021) are:

Metric	Benchmark
Summary of Preliminary Review before the interview	
Time for SPR to IMG <i>From the date a complete application has been assessed by the college to date SPR is sent to applicant.</i>	SPR sent to applicant within 21 days
Time to first available interview for interim assessment <i>From the date a complete application is received to the date of first available interview that is offered.</i>	Interview available within four months
Time from interview to interim assessment decision <i>From the date the IMG attends interview to the date the decision of interim assessment is made by college.</i>	Interim assessment completed within 14 days after interview
Summary of Preliminary Review after the interview	
Time to first available interview for interim assessment <i>From the date a complete application is received to the date of first available interview that is offered.</i>	Interview available within three months
Time for SPR to IMG <i>From date of interview to the date a SPR is sent to applicant.</i>	SPR sent to applicant within 21 days after interview

<p>Time from IMG response to interim assessment decision</p> <p><i>From the date the college receives a SPR response from applicant to the date the decision of interim assessment is made by college.</i></p>	Interim assessment completed within 14 days after receipt of IMG response
<p>Time for specialist recognition interim assessment</p> <p><i>From the date a complete application is received to the date the decision of interim assessment is made by college.</i></p>	Interim assessment completed within four months and 14 days
<p>Time for area of need assessment</p> <p><i>From the date a complete application is received to the date the decision of suitability for area of need position is made by college. Excludes combined assessments.</i></p>	Area of need assessment completed within two months
<p>Time for specialist recognition final assessment decision</p> <p><i>From the date the IMG notifies the college that they have completed the requirements to the date the decision of final assessment is made by college.</i></p>	Decision on final assessment completed within two months

Compliance measures

Colleges also reported against a set of compliance measures to confirm compliance with the *Good practice guidelines* or *Standards*.

The compliance measures for the *Guidelines* (applications received pre-2021) are:

Metric	Compliance measure
Period of practice required by the college for substantially comparable IMGs	Up to 12 months FTE peer review
Period of practice required by the college for partially comparable IMGs	Up to 24 months FTE supervised practice
Requirement for substantially comparable IMGs to complete an examination	Only partially comparable IMGs may be required to complete an examination
Maximum timeframes for completing college requirements for substantially comparable IMGs	Up to two years to complete up to 12 months FTE peer review
Maximum timeframes for completing college requirements for partially comparable IMGs	Up to four years to complete 24 months FTE supervised practice

The compliance measures for the *Standards* (applications received from 2021) are:

Metric	Compliance measure	Note
Period of practice required by the college for substantially comparable IMGs	3 - 12 months FTE supervised practice	Revised
Period of practice required by the college for partially comparable IMGs	6 - 24 months FTE supervised practice	Revised
Requirement for substantially comparable IMGs to complete an examination	Only partially comparable IMGs may be required to complete an examination	No change
Maximum timeframes for completing college requirements for substantially comparable IMGs	Up to two years to complete up to 12 months FTE supervised practice	No change
Maximum timeframes for completing college requirements for partially comparable IMGs	Up to four years to complete 24 months FTE supervised practice	No change

List of college abbreviations

ACD	Australasian College of Dermatologists
ACEM	Australasian College for Emergency Medicine
ACSEP	Australasian College of Sport and Exercise Physicians
ANZCA	Australian and New Zealand College of Anaesthetists
ACRRM	Australian College of Rural and Remote Medicine
CICM	College of Intensive Care Medicine of Australia and New Zealand
RACDS	Royal Australasian College of Dental Surgeons
RACS	Royal Australasian College of Surgeons
RACGP	The Royal Australian College of General Practitioners
RACMA	The Royal Australasian College of Medical Administrators
RACP	The Royal Australasian College of Physicians
RANZCP	The Royal Australian and New Zealand College of Psychiatrists
RANZCOG	The Royal Australian and New Zealand College of Obstetricians and Gynaecologists
RANZCO	The Royal Australian and New Zealand College of Ophthalmologists
RANZCR	The Royal Australian and New Zealand College of Radiologists
RCPA	The Royal College of Pathologists of Australasia

How to interpret the data

The specialist college data report is a report of all college 'activities' during the period and reflects point in time reporting as most IMGs are unlikely to complete all the processes within one reporting period. Therefore, denominators are unable to be defined and percentages cannot be calculated. A college may have more assessment outcomes than applications received for the period.

Delays can occur during the assessment process which are outside the control of the college, for example, an IMG may choose to defer their interview.

Nevertheless, the data provides insights into some college processes, particularly the initial and final assessments and compliance with definitions of substantially and partially comparability.

The data have been collated and summarised in graphs and tables. The report is in two parts. IMGs are assessed against the requirements that were in place at the time of their application for comparability. The number of IMGs reported against the Guidelines will decrease each year as this cohort of IMGs finish the specialist pathway. Ongoing reporting of IMGs will be against the Standards.

- Part B is IMGs who applied in 2020 or before and were assessed in 2023 or who completed the pathway in 2023. These data are reported against the Guidelines.
- Part C is IMGs who applied since 2021 and were assessed in 2023 or who completed the pathway in 2023. These data are reported against the Standards.

Data are reported as provided by the colleges. Source data are not checked by Ahpra.

Key points in the 2023 report

Key points in the data from the Guidelines (applications received pre-2021)

- RACS and ANZCA are the only colleges that in 2023 assessed applications received before 1 January 2021 (each assessed one IMG). (Guidelines graph 2.1)
- Most IMGs (both substantially and partially comparable) finishing the pathway in 2023 met the requirements to be recommended for specialist recognition. (Guidelines graph 2.2)

Performance benchmark key points

- Both RACS and ANZCA, the two colleges that conducted an interim assessment of IMGs who applied pre-2021, took more than nine months to do a preliminary assessment of the IMG. (Guidelines graph 3.1.3)
- RACS attributed the delay of the applicant to a COVID backlog. ANZCA reported that the applicant chose to delay their application.
- In the case of applications made before 2021, all colleges except RACS issued all their IMGs with the outcome of their specialist recognition final assessment (recommended or not recommended for specialist recognition) within two months of completing their requirements. (Guidelines graph 4.3.1)

Commentary

RACS is still experiencing delays in the assessment of some older applications.

After an IMG has completed their college mandated requirements, other than some RACS applicants, all others received their final assessment in a timely way.

Compliance key points

- ANZCA and RACS assessments of their pre-2021 applicant complied with the Guidelines (not requiring substantially comparable IMGs to complete formal examinations and not requiring more than 12 months supervised practice (Guidelines graphs 4.1.1) and not requiring more than 24 months supervised practice for partially comparable IMGs. (Guidelines graphs 4.2.1)

Commentary

Both colleges met the compliance measures for the period of peer review/supervised practice required.

Total time on the pathway

A new metric introduced in 2020 reports the total time that each IMG was on the specialist pathway, from application to recommendation for specialist recognition.

Time on the pathway can be influenced by many factors. Some relate to college processes, such as a prolonged interim assessment. Others relate to factors related to the applicant such as the IMG postponing their assessment interview, the IMG having difficulty securing a position and IMG performance issues including failing exams.

For substantially comparable IMGs who applied pre-2021 (who were required to complete up to 12 months peer review), the total time on the pathway ranged from 'less than one year' to 'four to six years' with 9 per cent taking less than two years, 81 per cent taking two to four years and 10 per cent taking four to six years. (Guidelines graph 4.1.5)

For partially comparable IMGs who applied pre-2021 (who were required to complete up to 24 months supervised practice), the total time on the pathway ranged from 'less than one year' to 'more than eight years' with 74 per cent taking less than four years, 24 per cent taking four to eight years and 2 per cent taking more than eight years. (Guidelines graph 4.2.4)

Key points in the data from the Standards (applications received from 2021)

Data key points

The colleges with the highest number of applications in the twelve-month period, in order were: (Standards graph 1.1)

1. RACGP (358 applications)
2. RACP (265 applications)
3. RANZCR (141 applications)
4. RACS (136 applications).

The colleges with the lowest number of applications in the twelve-month period were: (Standards graph 1.1)

1. RACDS (one application)
2. RACMA (one application)
3. ACSEP (six applications).

IMGs have gained their specialist qualifications in a range of countries with the highest numbers of applications from the United Kingdom followed by India and Sri Lanka. (Standards table 6.1 and graph 6.2)

The data includes the number of applications incomplete at first submission. Some colleges require documents from a third party for an application to be declared complete, such as a referee report. The 'number of incomplete applications' metric can be an indicator of issues that add to the total time for the IMG to complete requirements for specialist recognition. The data should alert colleges to opportunities to improve their application forms and processes if, for example, they have low numbers of complete applications. (Standards graph 1.2)

The data includes the number of IMGs who withdrew from the specialist pathway. A review by colleges about the reasons for the applicants withdrawing could provide useful information that could improve assessment processes. The reasons for withdrawals are not collected by the Board. (Standards graph 1.3)

There is significant variation between specialist colleges in the proportion of IMGs assessed as substantially or partially comparable. For example: (Standards graph 2.1)

- ACRRM applicants – 86 per cent of applicants were assessed as substantially comparable
- RACP applicants – 66 per cent were assessed as substantially comparable
- RACGP applicants – 55 per cent of applicants were assessed as substantially comparable
- RANZCR applicants – none were assessed as substantially comparable, while 94 per cent were assessed as partially comparable
- ACD assessed one IMG as substantially comparable, while 80 per cent were assessed as partially comparable.

Across all colleges, the proportion of IMGs assessed as substantially, partially or not comparable varies across countries. Looking at countries with more than 20 applicants: (Standards table 2.1.1)

- 2 per cent of applicants from UK were assessed as not comparable, 38 per cent were assessed as partially comparable and 60 per cent were assessed as substantially comparable (total 307)
- 18 per cent of applicants from India were assessed as not comparable, 65 per cent were assessed as partially comparable and 17 per cent were assessed as substantially comparable (total 121)
- 2 per cent of applicants from Sri Lanka were assessed as not comparable, 70 per cent were partially comparable and 28 per cent were substantially comparable (total 63)
- 7 per cent of applicants from South Africa were assessed as not comparable, 53 per cent were assessed as partially comparable and 40 per cent were assessed as substantially comparable (total 43)
- 26 per cent of applicants from Iran were assessed as not comparable, 58 per cent were assessed as partially comparable and 16 per cent were assessed as substantially comparable (total 31)
- 5 per cent of applicants from the USA were assessed as not comparable, 67 per cent were assessed as partially comparable and 28 per cent were assessed as substantially comparable (total 21).

The majority (80 per cent) of applicants for the specialist pathway - area of need, were found suitable for the position. (Standards graph 5.1)

Almost all IMGs who completed the pathway in 2023 under the Standards (applied after 1 January 2021) (97 per cent) met the requirements to be recommended for specialist recognition. (Standards graph 2.2)

A small number of IMGs relative to the number of applications, seek a review or appeal their assessment decisions. The majority of requests for review/reconsideration and appeals relate to the interim assessment of comparability (i.e. IMG appealing assessment outcome 'not comparable' or 'partially comparable'). Not all reviews/appeals occur in the same calendar year as the interim assessment (number of applications are provided as an indicator of volume).

In relation to reviews/reconsiderations and appeals in 2023: (Standards graph 2.4)

- RANZCOG had the most reviews/appeals relative to applicant numbers (10 review/appeals when they had 35 applicants in 2023)
- RACS had 17 reviews/appeals (and 136 applicants in 2023)
- RANZCP had 15 reviews/appeals (and 98 applicants in 2023).

A new metric was added in 2022 - the total number of IMGs on the specialist pathway. It includes all IMGs who have had their interim assessment, were deemed partially or substantially comparable and are (or can start) completing the requirements for specialist recognition. This provides a useful snapshot of the number of SIMG applicants in the system. In 2023, there were 1809 IMGs on the specialist pathway, up from 1390 IMGs in 2022, (under the Guidelines and Standards) with the majority in the pathway in the following colleges: (Standards graph 2.5)

- RACP – 392
- RACGP – 337
- RANZCP – 233
- RANZCR – 208
- ANZCA – 159.

Performance benchmark key points

Summary of preliminary review

- The SPR was introduced in 2021. While it supports procedural fairness for IMGs, it does add to assessment timeframes.
- The Standards allow the SPR to be done either before or after the interview for interim assessment. The College can decide what works best for them.

RACS introduced the SPR part way through 2023.

RANZCO, RANZCOG and RCPA use a SPR before or after the interview.

Across all colleges who did a SPR *before* the interview (ACD, ACEM, ACRRM, ACSEP, ANZCA, CICM, RACGP, RACMA, RACS, RANZCO, RANZCOG, RANZCP, RCPA):

- 89 per cent of IMGs received their SPR within the 21-day benchmark (Standards graph 3.1.1) however:
 - almost half of RANZCP's applicants waited 22 – 42 days for their SPR (47 out of 98)
 - RACMA and RANZCO took more than 43 days to issue an SPR for each of their IMG (one each)
 - RACGP did not meet the benchmark for one of its IMGs

All other colleges that did the SPR before the interview met the benchmark.

- 85 per cent of IMGs were offered an interview within the benchmark timeframe (four months from submission of a complete application). Of those that did not meet the benchmark: (Standards graph 3.1.3)
 - ACD failed to meet the benchmark in all its 15 applications, with 14 IMGs waiting more than six months for an interview
 - RANZCOG failed to meet the benchmark in 25 out of 46 applications, with two IMGs waiting more than six months
 - RACS failed to meet the benchmark in 1 out of 5 applications
 - CICM failed to meet the benchmark in 2 out of 21 applications
 - ANZCA failed to meet the benchmark in 2 of 90 applications
 - RANZCP failed to meet the benchmark in 2 out of 97 applications.

ACEM, ACRRM and RACMA all met the interview benchmark for their IMG applications.

- The time for applicant response is also reported as this demonstrates if there are extended timeframes which were contributed to by the IMG. However, only 16 of the 587 IMGs did not respond within 21 days (Standards graph 3.1.2).

Across the six colleges who did a SPR *after* the interview (RACDS, RACP, RANZCO, RANZCOG, RANZCR and RCPA):

- two colleges met the benchmark timeframe for offering an interview for all their IMGs (IMG is offered an interview within three months from submission of a complete application) (Standards graph 3.2.1)
 - RACDS met the benchmark for its two applications
 - RANZCOG met the benchmark for its one application.
- three colleges did not meet the benchmark timeframe for offering an interview
 - RCPA failed to meet the benchmark in 16 out of 22 applications with six IMGs waiting more than six months for an interview.
 - RANZCR failed to meet the benchmark in 20 out of 72 applications, with three IMGs waiting more than six months
 - RANZCO failed to meet the benchmark for three out of twelve applications
 - RACP failed to meet the benchmark for 14 out of 158 applications.
- 95 per cent of IMGs received their SPR within the 21-day benchmark after the interview (Standards graph 3.2.2)
 - RACDS, RANZCOG, RANZCR and RCPA met the benchmark for all their applications
 - RACP met this requirement for 211 out of 217 applications
 - RANZCO met this requirement for seven out of 12 applications (so did not meet it in five out of 12 applications).
- The benchmark for interim assessment after applicant response to the SPR is 14 days (Standards graph 3.2.4)
 - RANZCR met the benchmark for all its 72 applications
 - RCPA met the benchmark for 16 out of 21 applications
 - RACP failed to meet the benchmark in 215 out of 222 applications
 - RANZCO failed to meet the benchmark in nine out of twelve applications
 - RACDS and RANZCOG failed to meet the benchmark for each of their (one) applications.
- The time for applicant response to the SPR is also reported as this demonstrates if extended timeframes were contributed to by the IMG. Only nine of the 326 IMGs did not respond within 21 days. (Standards graph 3.2.3)

The time for interim assessment was within the benchmark timeframe for 79 per cent of IMGs (four months and 14 days). For those outside the benchmark, it may have been because the IMG chose to delay the interview, or there were delays due to college internal processes. (Standards graph 3.3)

Of the three colleges (ACD, RACP, RANZCR) who assessed area of need only applications (excluding combined assessments), a total of eight IMGs out of 14 received their area of need assessment within the benchmark (two months). (Standards graph 5.2)

Across all colleges, all but two IMGs received the outcome of their final assessment (recommended or not recommended for specialist recognition) within two months of completing their requirements. (Standards graph 4.3)

Compliance key points

All but one college met the compliance measure for the period of supervised practice required for substantially comparable IMGs (3 – 12 months).

- ACRRM had four IMGs who were not required to complete any supervised practice. (Standards graph 4.1.1)

All colleges met the compliance measure for the period of supervised practice or training required for partially comparable IMGs (6 – 24 months). (Standards graph 4.2.1)

ACSEP did not meet the compliance measure for substantially comparable IMGs as they required one substantially comparable IMG to complete a formal examination.

Nearly all IMGs (except two) who completed the specialist pathway process in 2023 under the new *Standards* completed it within the maximum timeframes set by the Board.

Total time on the pathway

A new metric introduced in 2020 reports the total time that each IMG was on the specialist pathway, from application to recommendation for specialist recognition.

Time on the pathway is the result of many factors. Some relate to college processes, such as a prolonged interim assessment. Others relate to factors controlled by the applicant such as the IMG postponing their assessment interview, the IMG having difficulty securing a position and IMG performance issues including failing exams.

As the Standards have only been in place for three years, the total time on the pathway under the Standards does not yet include enough data to provide useful insights into IMG timeframes – all IMGs who have finished have completed it in three years or less.

Conclusions

The SIMG assessment process is relatively complex because it relies on college processes and applicant engagement and participation. Delays can be the result of either or both factors.

From the data, it is evident that time frames for the initial assessment process are variable. The offer of interview might be an area of focus for some colleges. The introduction of the SPR, while supporting procedural fairness, has added significantly to time frames and may need to be reviewed.

There is significant variation between colleges in the proportion of applicants assessed as substantially versus partially comparable. This should be an area of focus for colleges who assess most applicants as partially comparable, particularly as applicants are meeting requirements and are being recommended for specialist registration.

After applicants have met their college mandated requirements, their path to specialist recognition tends to be relatively efficient.

These data will inform the Medical Board's review of the specialist pathway currently under review.

PART B: GUIDELINES

Report on IMGs assessed against the *Good practice guidelines*
for the *specialist international medical graduate assessment process*

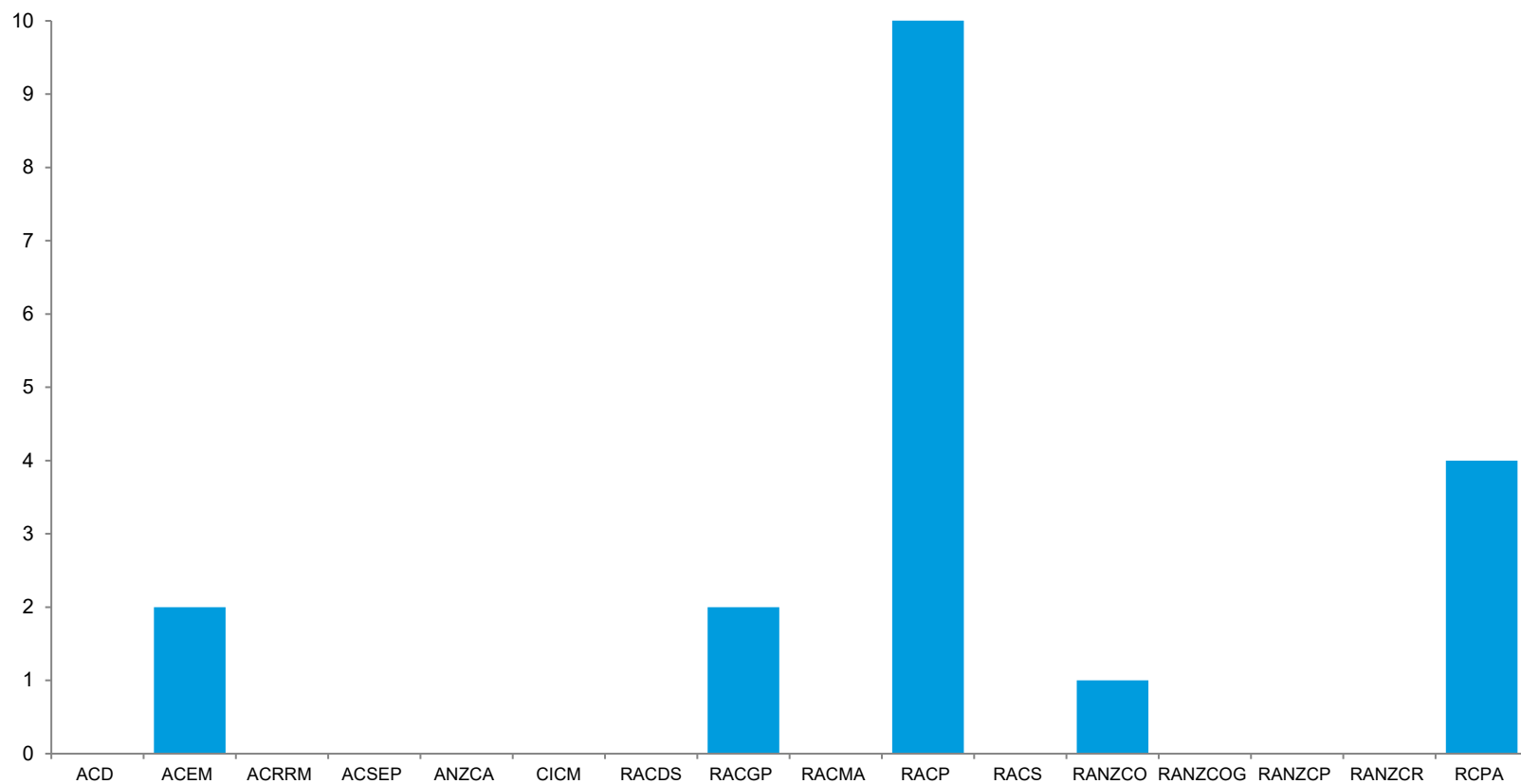
1.1 Applications: Number of applications received

There are no applications reported for 2023 as all new applications in 2023 were applications assessed against the Standards.

1.2 Applications: Number of applications incomplete on first submission

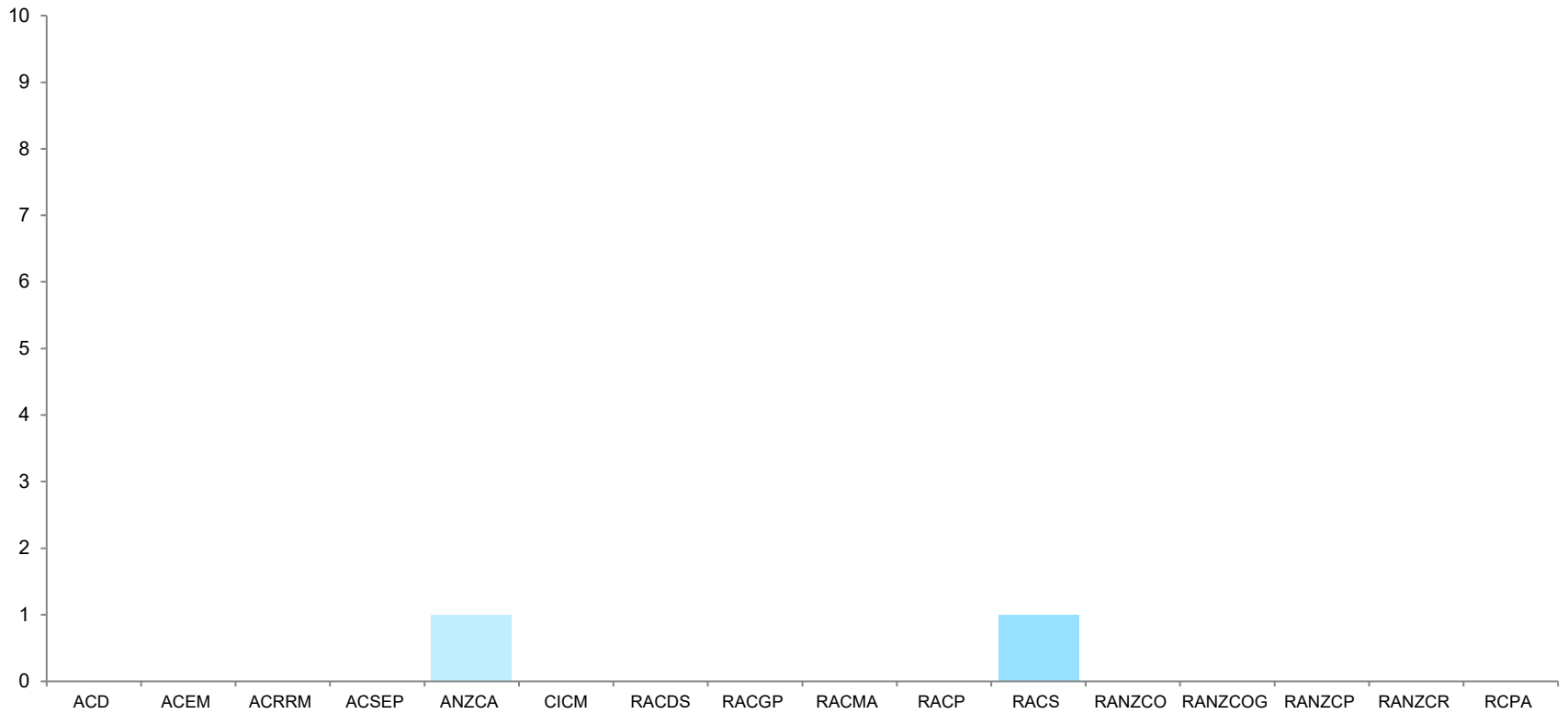
There were no applications assessed as incomplete in 2023.

1.3 Applications: Number of applications withdrawn by IMGs



Withdrawn before interim assessment – not voluntary	0	0	0	0	0	0	0	0	0	0	0	0	0	0	0	0
Withdrawn before interim assessment – voluntary	0	0	0	0	0	0	0	0	0	0	0	0	0	0	0	0
Withdrawn between interim and final assessment – voluntary	0	2	0	0	0	0	0	2	0	61	0	1	0	0	0	4

2.1 Specialist recognition outcomes: Outcome of interim assessment

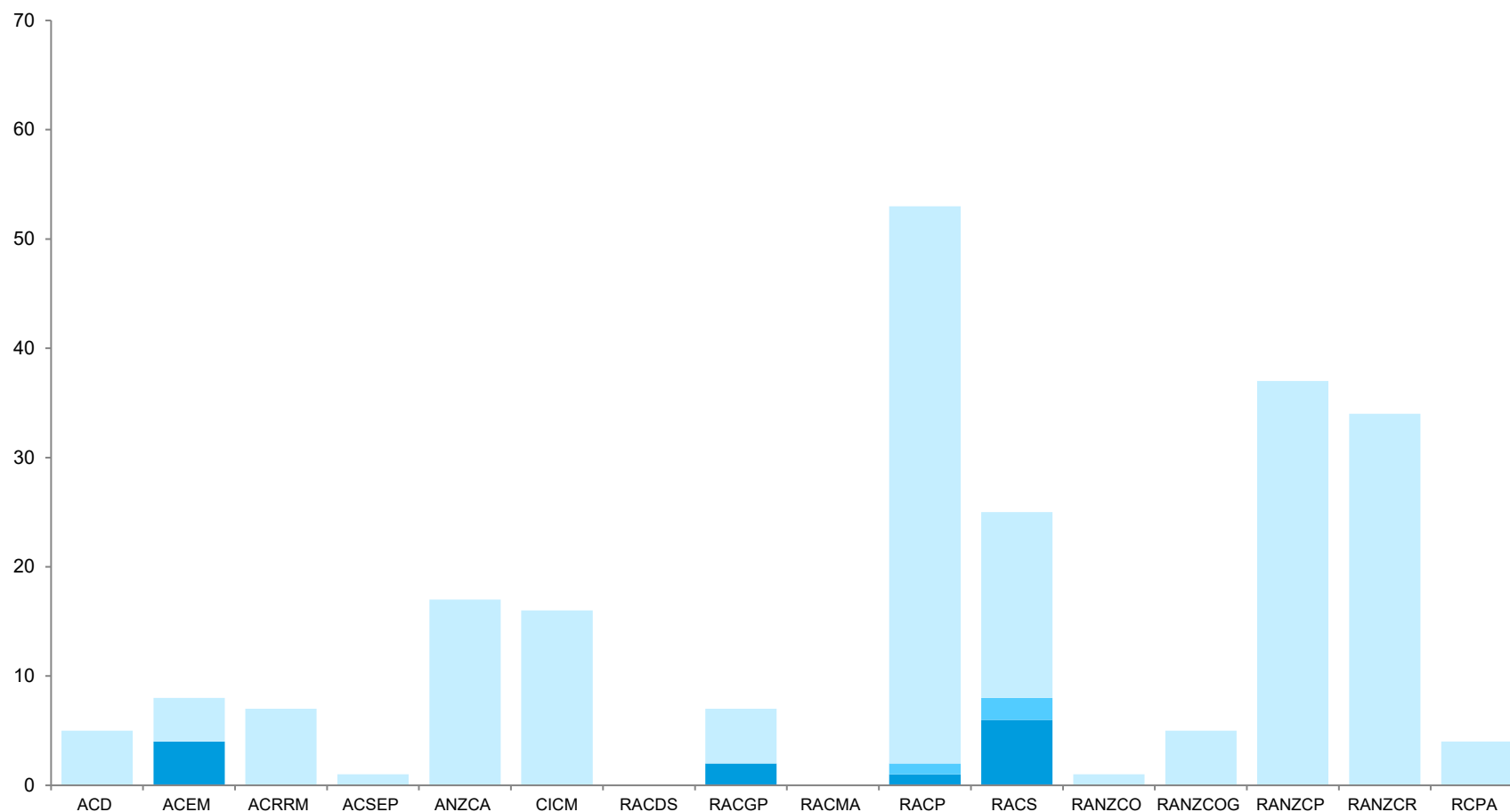


	ACD	ACEM	ACRRM	ACSEP	ANZCA	CICM	RACDS	RACGP	RACMA	RACP	RACS	RANZCO	RANZCOG	RANZCP	RANZCR	RCPA
Substantially comparable – full scope	0	0	0	0	1	0	0	0	0	0	0	0	0	0	0	0
Partially comparable	0	0	0	0	0	0	0	0	0	0	1	0	0	0	0	0
Not comparable (includes paper-based NC)	0	0	0	0	0	0	0	0	0	0	0	0	0	0	0	0
Not comparable – initial paper-based review	0	0	0	0	0	0	0	0	0	0	0	0	0	0	0	0

2.1.1 Specialist recognition outcomes: Outcome of interim assessment: By country of highest specialist qualification – all colleges

Country	Not comparable	Partially comparable	Substantially comparable
India		1	
United Kingdom			1

2.2 Specialist recognition outcomes: Outcome of final assessment



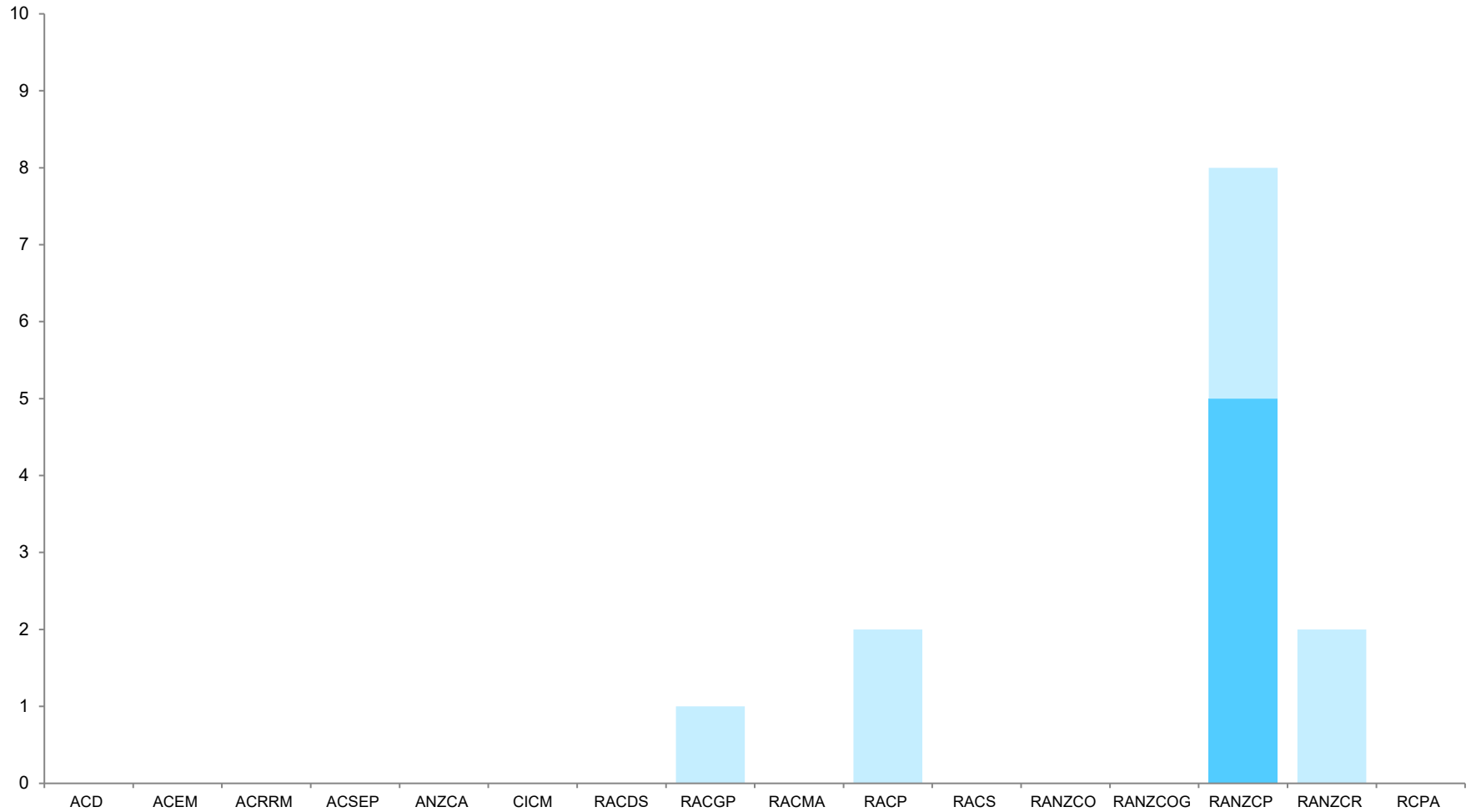
	ACD	ACEM	ACRRM	ACSEP	ANZCA	CIMM	RACDS	RACGP	RACMA	RACP	RACS	RANZCO	RANZCOG	RANZCP	RANZCR	RCPA
Recommended for specialist recognition (full scope)	5	4	7	1	17	16	0	5	0	51	17	1	5	37	34	4
Recommended for specialist recognition (limited scope)	0	0	0	0	0	0	0	0	0	1	2	0	0	0	0	0
Not recommended for specialist recognition	0	4	0	0	0	0	0	2	0	1	6	0	0	0	0	0

2.2.1 Specialist recognition outcomes: Outcome of final assessment: By country of highest specialist qualification – all colleges

Country	Partially comparable		Substantially comparable	
	Recommended	Not recommended	Recommended	Not recommended
Argentina	2			
Bangladesh	1			
Brazil	3			
Canada	1	1	1	
China		1		
Croatia	1			
Denmark	1			
Egypt	3	1	1	
Germany	4	1	1	
Hong Kong	1		5	
India	49	2	9	
Iran	6	1	3	
Iraq	2			
Ireland	7		2	
Israel	1			
Kenya	2			
Lebanon	1			
Lithuania			1	
Malaysia	1			
Netherlands	1		1	
New Zealand	1		1	
Nigeria	1			

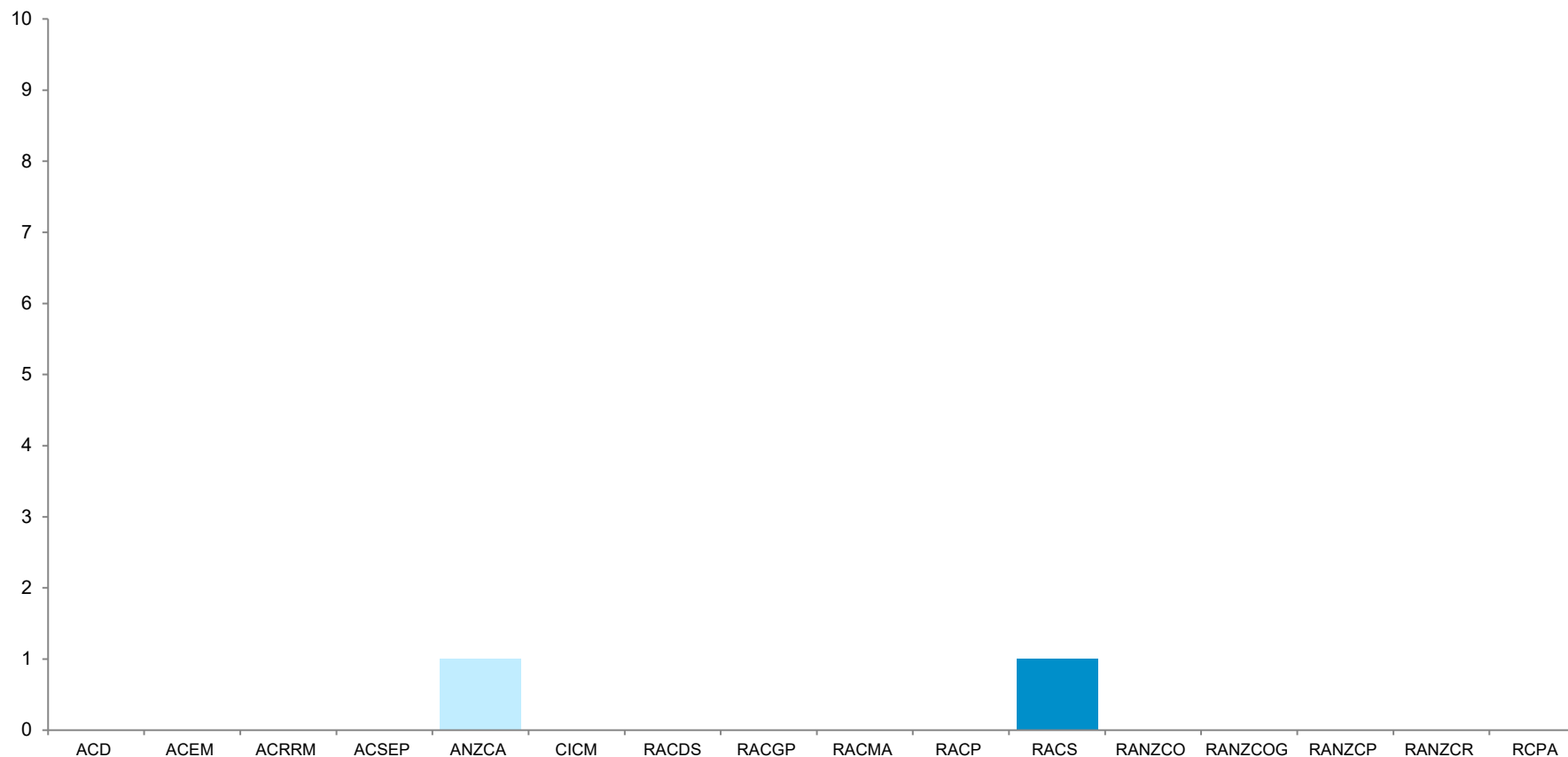
Country	Partially comparable		Substantially comparable	
	Recommended	Not recommended	Recommended	Not recommended
Norway			1	
Pakistan	7		3	
Philippines	1			
Poland	1			
Portugal			1	
Singapore			1	
South Africa	8	1	8	
South Korea	1			
Spain	1		1	
Sri Lanka	8		2	
Switzerland			1	
Turkey	2		1	
United Arab Emirates	2	1		
United Kingdom	15	1	24	2
United States of America	4	1	2	

2.4 Specialist recognition outcomes: Number of reviews/reconsiderations and appeals of college decision requested by IMGs



	ACD	ACEM	ACRRM	ACSEP	ANZCA	CICM	RACDS	RACGP	RACMA	RACP	RACS	RANZCO	RANZCOG	RANZCP	RANZCR	RCPA
Total reviews / reconsiderations	0	0	0	0	0	0	0	1	0	2	0	0	0	3	2	0
Total appeals	0	0	0	0	0	0	0	0	0	0	0	0	0	5	0	0

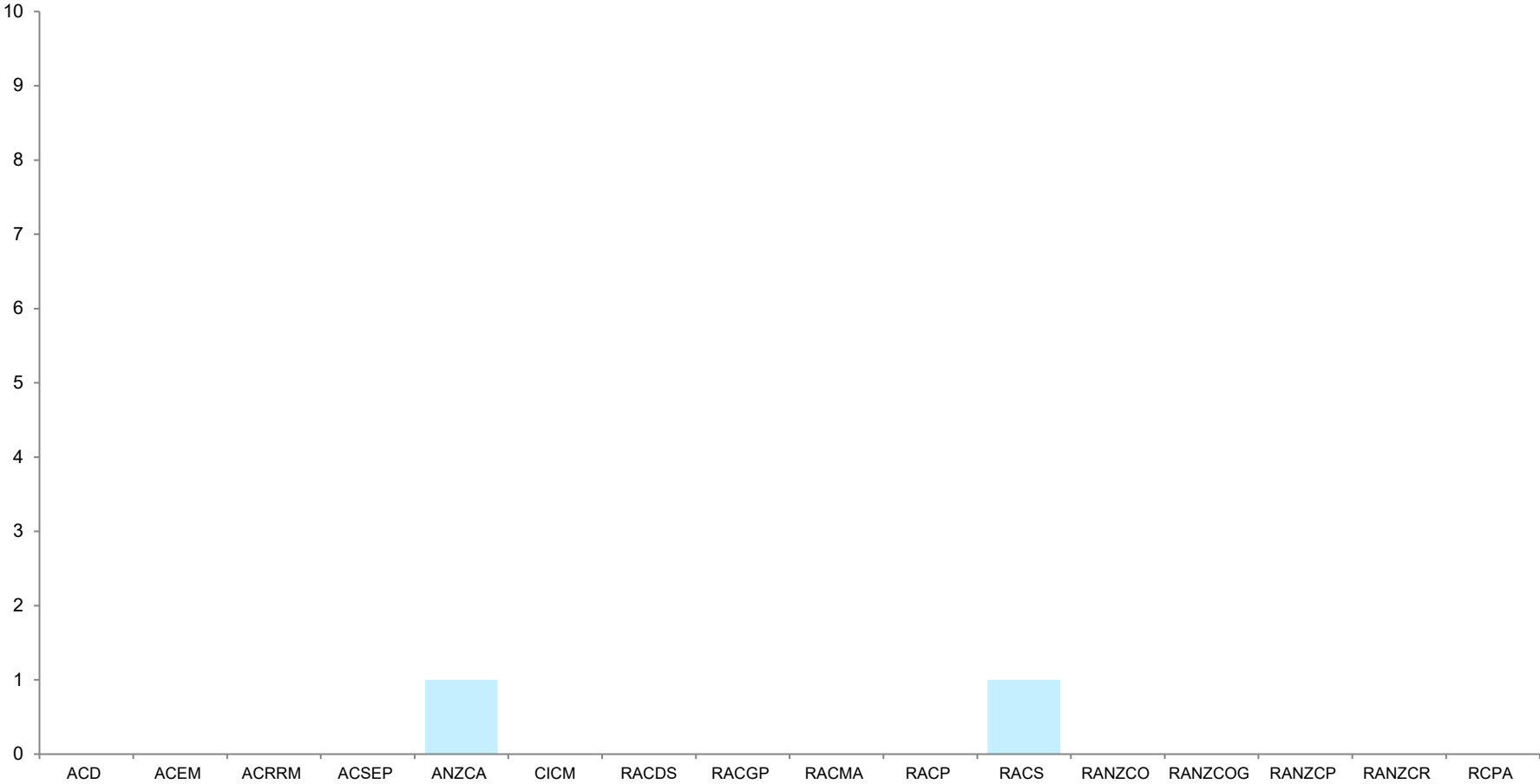
3.1.1 Specialist recognition timeframes: Interim assessment: Time to first available interview



	ACD	ACEM	ACRRM	ACSEP	ANZCA	CIM	RACDS	RACGP	RACMA	RACP	RACS	RANZCO	RANZCOG	RANZCP	RANZCR	RCPA
0 – 3 months	0	0	0	0	1	0	0	0	0	0	0	0	0	0	0	0
3 – 6 months	0	0	0	0	0	0	0	0	0	0	0	0	0	0	0	0
6 – 9 months	0	0	0	0	0	0	0	0	0	0	0	0	0	0	0	0
> 9 months	0	0	0	0	0	0	0	0	0	0	1	0	0	0	0	0

Note: RACGP do not interview to assess comparability.

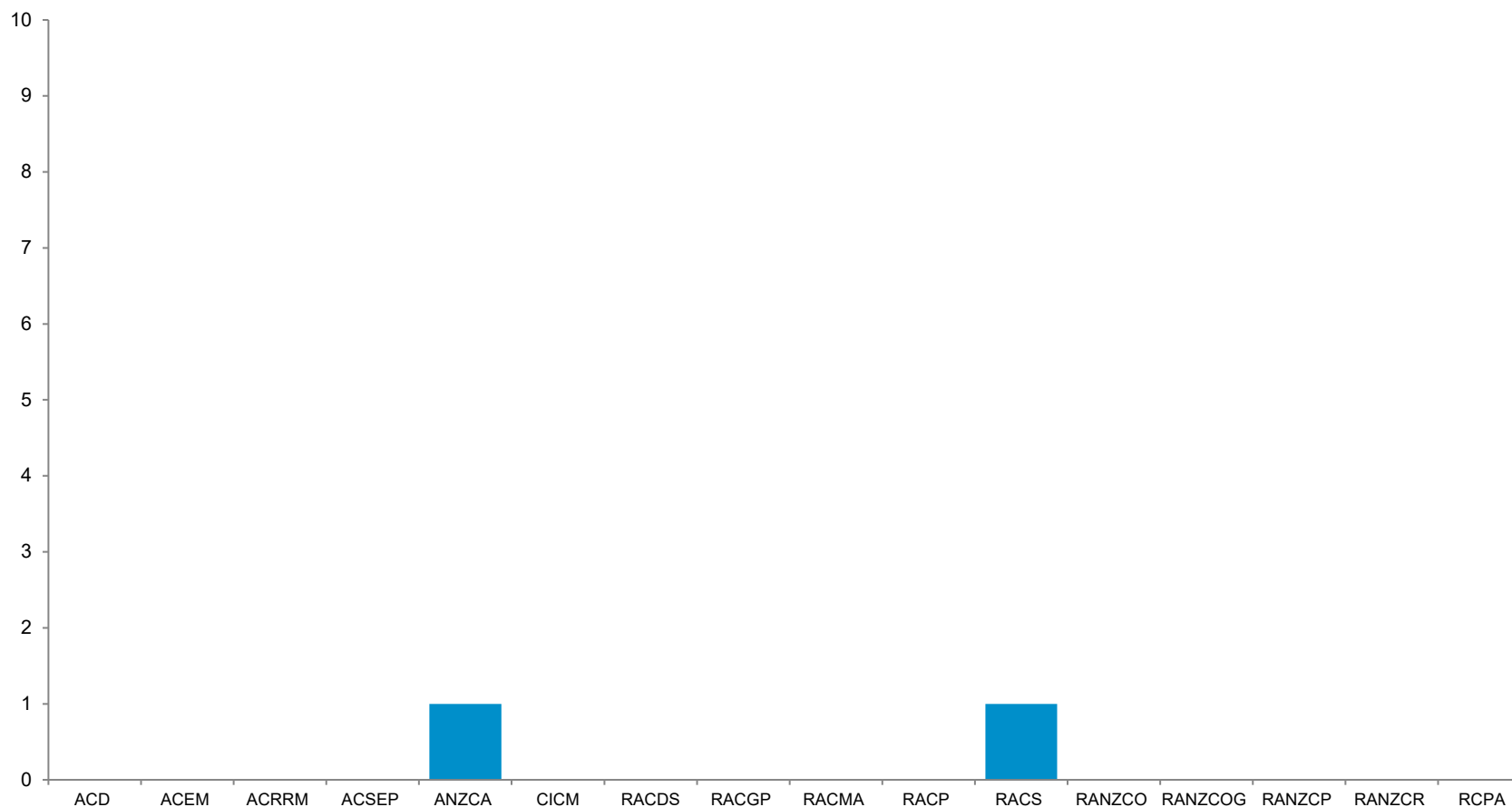
3.1.2 Specialist recognition timeframes: Interim assessment: Time from interview to interim assessment decision



	ACD	ACEM	ACRRM	ACSEP	ANZCA	CICM	RACDS	RACGP	RACMA	RACP	RACS	RANZCO	RANZCOG	RANZCP	RANZCR	RCPA
0 – 14 days	0	0	0	0	1	0	0	0	0	0	1	0	0	0	0	0
15 – 28 days	0	0	0	0	0	0	0	0	0	0	0	0	0	0	0	0
> 28 days	0	0	0	0	0	0	0	0	0	0	0	0	0	0	0	0

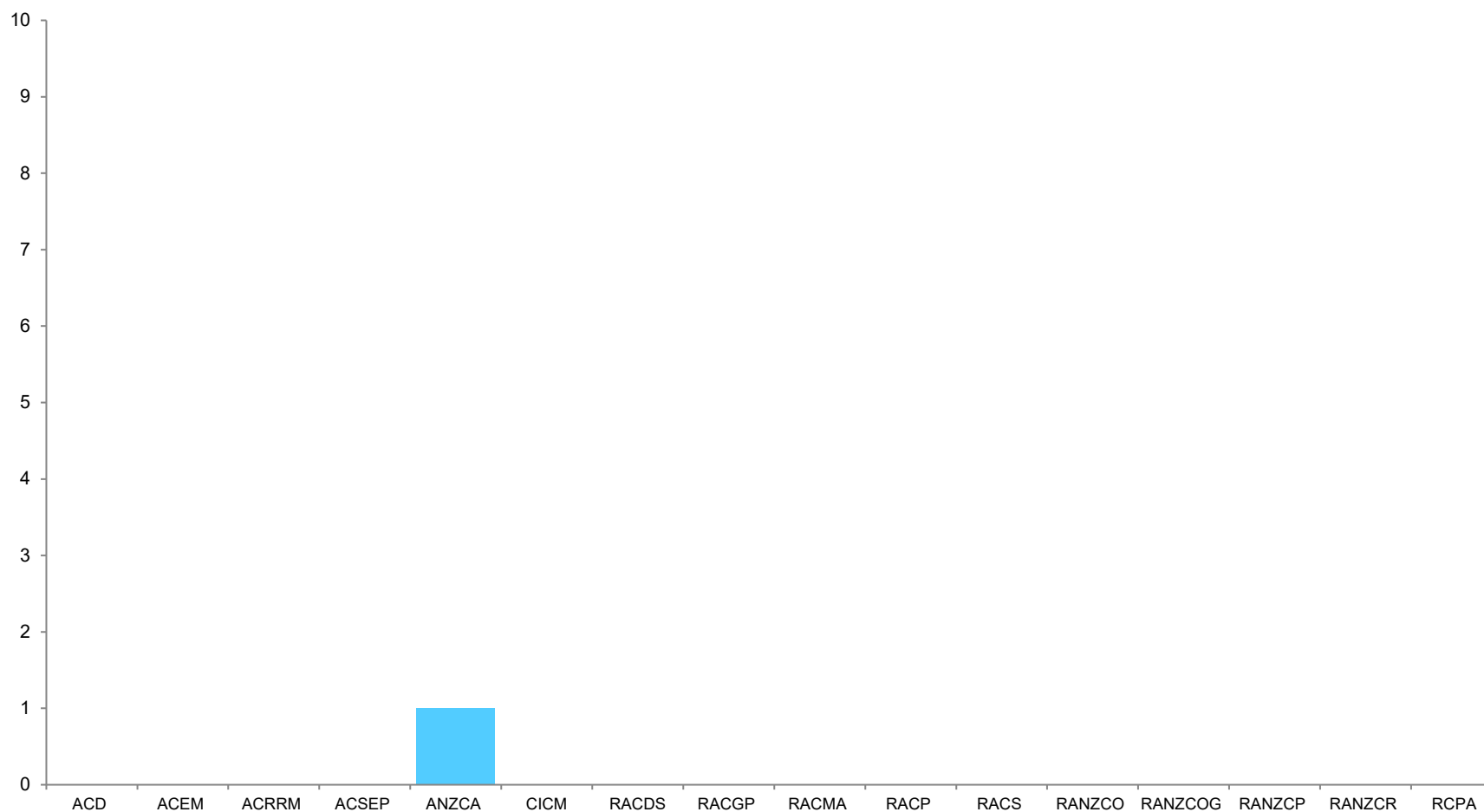
Note: RACGP do not interview to assess comparability.

3.1.3 Specialist recognition timeframes: Interim assessment: Total time for interim assessment



	ACD	ACEM	ACRRM	ACSEP	ANZCA	CIMM	RACDS	RACGP	RACMA	RACP	RACS	RANZCO	RANZCOG	RANZCP	RANZCR	RCPA
0 – 3 months 14 days	0	0	0	0	0	0	0	0	0	0	0	0	0	0	0	0
3 months 15 days – 6 months	0	0	0	0	0	0	0	0	0	0	0	0	0	0	0	0
> 6 months – 9 months	0	0	0	0	0	0	0	0	0	0	0	0	0	0	0	0
> 9 months	0	0	0	0	1	0	0	0	0	0	1	0	0	0	0	0

4.1.1 Specialist recognition requirements: Substantially comparable IMGs: Period of peer review required by college

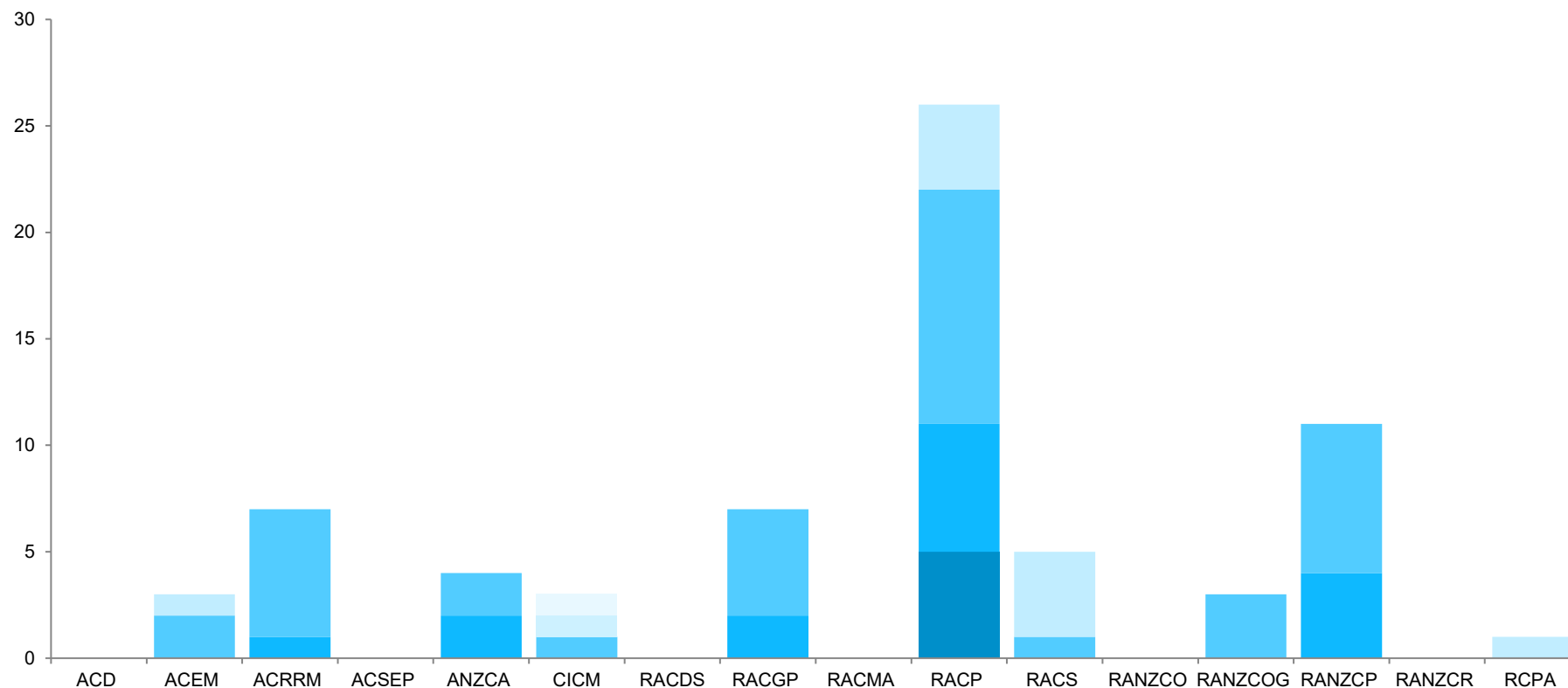


	ACD	ACEM	ACRRM	ACSEP	ANZCA	CICM	RACDS	RACGP	RACMA	RACP	RACS	RANZCO	RANZCOG	RANZCP	RANZCR	RCPA
No peer review required	0	0	0	0	0	0	0	0	0	0	0	0	0	0	0	0
0 – 12 months	0	0	0	0	1	0	0	0	0	0	0	0	0	0	0	0
> 12 months	0	0	0	0	0	0	0	0	0	0	0	0	0	0	0	0

4.1.2 Specialist recognition requirements: Substantially comparable IMGs: Number required to complete exam

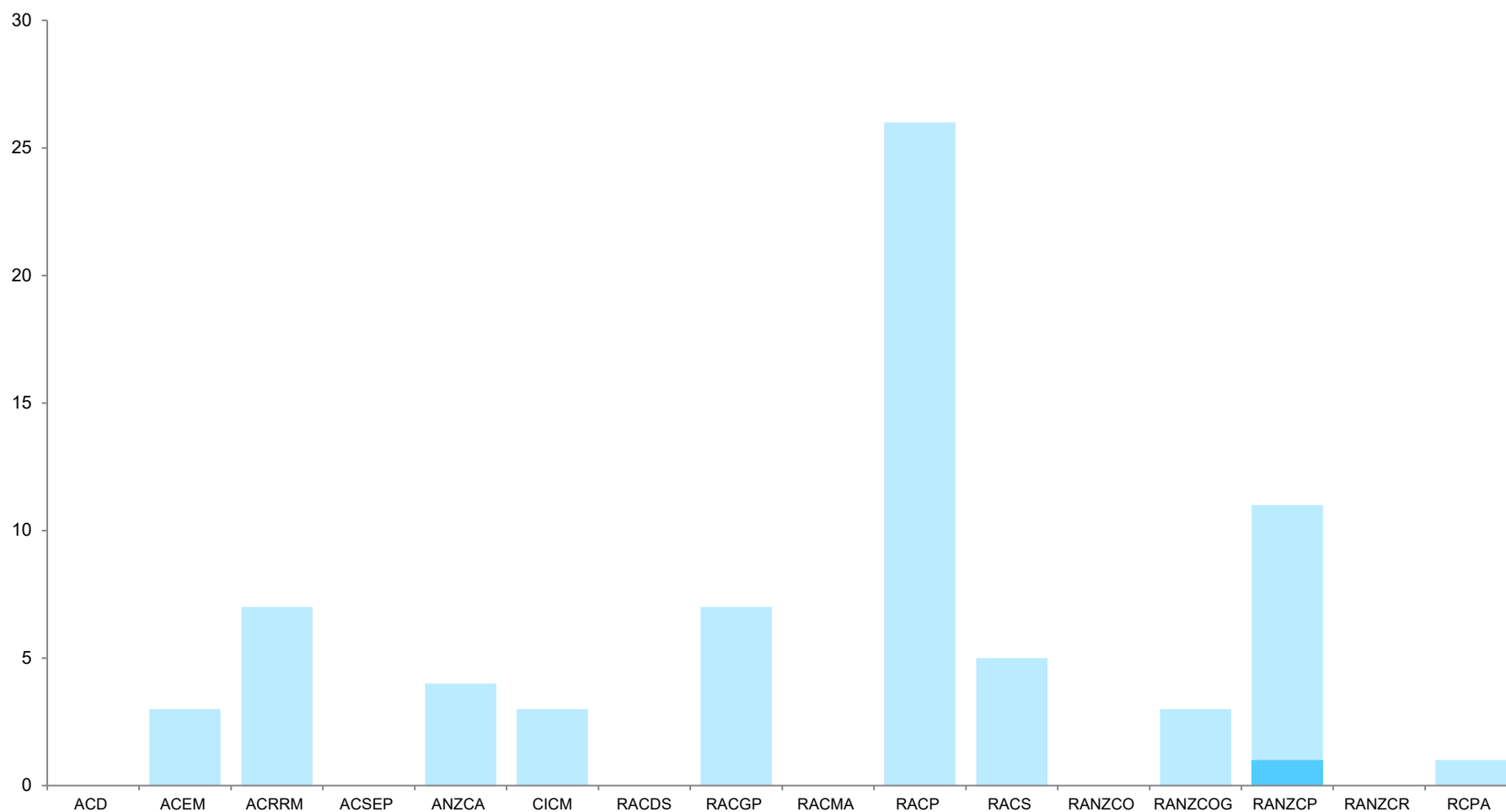
All specialist medical colleges reported that no substantially comparable IMGs were required to complete a formal examination.

4.1.3 Specialist recognition requirements: Substantially comparable IMGs: Time for final assessment



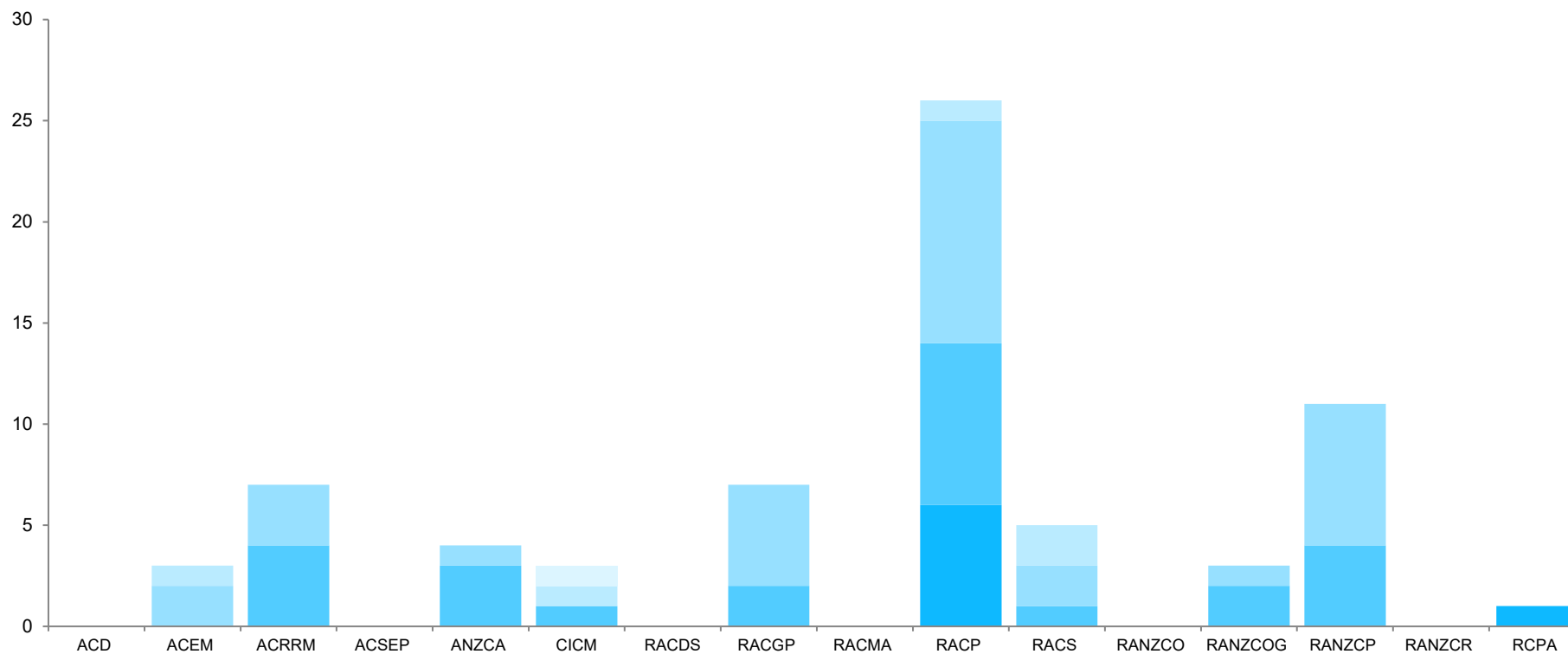
	ACD	ACEM	ACRRM	ACSEP	ANZCA	CICM	RACDS	RACGP	RACMA	RACP	RACS	RANZCO	RANZCOG	RANZCP	RANZCR	RCPA
0 – 6 months	0	0	0	0	0	1	0	0	0	0	0	0	0	0	0	0
6 – 12 months	0	0	0	0	0	1	0	0	0	0	0	0	0	0	0	0
12 – 24 months	0	1	0	0	0	0	0	0	0	4	4	0	0	0	0	1
24 – 36 months	0	2	6	0	2	1	0	5	0	11	1	0	3	7	0	0
36 – 48 months	0	0	1	0	2	0	0	2	0	6	0	0	0	4	0	0
> 48 months	0	0	0	0	0	0	0	0	0	5	0	0	0	0	0	0

4.1.4 Specialist recognition requirements: Substantially comparable IMGs: Maximum timeframe for completing college requirements



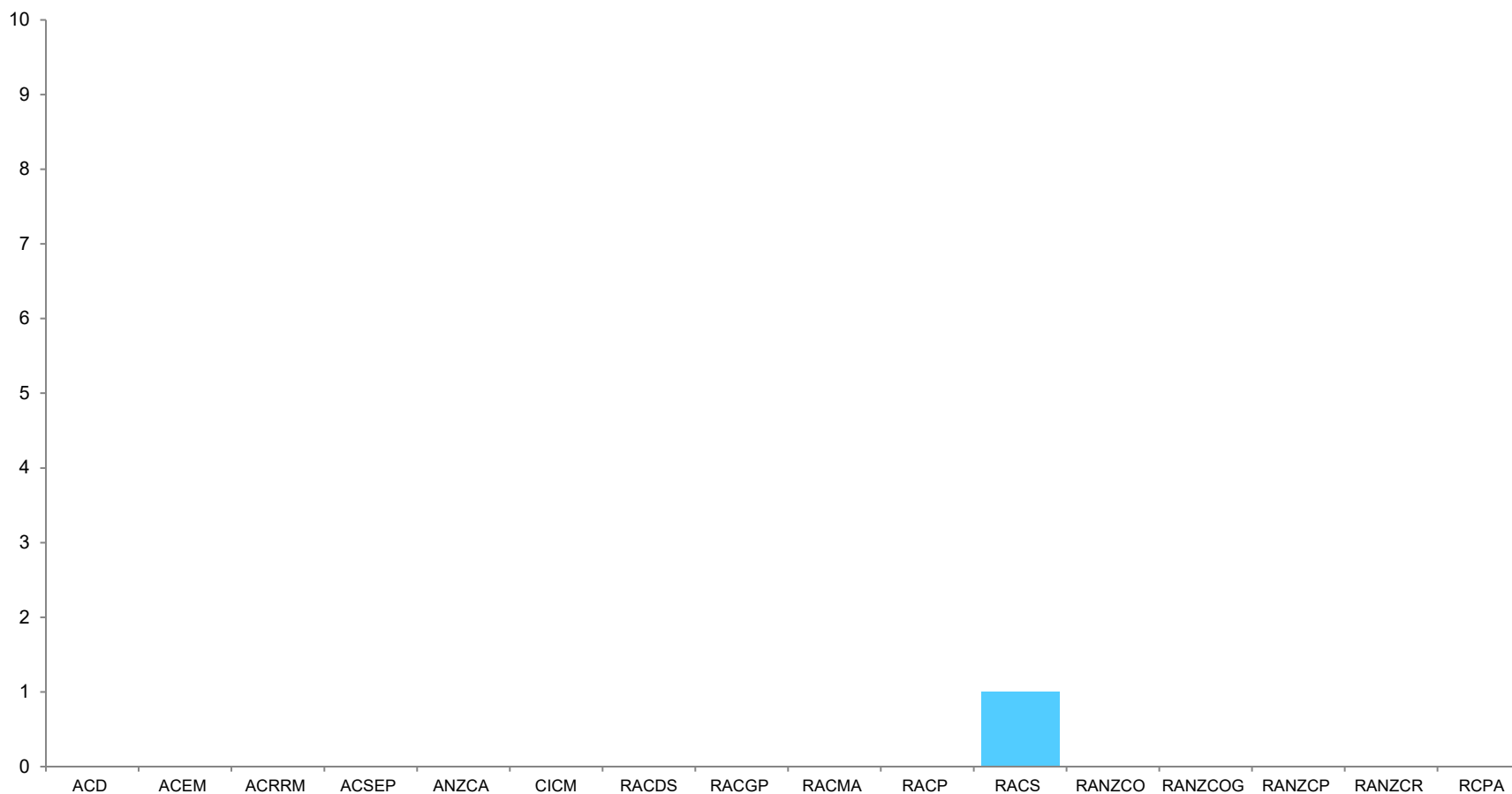
	ACD	ACEM	ACRRM	ACSEP	ANZCA	CIM	RACDS	RACGP	RACMA	RACP	RACS	RANZCO	RANZCOG	RANZCP	RANZCR	RCPA
0 – 2 years	0	3	7	0	4	3	0	7	0	26	5	0	3	10	0	1
> 2 years	0	0	0	0	0	0	0	0	0	0	0	0	0	1	0	0

4.1.5 Specialist recognition requirements: Substantially comparable IMGs: Total time on specialist pathway



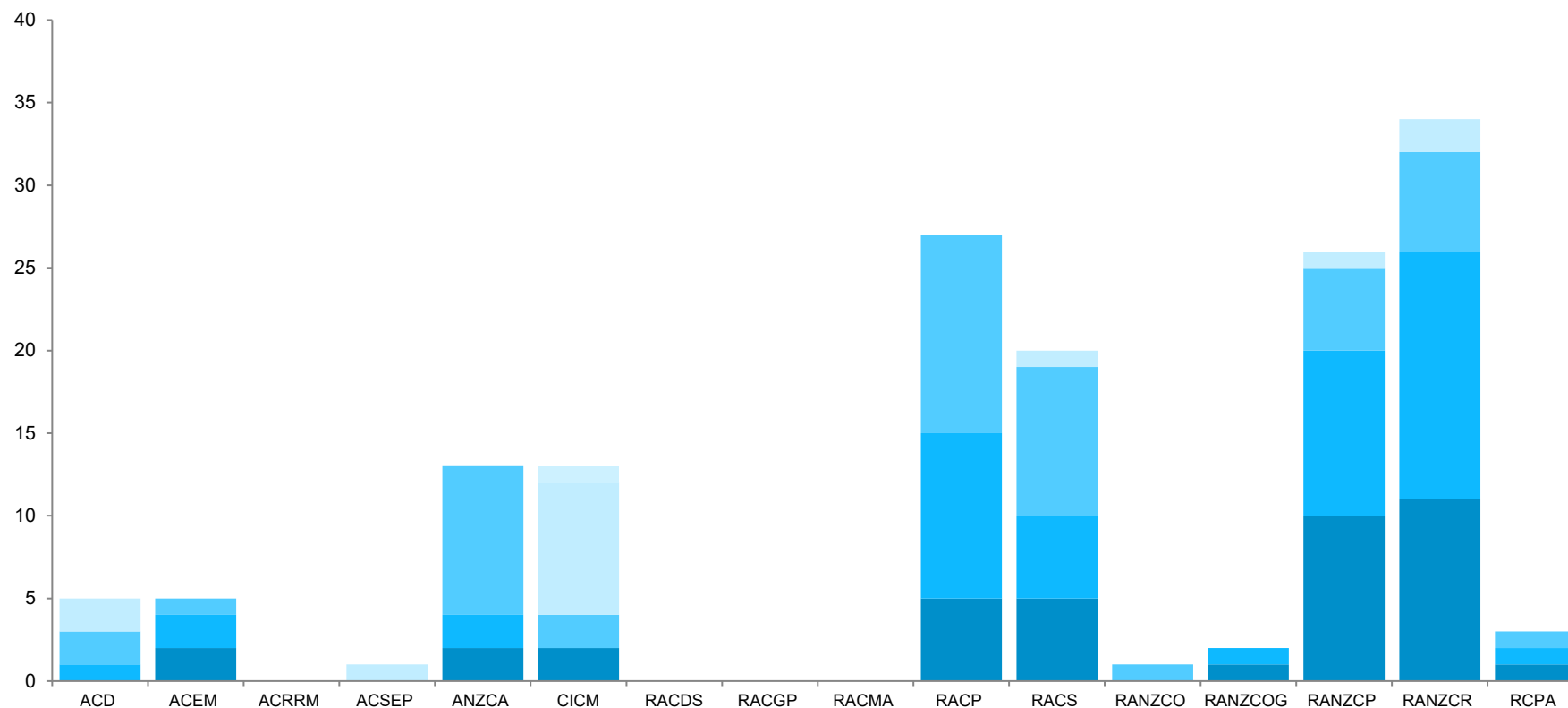
	ACD	ACEM	ACRRM	ACSEP	ANZCA	CIMM	RACDS	RACGP	RACMA	RACP	RACS	RANZCO	RANZCOG	RANZCP	RANZCR	RCPA
< 1 year	0	0	0	0	0	1	0	0	0	0	0	0	0	0	0	0
1 – 2 years	0	1	0	0	0	1	0	0	0	1	2	0	0	0	0	0
2 – 3 years	0	2	3	0	1	0	0	5	0	11	2	0	1	7	0	0
3 – 4 years	0	0	4	0	3	1	0	2	0	8	1	0	2	4	0	0
4 – 6 years	0	0	0	0	0	0	0	0	0	6	0	0	0	0	0	1
6 – 8 years	0	0	0	0	0	0	0	0	0	0	0	0	0	0	0	0
8 years +	0	0	0	0	0	0	0	0	0	0	0	0	0	0	0	0

4.2.1 Specialist recognition requirements: Partially comparable IMGs: Period of supervised practice and/or training required by college



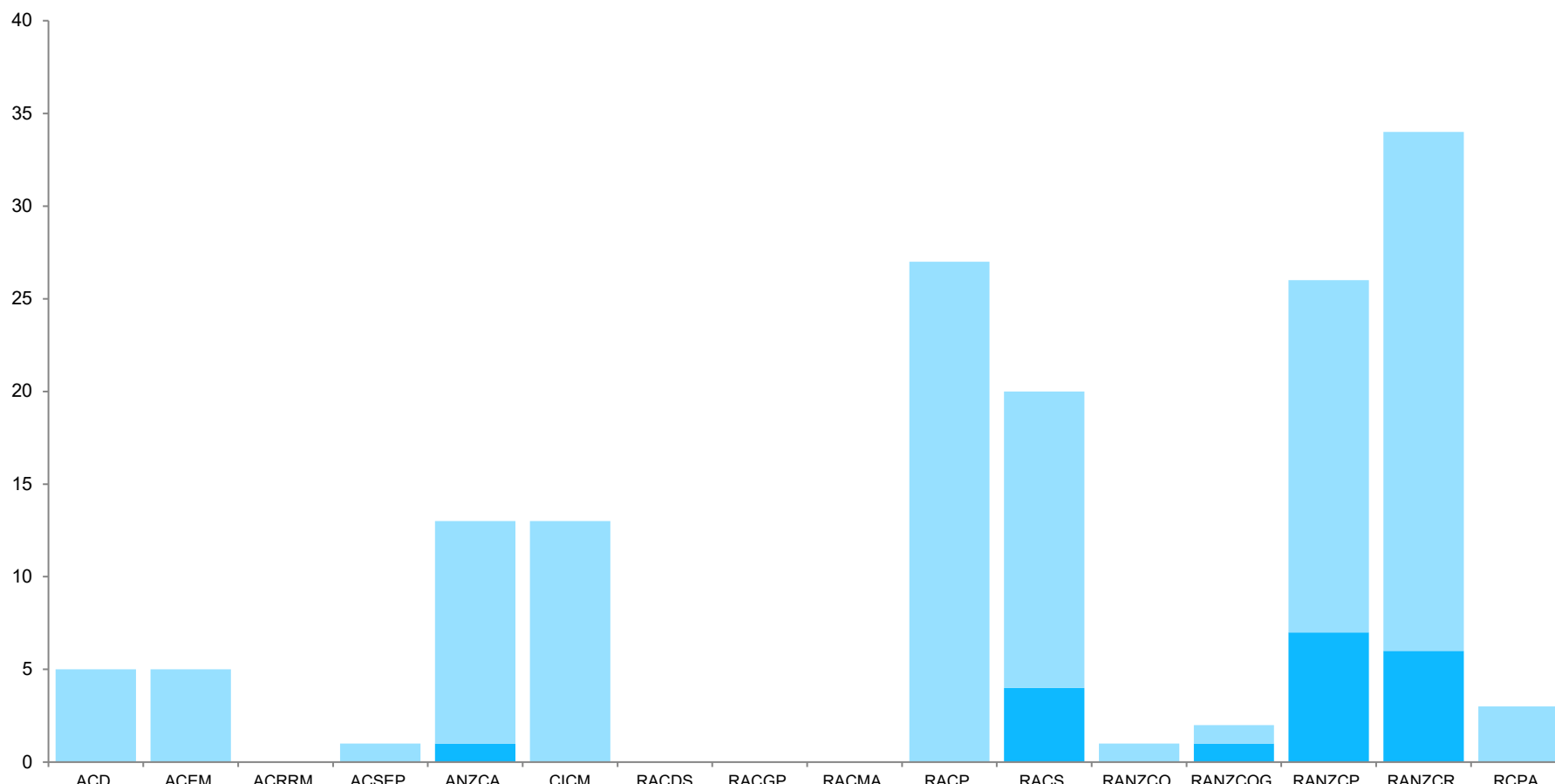
	ACD	ACEM	ACRRM	ACSEP	ANZCA	CIMM	RACDS	RACGP	RACMA	RACP	RACS	RANZCO	RANZCOG	RANZCP	RANZCR	RCPA
No supervised practice or training	0	0	0	0	0	0	0	0	0	0	0	0	0	0	0	0
0 – 24 months	0	0	0	0	0	0	0	0	0	0	1	0	0	0	0	0
> 24 months	0	0	0	0	0	0	0	0	0	0	0	0	0	0	0	0

4.2.2 Specialist recognition requirements: Partially comparable IMGs: Time for final assessment



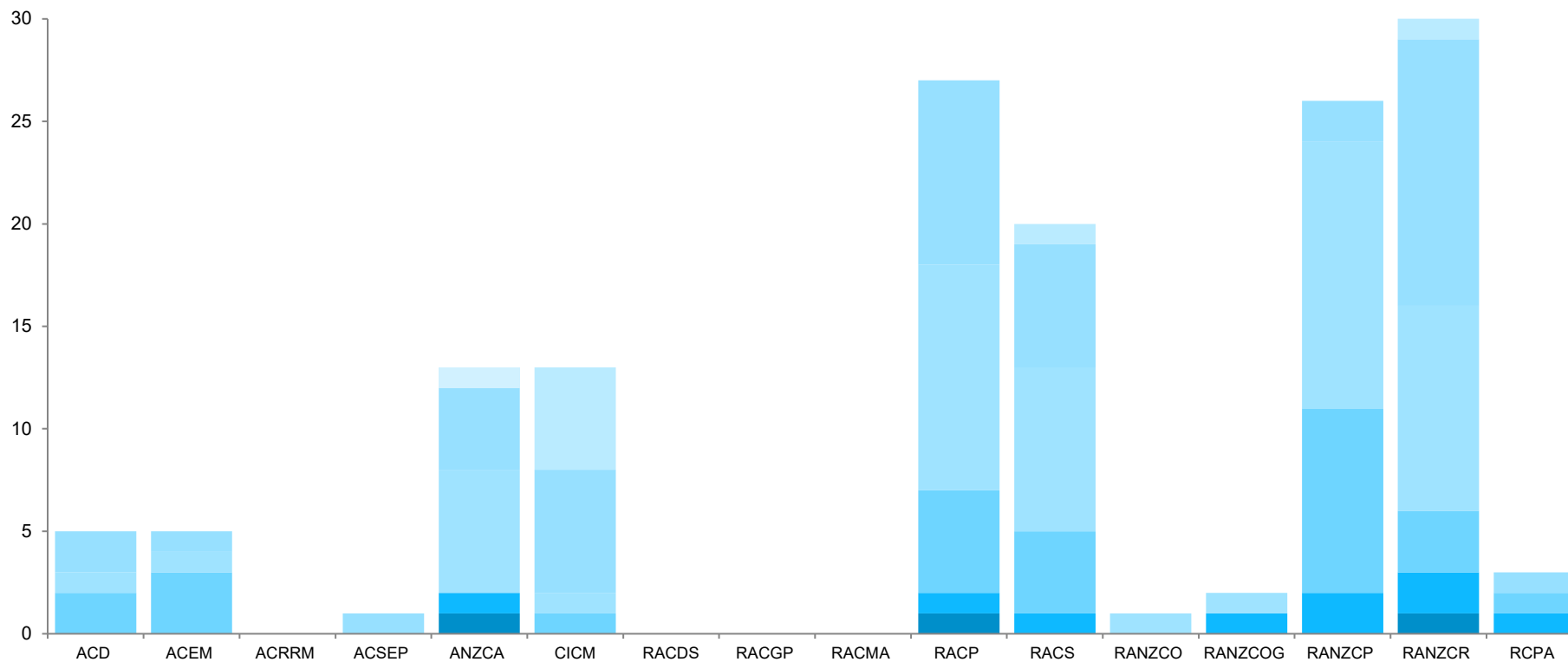
	ACD	ACEM	ACRRM	ACSEP	ANZCA	CICM	RACDS	RACGP	RACMA	RACP	RACS	RANZCO	RANZCOG	RANZCP	RANZCR	RCPA
0 – 6 months	0	0	0	0	0	0	0	0	0	0	0	0	0	0	0	0
6 – 12 months	0	0	0	0	0	1	0	0	0	0	0	0	0	0	0	0
12 – 24 months	2	0	0	1	0	8	0	0	0	0	1	0	0	1	2	0
24 – 36 months	2	1	0	0	9	2	0	0	0	12	9	1	0	5	6	1
36 – 48 months	1	2	0	0	2	0	0	0	0	10	5	0	1	10	15	1
> 48 months	0	2	0	0	2	2	0	0	0	5	5	0	1	10	11	1

4.2.3 Specialist recognition requirements: Partially comparable IMGs: Maximum timeframe for completing college requirements



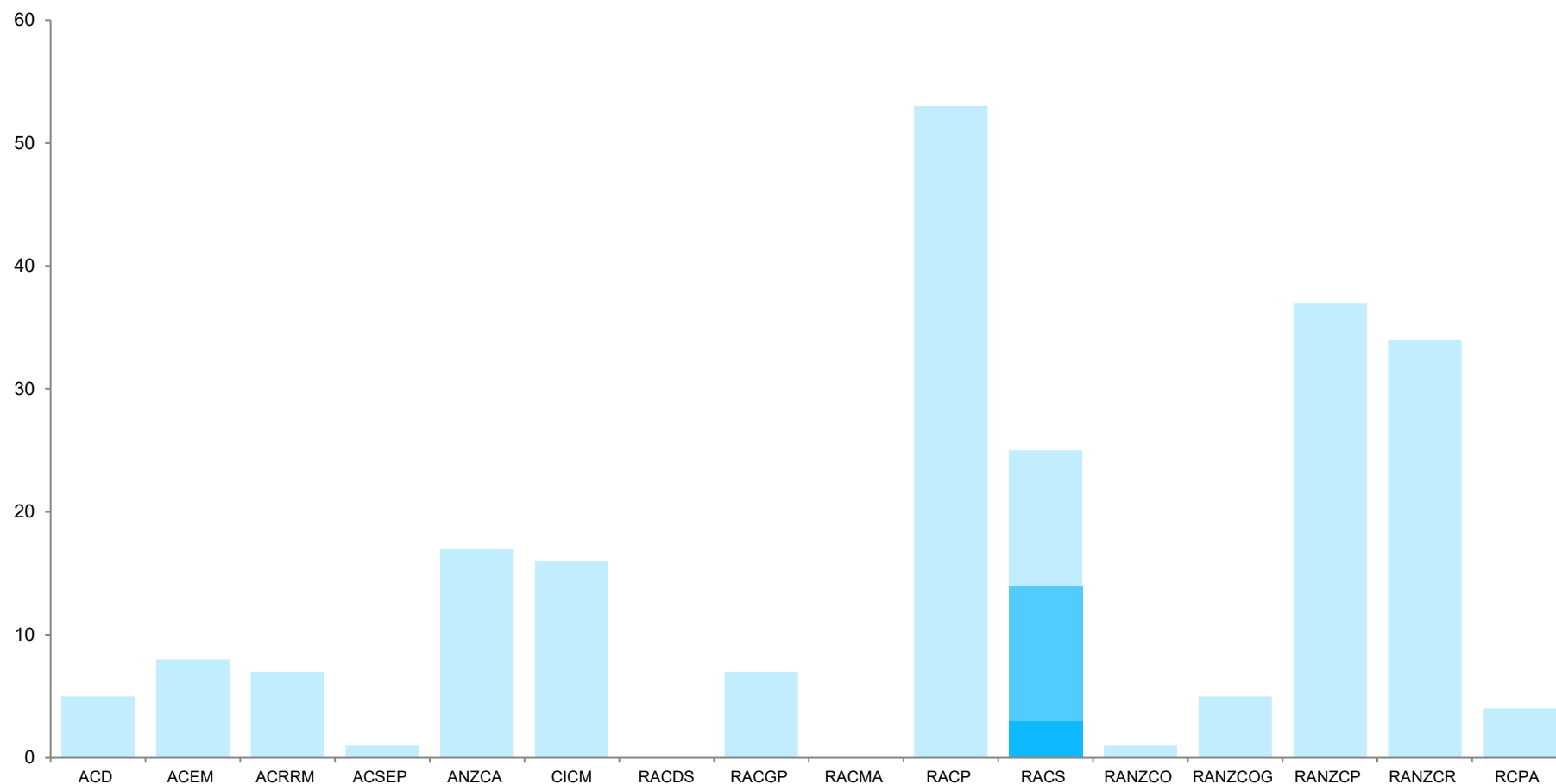
	ACD	ACEM	ACRRM	ACSEP	ANZCA	CICM	RACDS	RACGP	RACMA	RACP	RACS	RANZCO	RANZCOG	RANZCP	RANZCR	RCPA
0 – 4 years	5	5	0	1	12	13	0	0	0	27	16	1	1	19	28	3
> 4 years	0	0	0	0	1	0	0	0	0	0	4	0	1	7	6	0

4.2.4 Specialist recognition requirements: Partially comparable IMGs: Total time on specialist pathway



	ACD	ACEM	ACRRM	ACSEP	ANZCA	CICA	RACDS	RACGP	RACMA	RACP	RACS	RANZCO	RANZCOG	RANZCP	RANZCR	RCPA
< 1 year	0	0	0	0	1	0	0	0	0	0	0	0	0	0	0	0
1 – 2 years	0	0	0	0	0	5	0	0	0	0	1	0	0	0	5	0
2 – 3 years	2	1	0	1	4	6	0	0	0	9	6	0	0	2	13	1
3 – 4 years	1	1	0	0	6	1	0	0	0	11	8	1	1	13	10	0
4 – 6 years	2	3	0	0	0	1	0	0	0	5	4	0	0	9	3	1
6 – 8 years	0	0	0	0	1	0	0	0	0	1	1	0	1	2	2	1
8 years +	0	0	0	0	1	0	0	0	0	1	0	0	0	0	1	0

4.3.1 Specialist recognition requirements: Final assessment decision: Time for specialist recognition final assessment decision

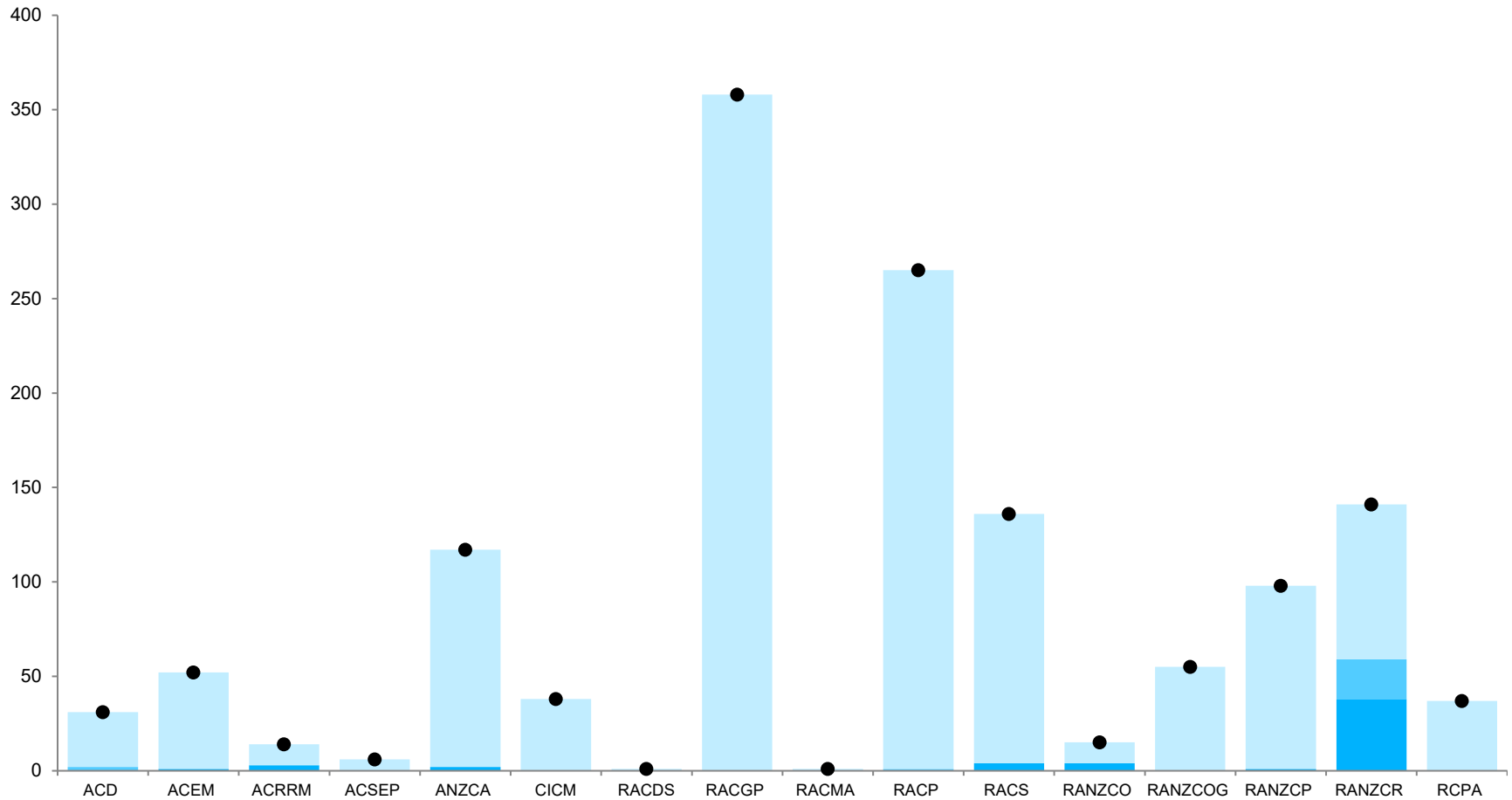


	ACD	ACEM	ACRRM	ACSEP	ANZCA	CICM	RACDS	RACGP	RACMA	RACP	RACS	RANZCO	RANZCOG	RANZCP	RANZCR	RCPA
0 – 2 months	5	8	7	1	17	16	0	7	0	53	11	1	5	37	34	4
> 2 – 6 months	0	0	0	0	0	0	0	0	0	0	11	0	0	0	0	0
> 6 – 9 months	0	0	0	0	0	0	0	0	0	0	3	0	0	0	0	0
> 9 months	0	0	0	0	0	0	0	0	0	0	0	0	0	0	0	0

PART C: STANDARDS

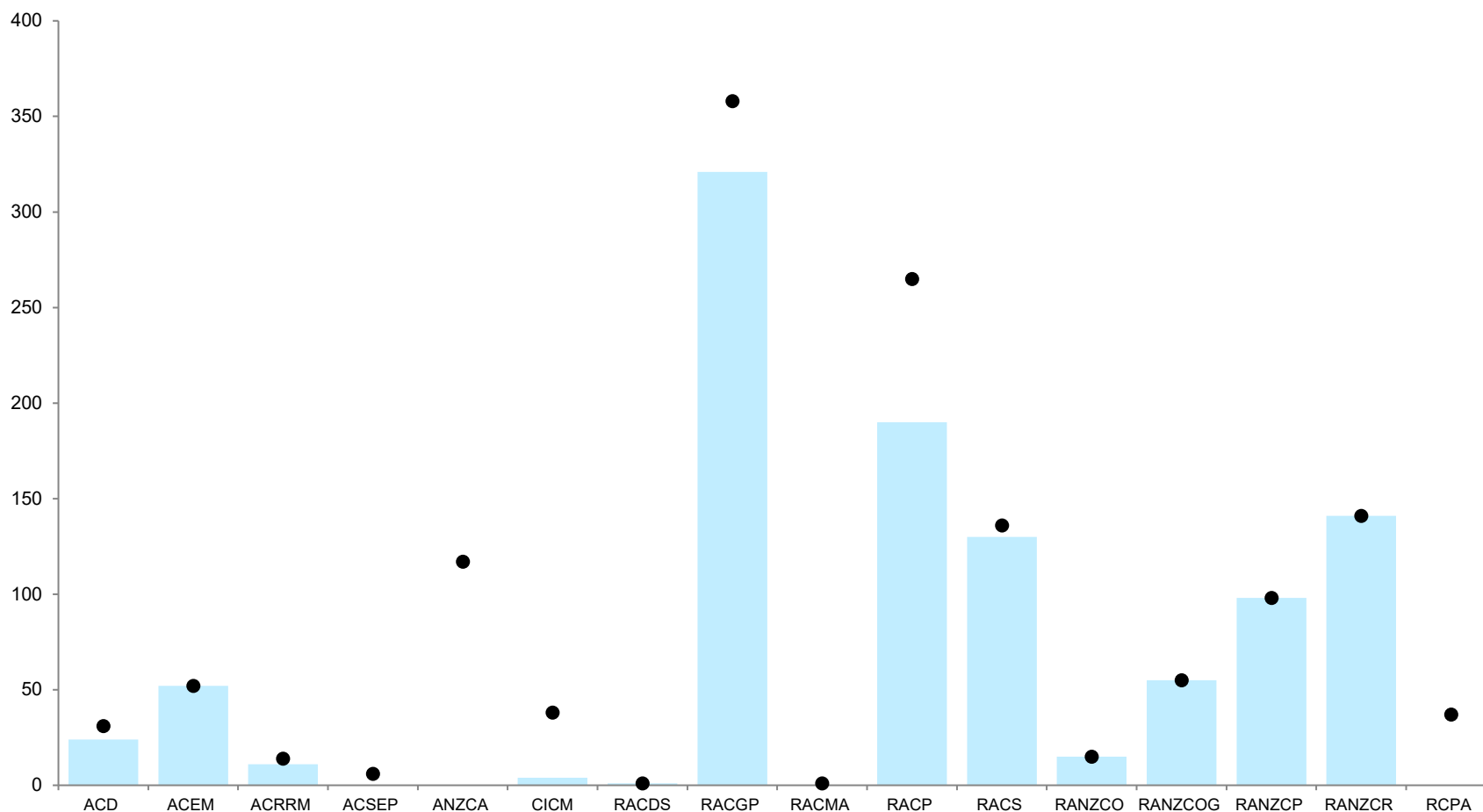
Report on IMGs assessed against the *Standards: Specialist medical college assessment of specialist international medical graduates*

1.1 Applications: Number of applications received



	ACD	ACEM	ACRRM	ACSEP	ANZCA	CICM	RACDS	RACGP	RACMA	RACP	RACS	RANZCO	RANZCOG	RANZCP	RANZCR	RCPA
Specialist recognition	29	51	11	6	115	38	1	358	1	264	132	11	55	97	82	37
Area of need	2	0	0	0	0	0	0	0	0	1	0	0	0	0	21	0
Specialist recognition and area of need	0	1	3	0	2	0	0	0	0	0	4	4	0	1	38	0
● Total number of applications	31	52	14	6	117	38	1	358	1	265	136	15	55	98	141	37

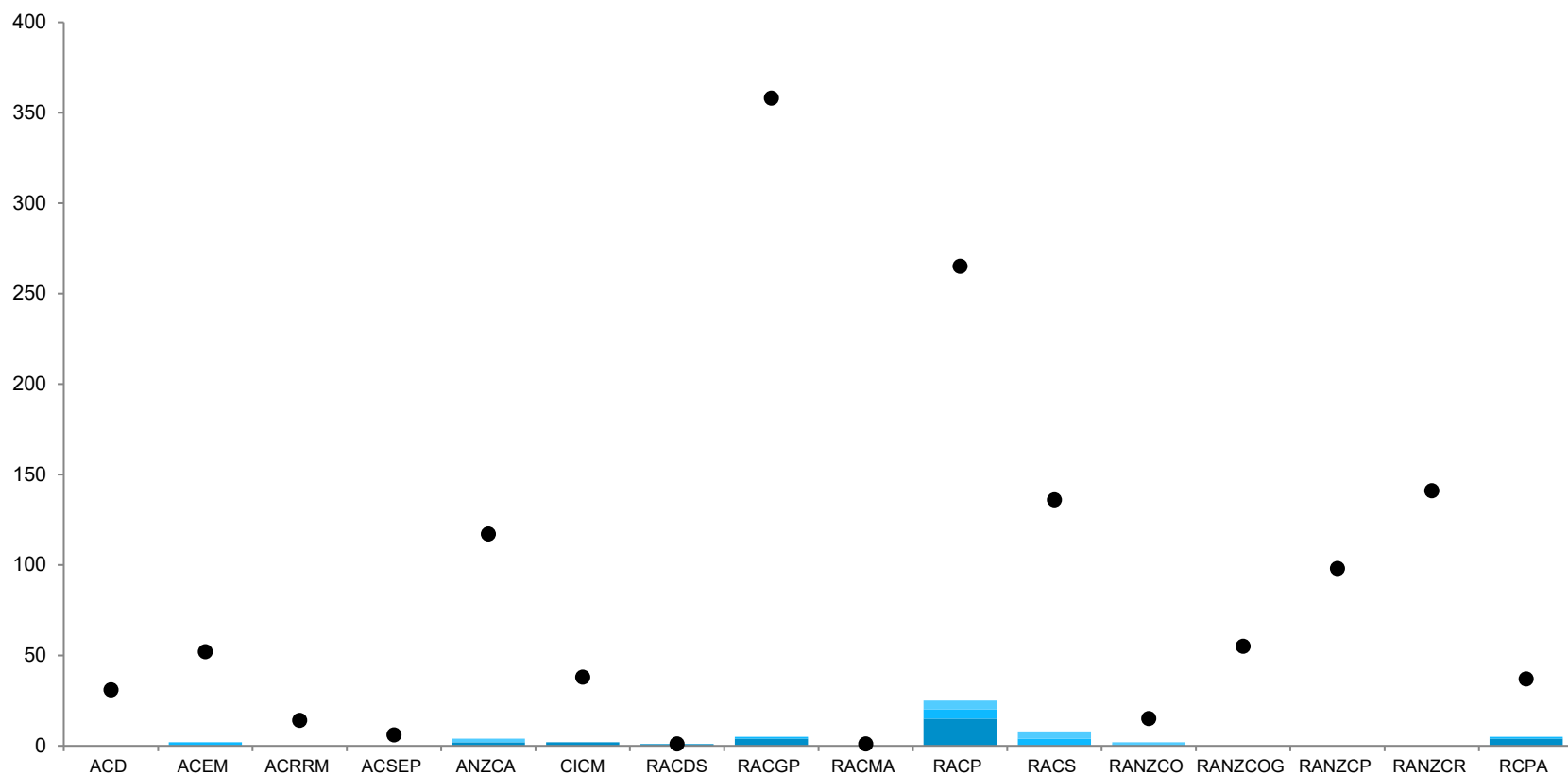
1.2 Applications: Number of applications incomplete on first submission



Incomplete on first submission	24	52	11	0	0	4	1	321	0	190	130	15	55	98	141	0
• Total number of applications	31	52	14	6	117	38	1	358	1	265	136	15	55	98	141	37

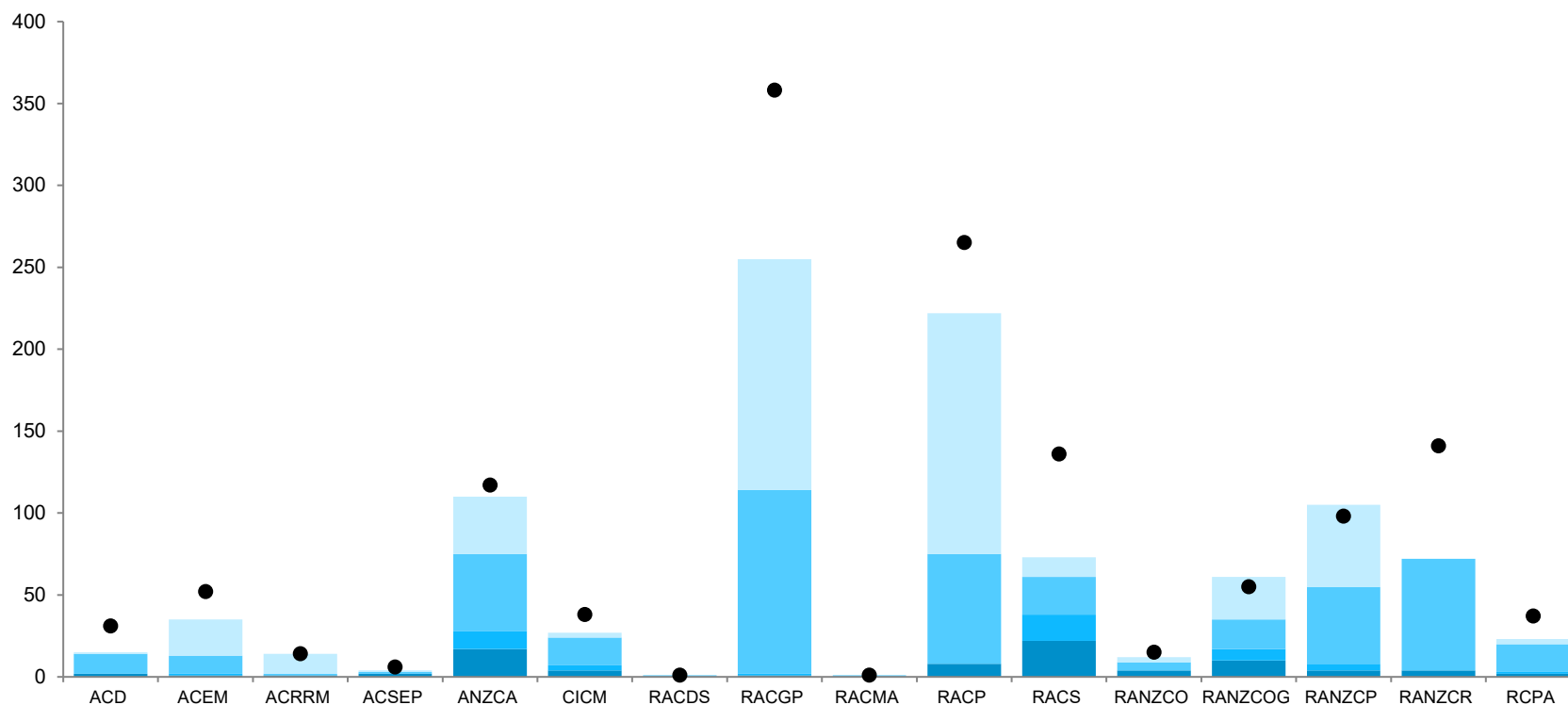
Note: Some colleges require documentation from a third party for applications to be complete (for example, college sourced referee reports).

1.3 Applications: Number of applications withdrawn by IMGs



Withdrawn before interim assessment – not voluntary	0	0	0	0	2	0	0	0	0	5	4	1	0	0	0	0
Withdrawn before interim assessment – voluntary	0	2	0	0	0	0	0	1	0	5	4	1	0	0	0	1
Withdrawn between interim and final assessment – voluntary	0	0	0	0	2	2	1	4	0	15	0	0	0	0	0	4
• Total number of applications	31	52	14	6	117	38	1	358	1	265	136	15	55	98	141	37

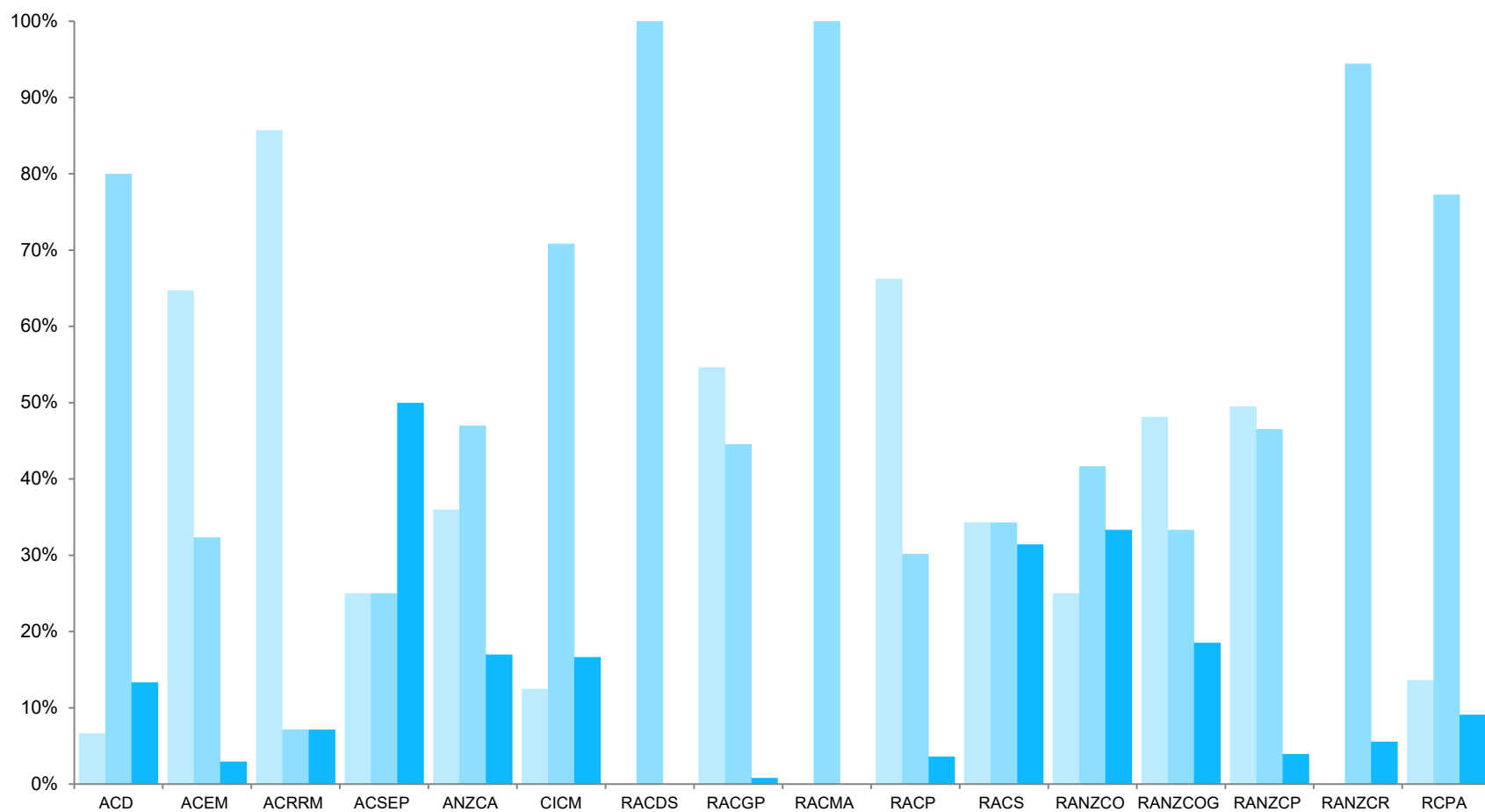
2.1 Specialist recognition outcomes: Outcome of interim assessment (as numbers)



Substantially comparable	1	22	12	1	35	3	0	141	0	147	12	3	26	50	0	3
Partially comparable	12	11	1	1	47	17	1	112	1	67	23	5	18	47	68	17
Not comparable (initial paper-based review)	0	1	0	0	11	3	0	1	0	0	16	0	7	4	0	1
Not comparable (includes paper-based NC)	2	1	1	2	17	4	0	1	0	8	22	4	10	4	4	2
• Total number of applications	31	52	14	6	117	38	1	358	1	265	136	15	55	98	141	37

Note: Some colleges allow IMGs who were not comparable after a paper-based assessment to opt for interview. Outcomes of assessment may not total 'Total number of applications received' as some assessments were still in progress.

2.1 Specialist recognition outcomes: Outcome of interim assessment (as %)



	ACD	ACEM	ACRRM	ACSEP	ANZCA	CICM	RACDS	RACGP	RACMA	RACP	RACS	RANZCO	RANZCOG	RANZCP	RANZCR	RCPA
Substantially comparable (%)	7	65	86	25	36	12	0	55	0	66	34	25	48	49	0	14
Partially comparable (%)	80	32	7	25	47	71	100	45	100	30	34	42	33	47	94	77
Not comparable (%)	13	3	7	50	17	17	0	<1	0	4	32	33	19	4	6	9

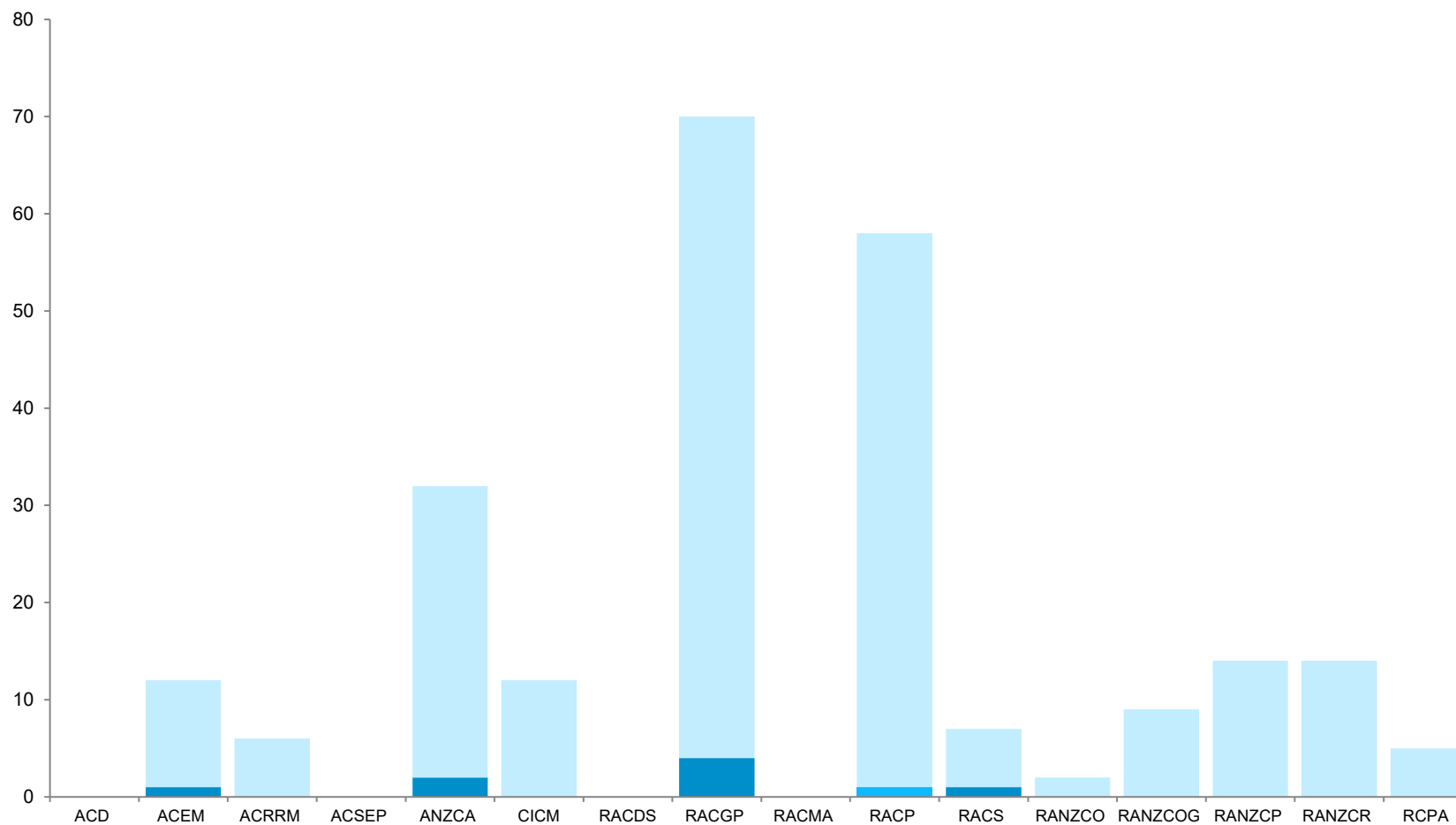
2.1.1 Specialist recognition outcomes: Outcome of interim assessment: By country of highest specialist qualification – all colleges

Country	Not comparable	Partially comparable	Substantially comparable
Argentina	1	3	2
Austria	1	1	1
Bangladesh	1		
Belgium	1	3	3
Brazil	1	5	3
Brunei			1
Canada		5	9
Chile		1	
China	1	3	1
Croatia			1
Egypt	2	10	4
Fiji		2	
Germany		1	6
Hong Kong		4	7
India	22	79	20
Iran	8	18	5
Iraq	1		
Ireland		7	11

Country	Not comparable	Partially comparable	Substantially comparable
Israel		1	1
Italy			1
Japan	1		
Jordan		1	
Kenya		2	1
Lebanon	1	1	
Lithuania			1
Malaysia		9	10
Mexico			
Nepal	1		
Netherlands	1	3	
New Zealand			15
Nigeria	1	7	4
Oman	1		
Pakistan	1	9	1
Philippines	1	9	
Poland		2	
Portugal		1	

Country	Not comparable	Partially comparable	Substantially comparable
Qatar			1
Russia	2		
Saudi Arabia	1	4	
Singapore		4	
South Africa	3	23	17
Spain	1	8	
Sri Lanka	1	44	18
Sweden	1	1	
Switzerland	2	3	1
Syria	3	3	1
Tanzania	1		
Thailand	2		
Turkey	2		1
Uganda	1		
Ukraine	1		
United Arab Emirates		1	3
United Kingdom	7	115	185
United States of America	1	14	6

2.2 Specialist recognition outcomes: Outcome of final assessment



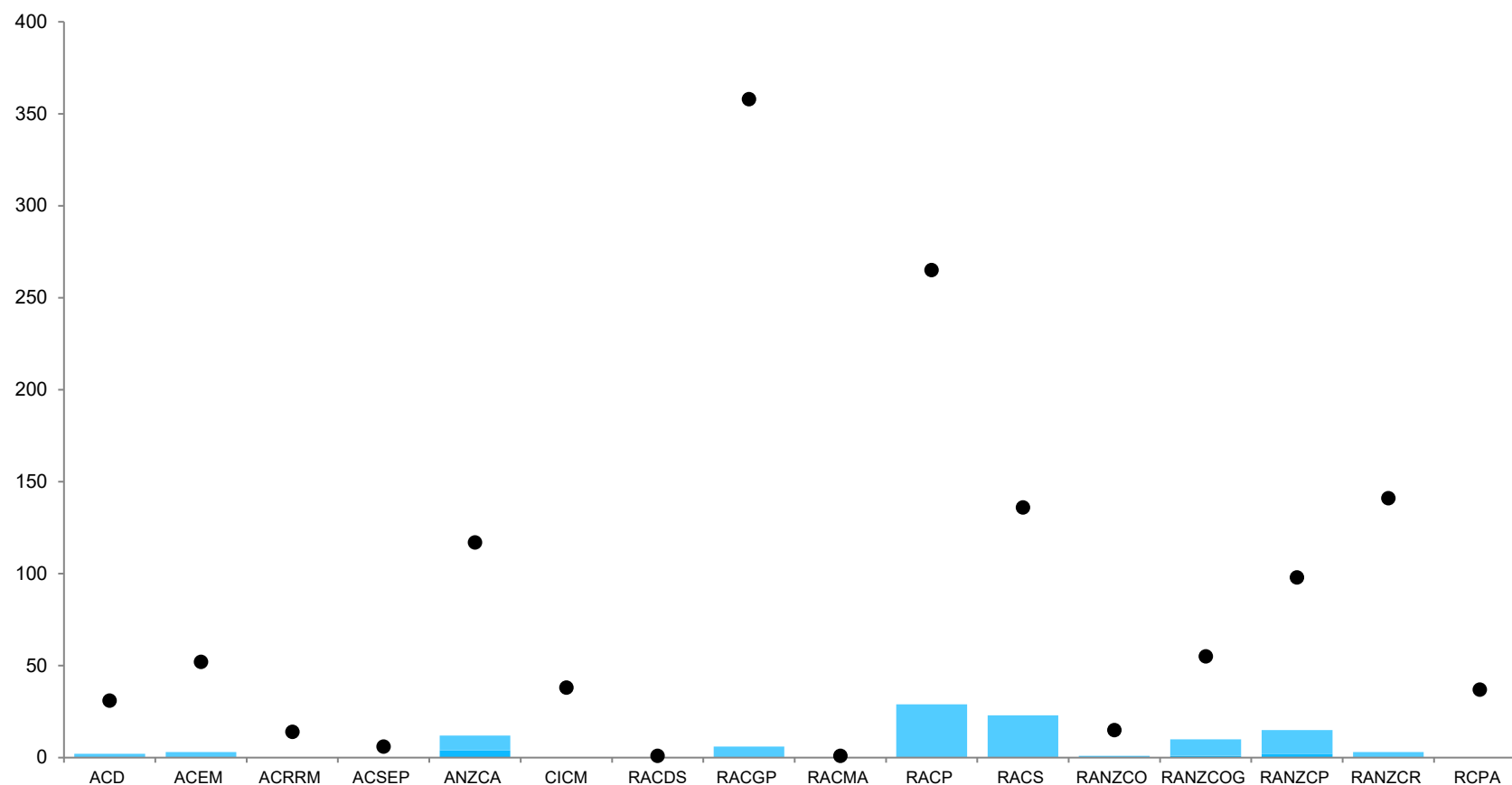
	ACD	ACEM	ACRRM	ACSEP	ANZCA	CICM	RACDS	RACGP	RACMA	RACP	RACS	RANZCO	RANZCOG	RANZCP	RANZCR	RCPA
Recommended for specialist recognition (full scope)	0	11	6	0	30	12	0	66	0	57	6	2	9	14	14	5
Recommended for specialist recognition (limited scope)	0	0	0	0	0	0	0	0	0	1	0	0	0	0	0	0
Not recommended for specialist recognition	0	1	0	0	2	0	0	4	0	0	1	0	0	0	0	0

2.2.1 Specialist recognition outcomes: Outcome of final assessment: By country of highest specialist qualification – all colleges

Country	Partially comparable		Substantially comparable	
	Recommended	Not recommended	Recommended	Not recommended
Canada	4		9	
China			1	
Colombia			1	
Egypt			2	
Germany			1	
Hong Kong			4	1
India	7		12	
Iran			1	
Ireland	5		14	
Israel			1	
Italy		1	1	
Japan	1			
Lebanon	1			

Country	Partially comparable		Substantially comparable	
	Recommended	Not recommended	Recommended	Not recommended
Lithuania			2	
Malaysia	1		2	
Netherlands			1	
New Zealand			8	
Portugal	1			
Singapore	2		1	
South Africa	6		6	
Sri Lanka	1		14	
Sweden	1		1	
Switzerland	1			
United Kingdom	15	1	99	5
United States of America	3		3	

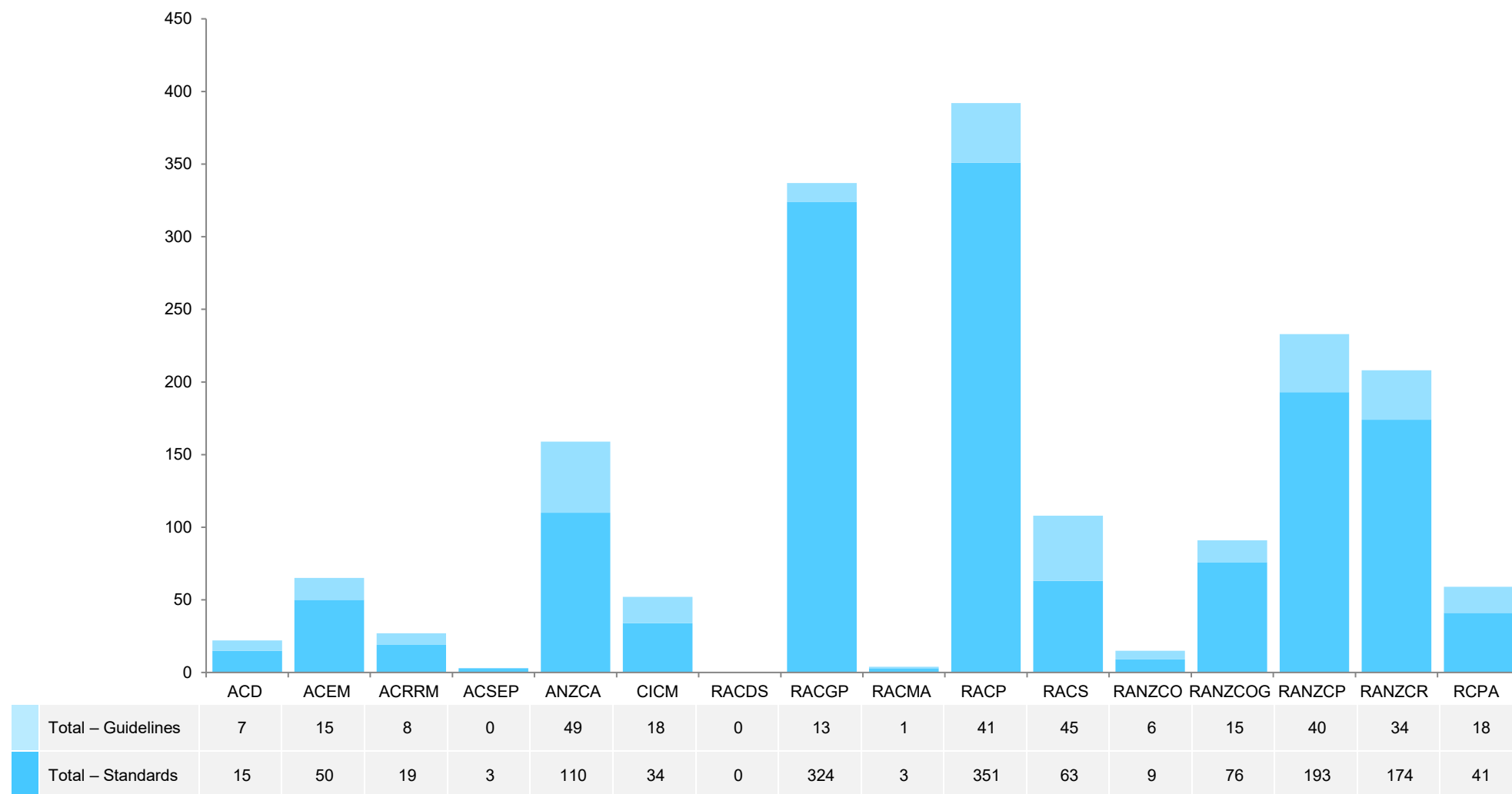
2.4 Specialist recognition outcomes: Number of reviews/reconsiderations and appeals of college decision requested by IMGs



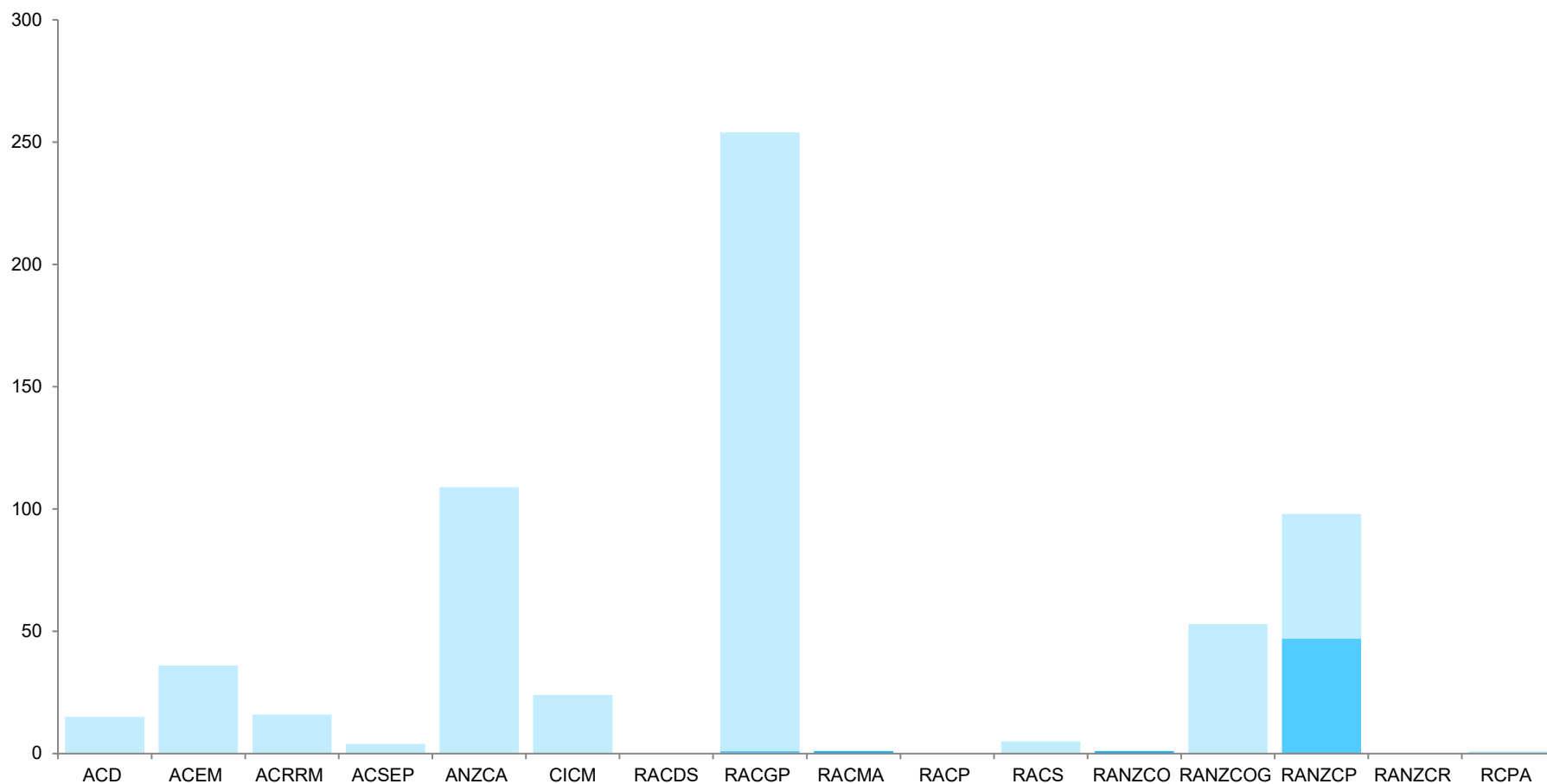
Total reviews / reconsiderations	2	3	0	0	8	0	0	6	0	29	23	1	9	13	3	0
Total appeals	0	0	0	0	4	0	0	0	0	0	0	0	1	2	0	0
Total number of applications	31	52	14	6	117	38	1	358	1	265	136	15	55	98	141	37

Note: Colleges have different appeals process and classification of 'reviews/reconsideration and appeals' vary.

2.5 Specialist recognition outcomes: Total number of IMGs on specialist pathway: Good practice guidelines and Standards



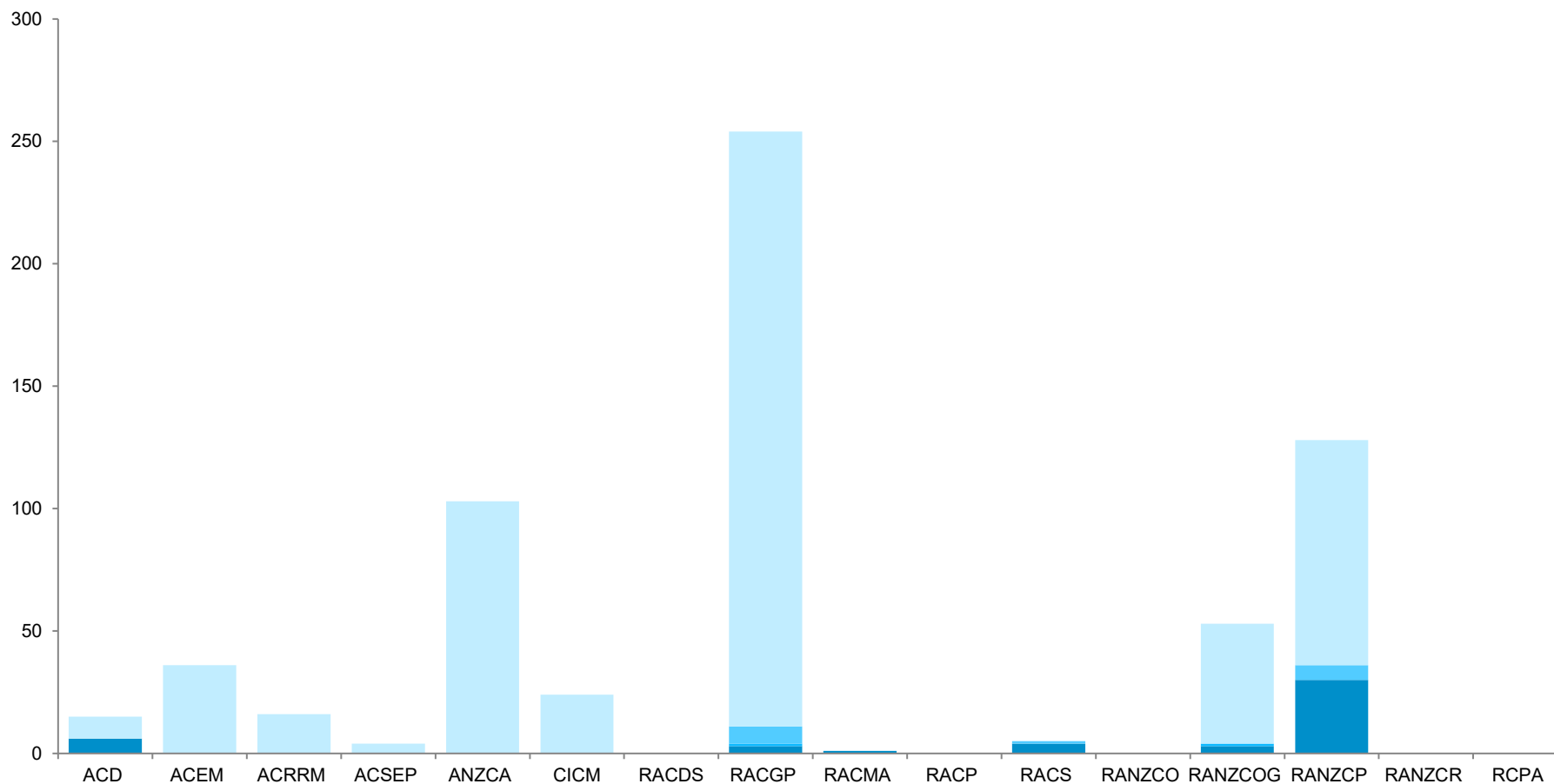
3.1.1 Specialist recognition timeframes: Interim assessment – Summary of Preliminary Review (SPR) before interview: Time for SPR to applicant



	ACD	ACEM	ACRRM	ACSEP	ANZCA	CICM	RACDS	RACGP	RACMA	RACP	RACS	RANZCO	RANZCOG	RANZCP	RANZCR	RCPA
0 – 21 days	15	36	16	4	109	24	0	253	0	0	5	0	53	51	0	1
22 – 42 days	0	0	0	0	0	0	0	1	0	0	0	0	0	47	0	0
> 43 days	0	0	0	0	0	0	0	0	1	0	0	1	0	0	0	0

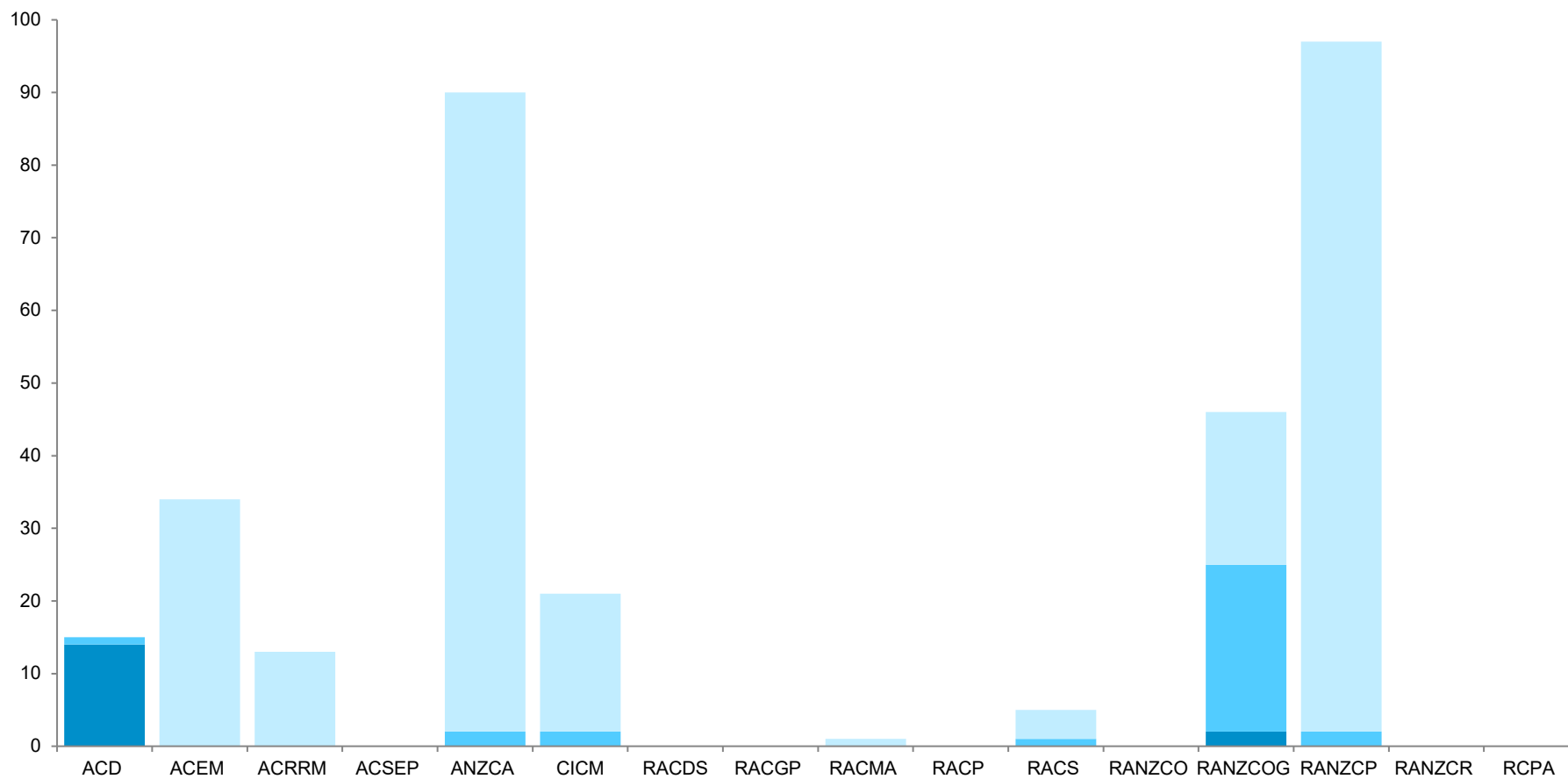
Note: RACS implemented the SPR part way through 2023. RANZCO, RANZCOG and RCPA use a SPR before or after the interview.

3.1.2 Specialist recognition timeframes: Interim assessment – Summary of Preliminary Review (SPR) before interview: Time for applicant response



	ACD	ACEM	ACRRM	ACSEP	ANZCA	CICM	RACDS	RACGP	RACMA	RACP	RACS	RANZCO	RANZCOG	RANZCP	RANZCR	RCPA
0 – 21 days	9	36	16	4	103	24	0	243	0	0	0	0	49	92	0	0
22 – 42 days	0	0	0	0	0	0	0	7	0	0	1	0	0	6	0	0
> 43 days	0	0	0	0	0	0	0	1	0	0	0	0	1	0	0	0
No response	6	0	0	0	0	0	0	3	1	0	4	0	3	30	0	0

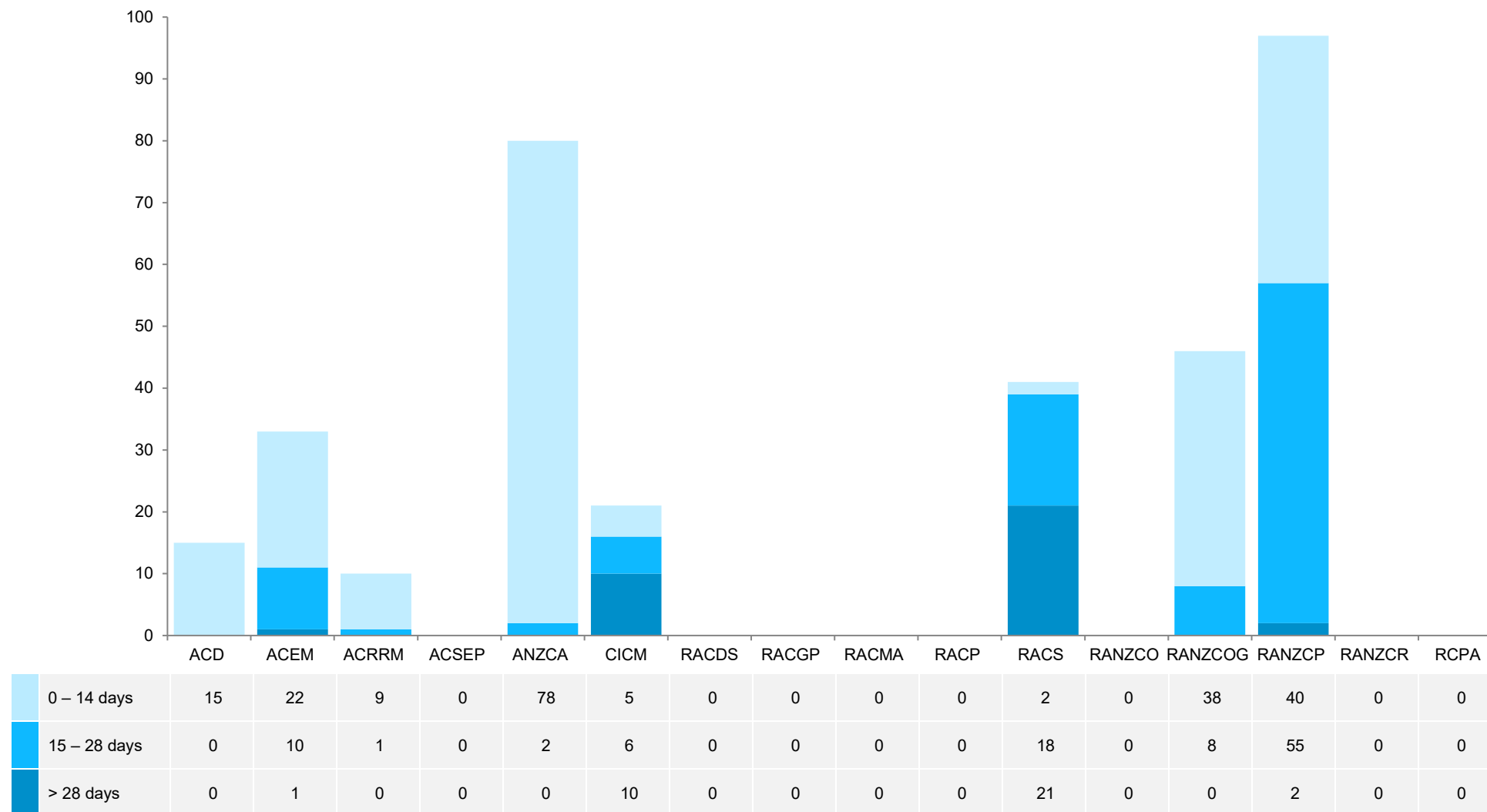
3.1.3 Specialist recognition timeframes: Interim assessment – Summary of Preliminary Review (SPR) before interview: Time to first available interview



	ACD	ACEM	ACRRM	ACSEP	ANZCA	CICA	RACDS	RACGP	RACMA	RACP	RACS	RANZCO	RANZCOG	RANZCP	RANZCR	RCPA
0 – 4 months	0	34	13	0	88	19	0	0	1	0	4	0	21	95	0	0
4 – 6 months	1	0	0	0	2	2	0	0	0	0	1	0	23	2	0	0
> 6 months	14	0	0	0	0	0	0	0	0	0	0	0	2	0	0	0

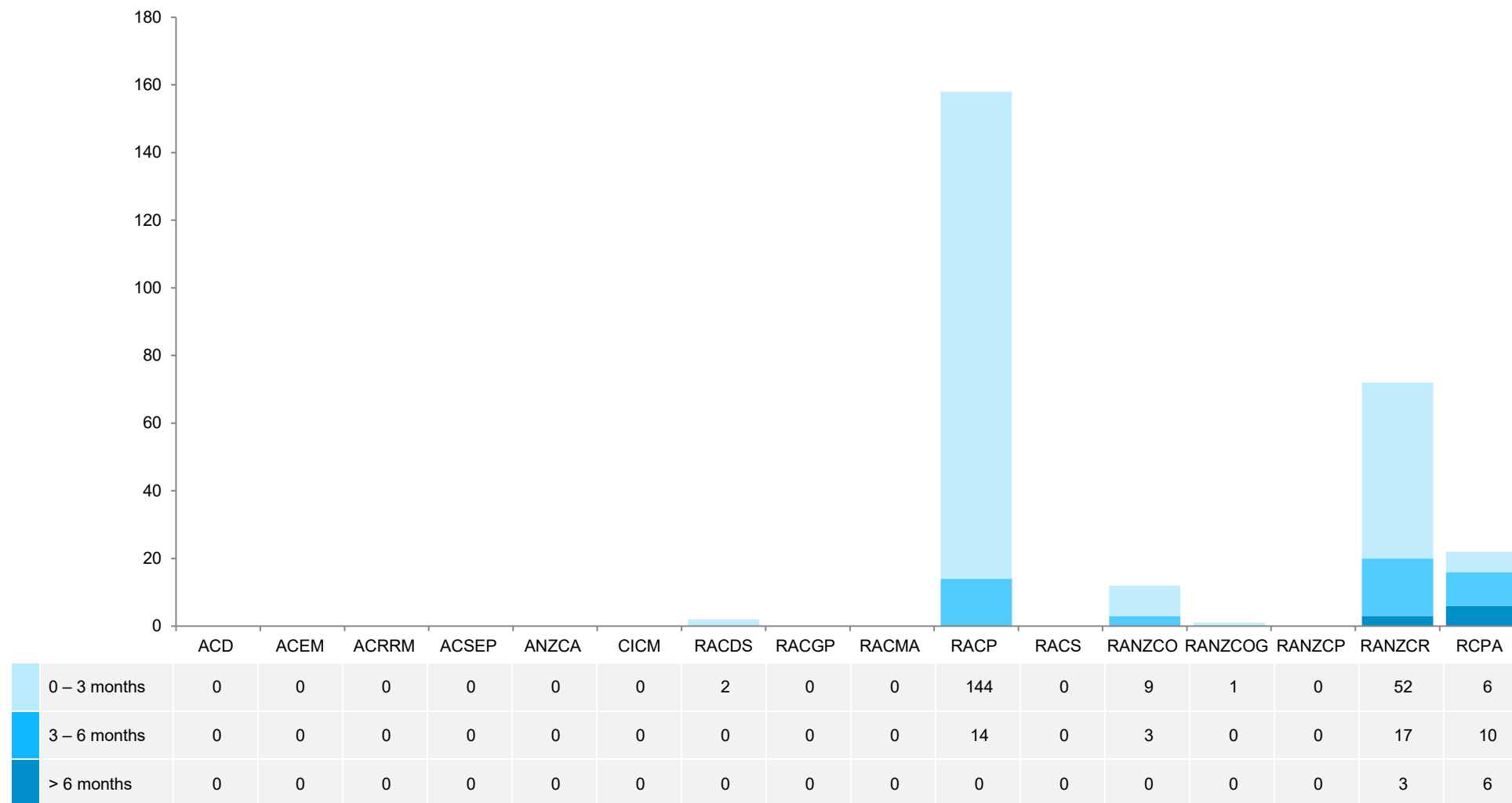
Note: RACGP do not interview to assess comparability.

3.1.4 Specialist recognition timeframes: Interim assessment – Summary of Preliminary Review (SPR) before interview: Time from interview to decision



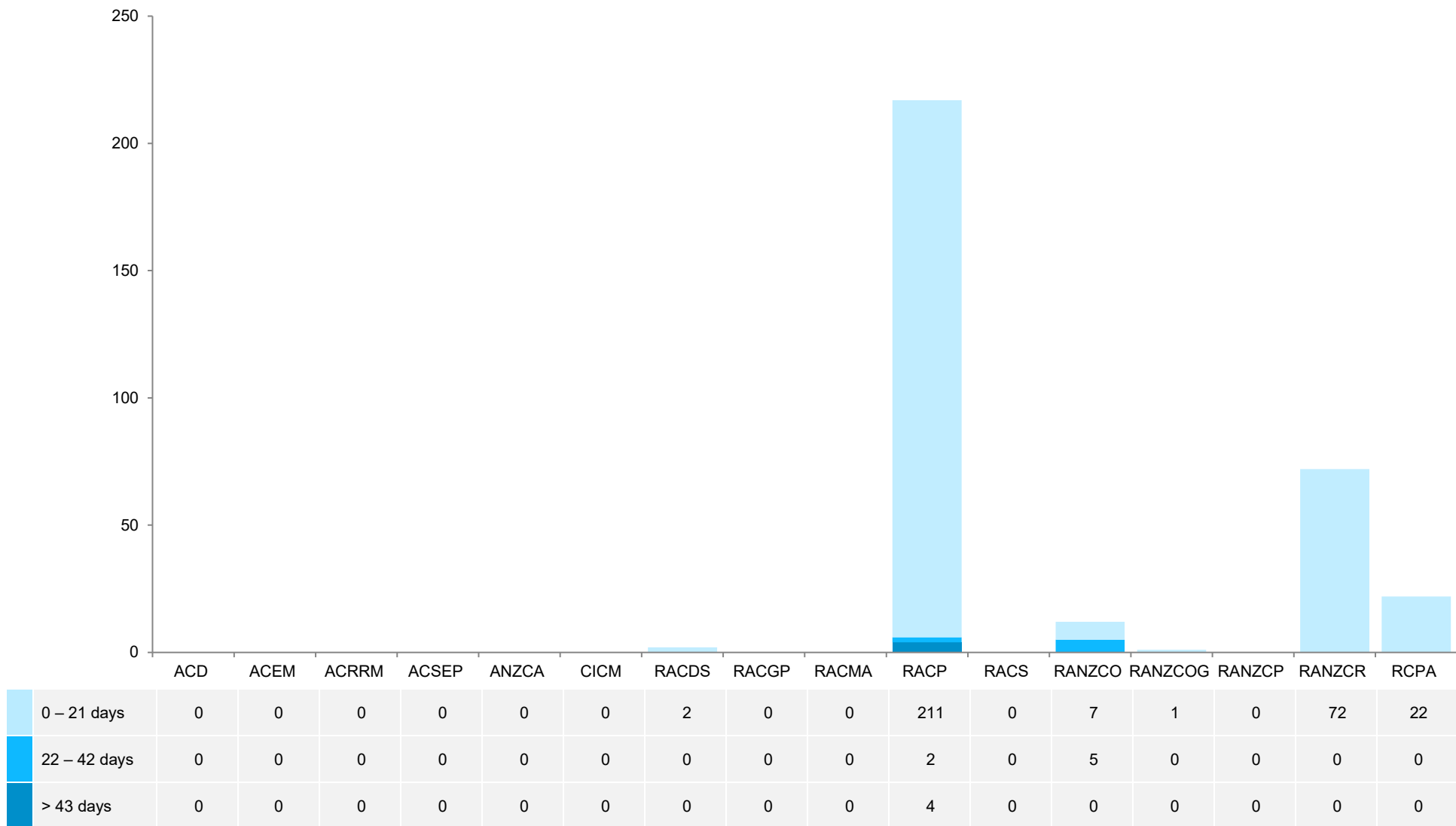
Note: RACGP do not interview to assess comparability.

3.2.1 Specialist recognition timeframes: Interim assessment – Summary of Preliminary Review (SPR) after interview: Time to first available interview

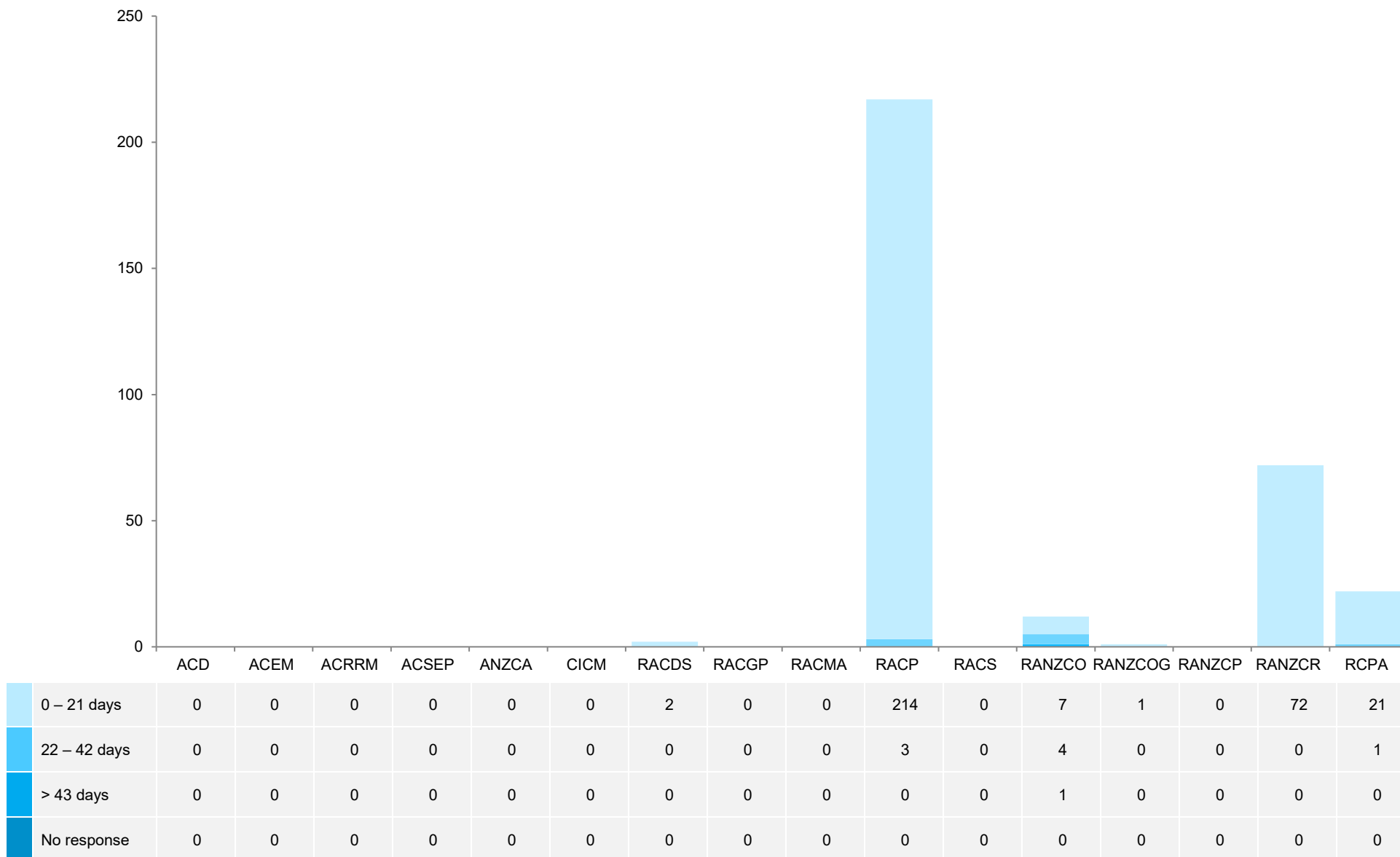


Note: RACS implemented the SPR part way through 2023. RANZCO, RANZCOG and RCPA use a SPR before or after the interview.

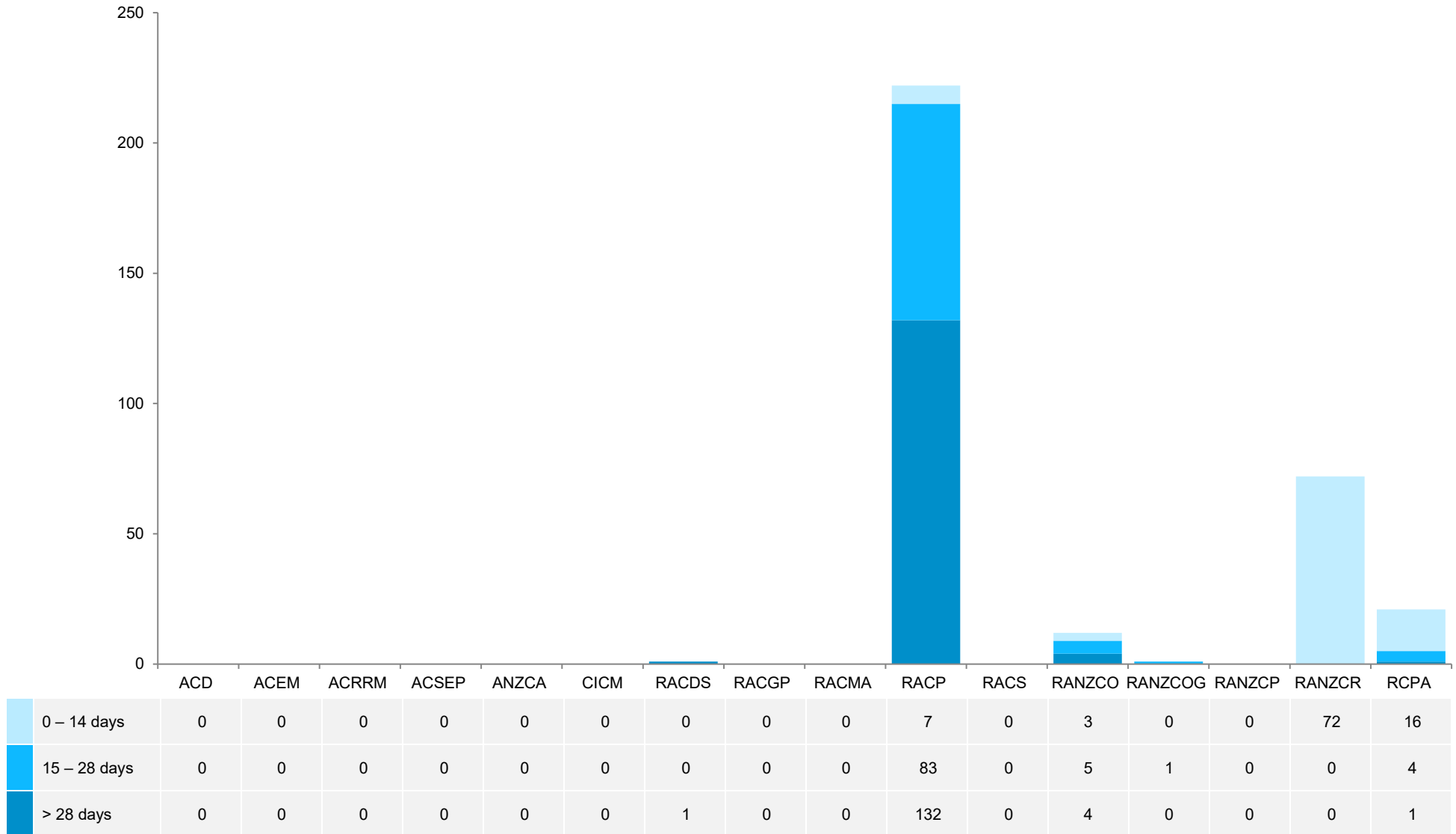
3.2.2 Specialist recognition timeframes: Interim assessment – Summary of Preliminary Review (SPR) after interview: Time for SPR to applicant



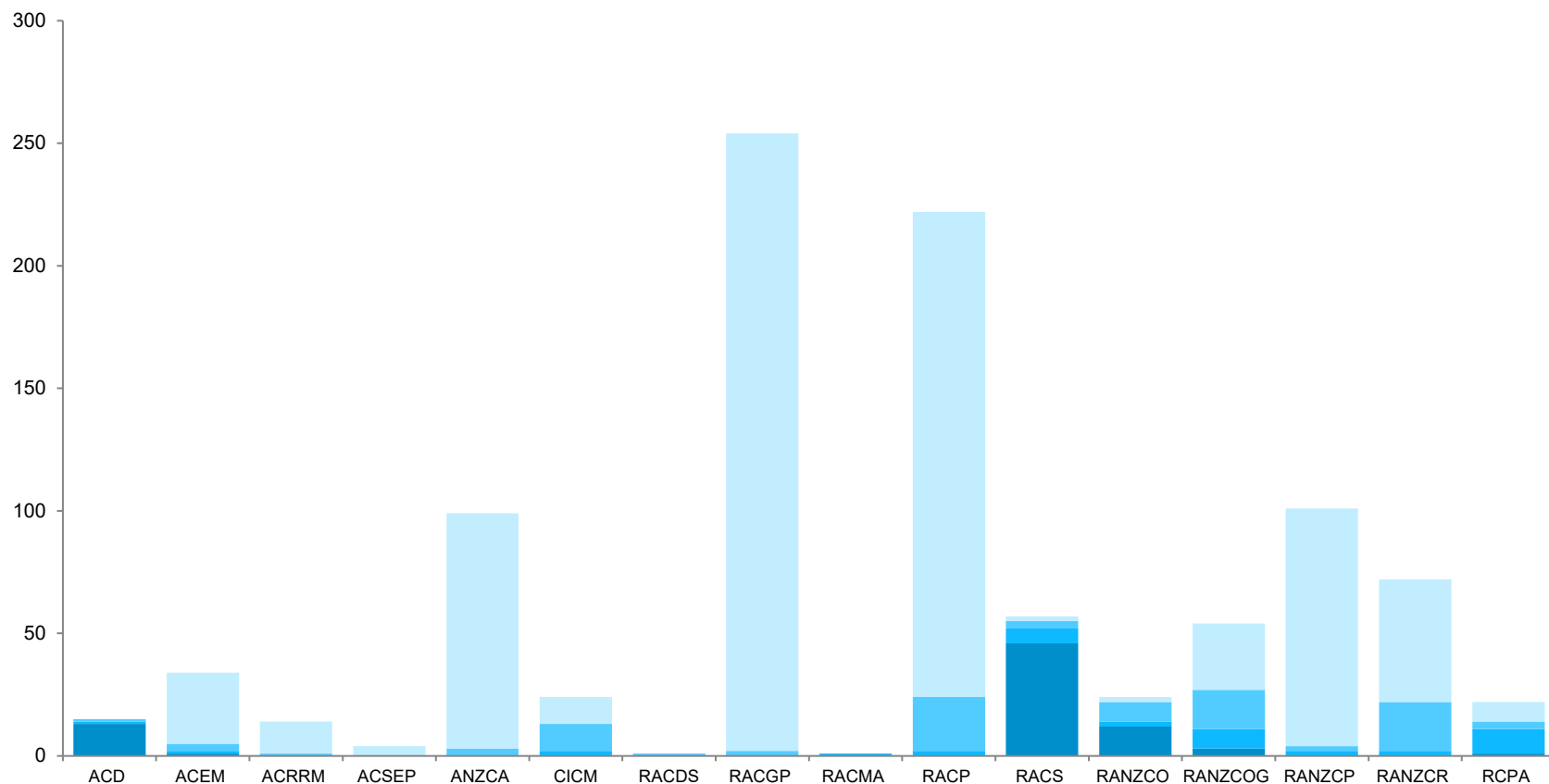
3.2.3 Specialist recognition timeframes: Interim assessment – Summary of Preliminary Review (SPR) after interview: Time for applicant response



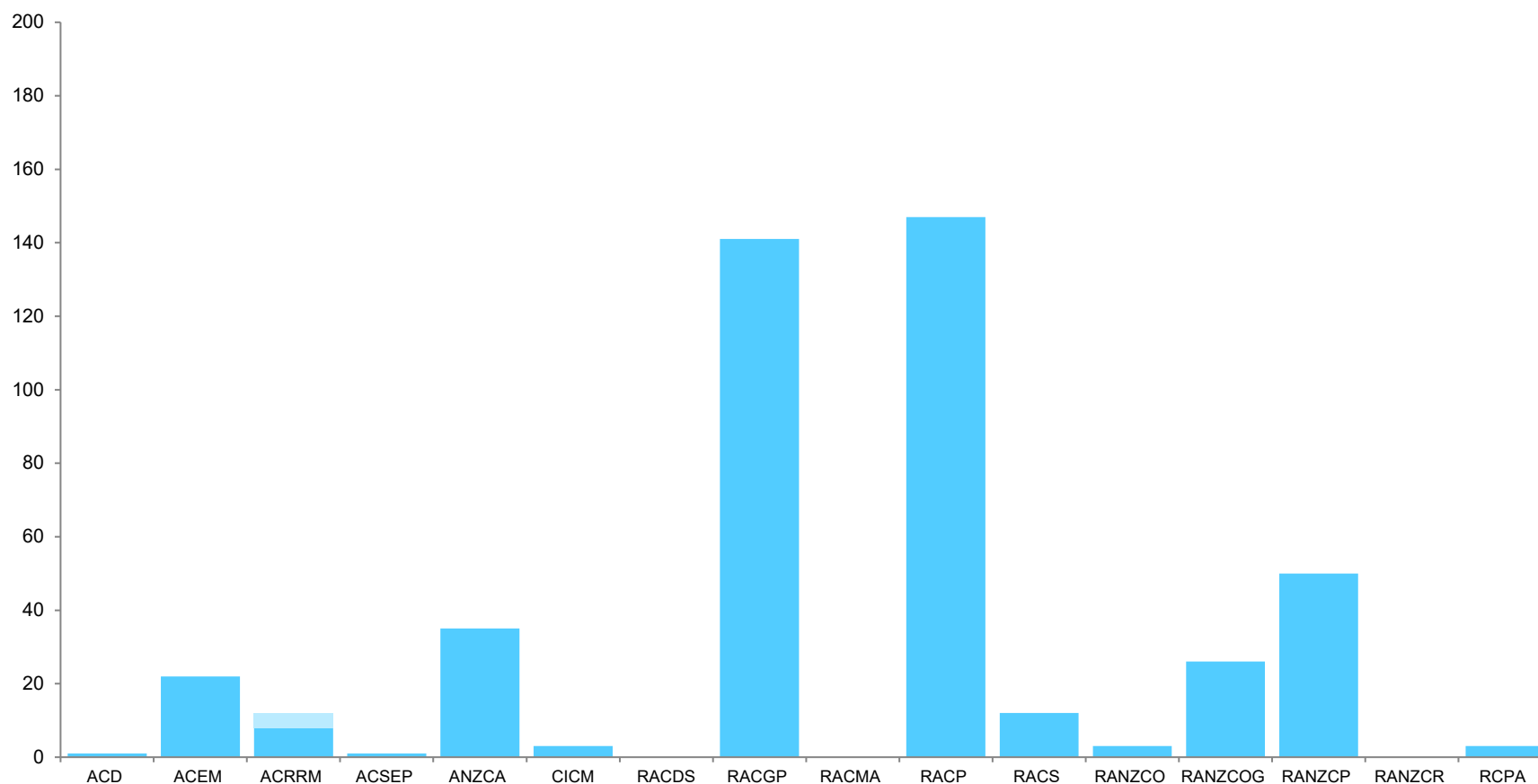
3.2.4 Specialist recognition timeframes: Interim assessment – Summary of Preliminary Review (SPR) after interview: Time from applicant response to decision



3.3 Specialist recognition timeframes: Total time for interim assessment

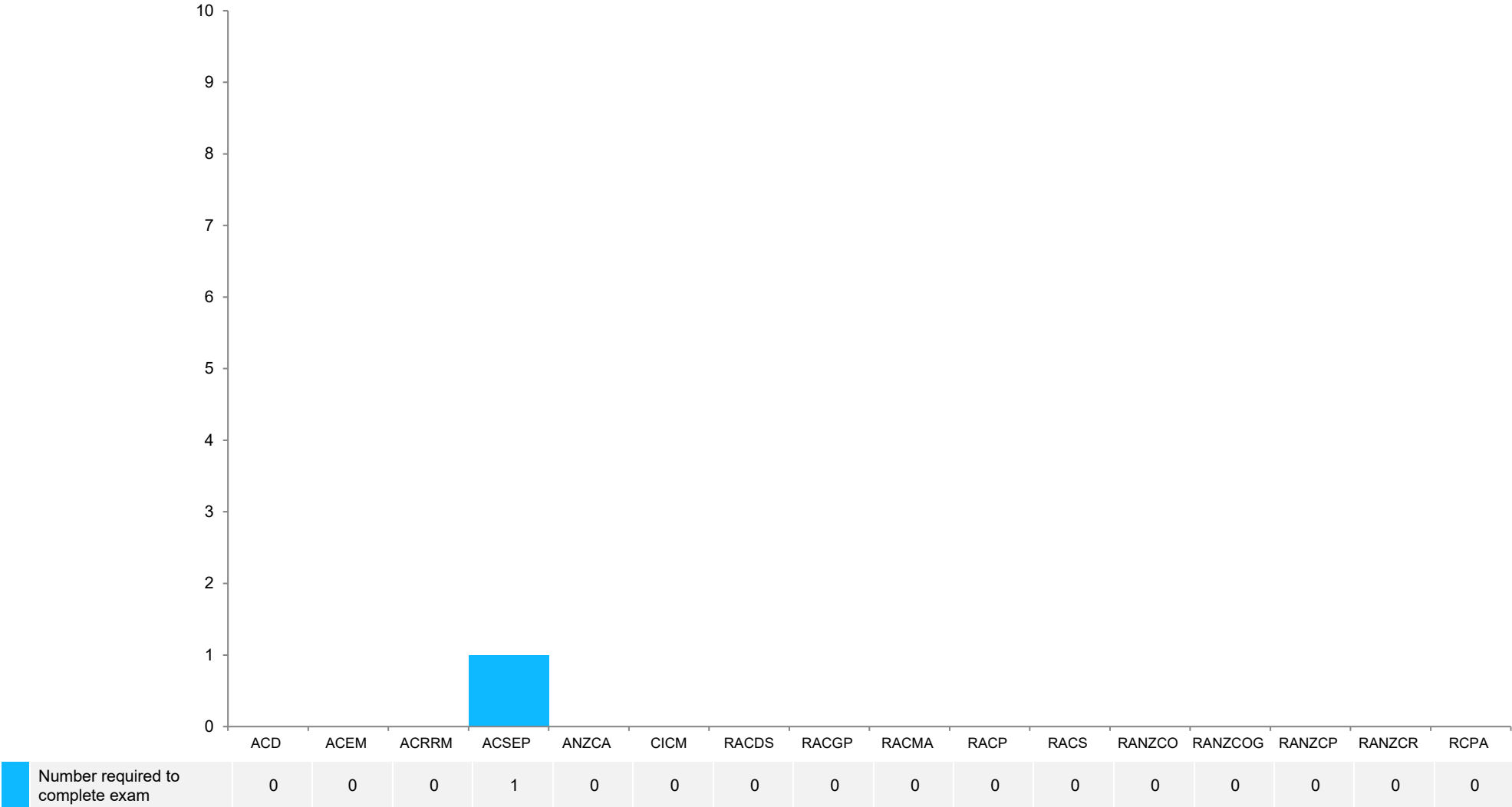


4.1.1 Specialist recognition requirements: Substantially comparable IMGs: Period of supervised practice required by college

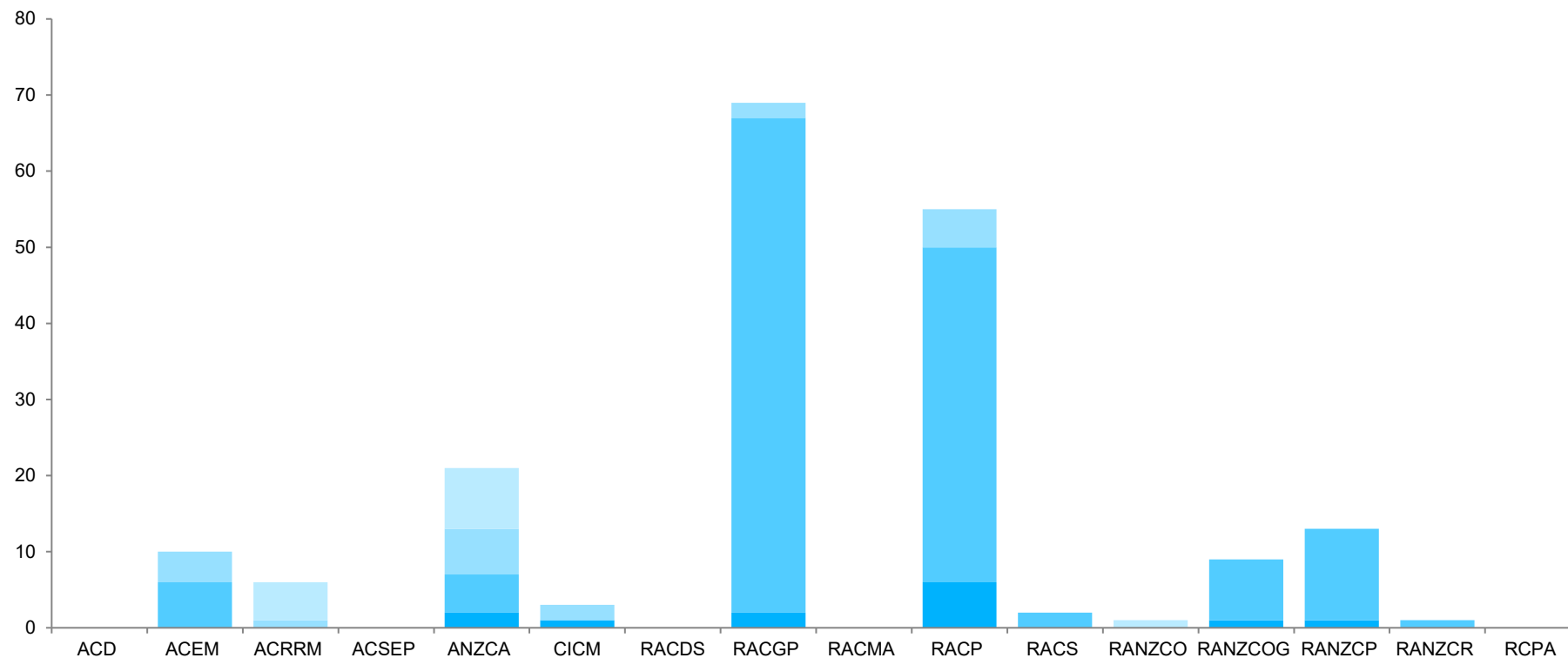


	ACD	ACEM	ACRRM	ACSEP	ANZCA	CICM	RACDS	RACGP	RACMA	RACP	RACS	RANZCO	RANZCOG	RANZCP	RANZCR	RCPA
No supervised practice required	0	0	4	0	0	0	0	0	0	0	0	0	0	0	0	0
< 3 months	0	0	0	0	0	0	0	0	0	0	0	0	0	0	0	0
3 – 12 months	1	22	8	1	35	3	0	141	0	147	12	3	26	50	0	3
> 12 months	0	0	0	0	0	0	0	0	0	0	0	0	0	0	0	0

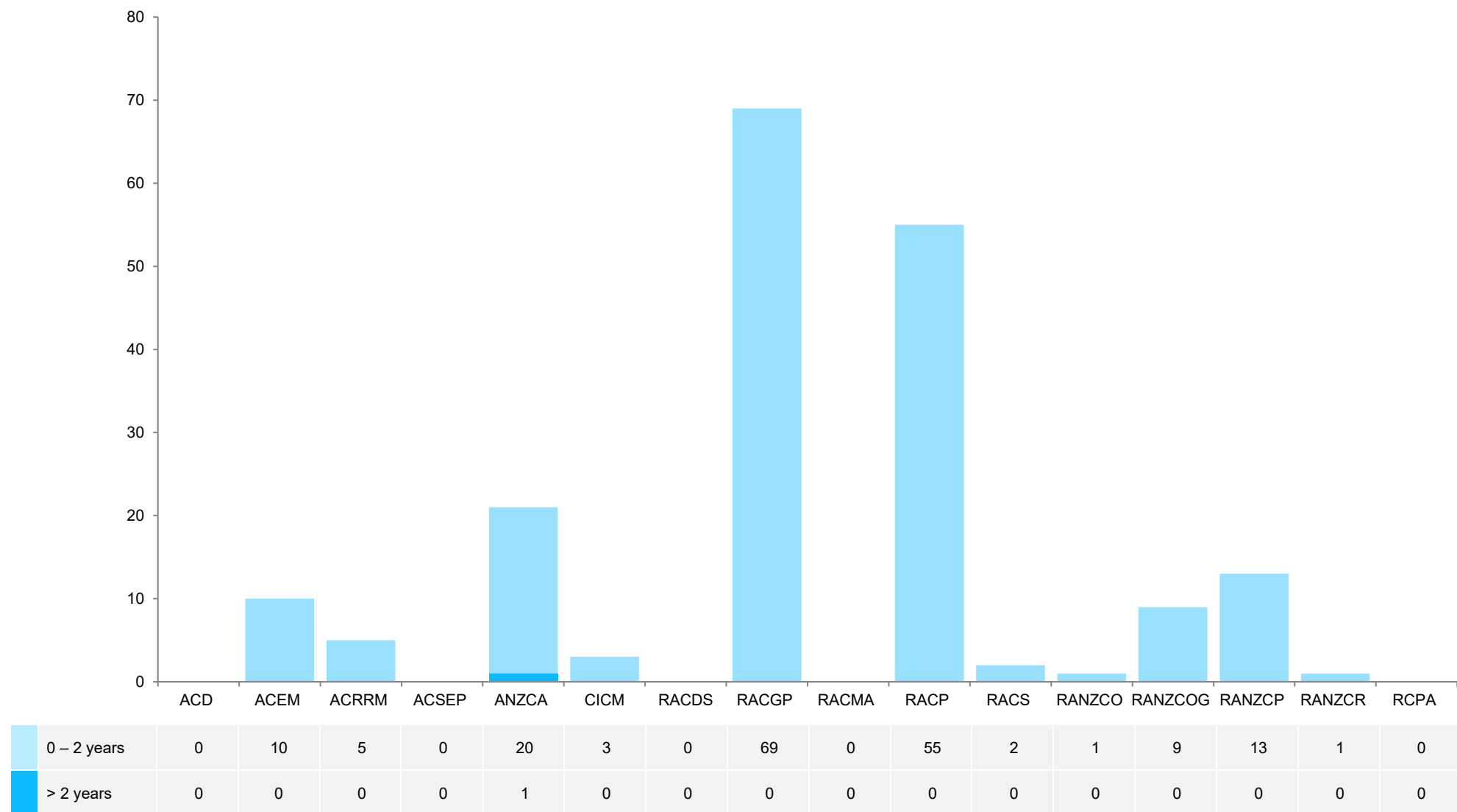
4.1.2 Specialist recognition requirements: Substantially comparable IMGs: Number required to complete exam



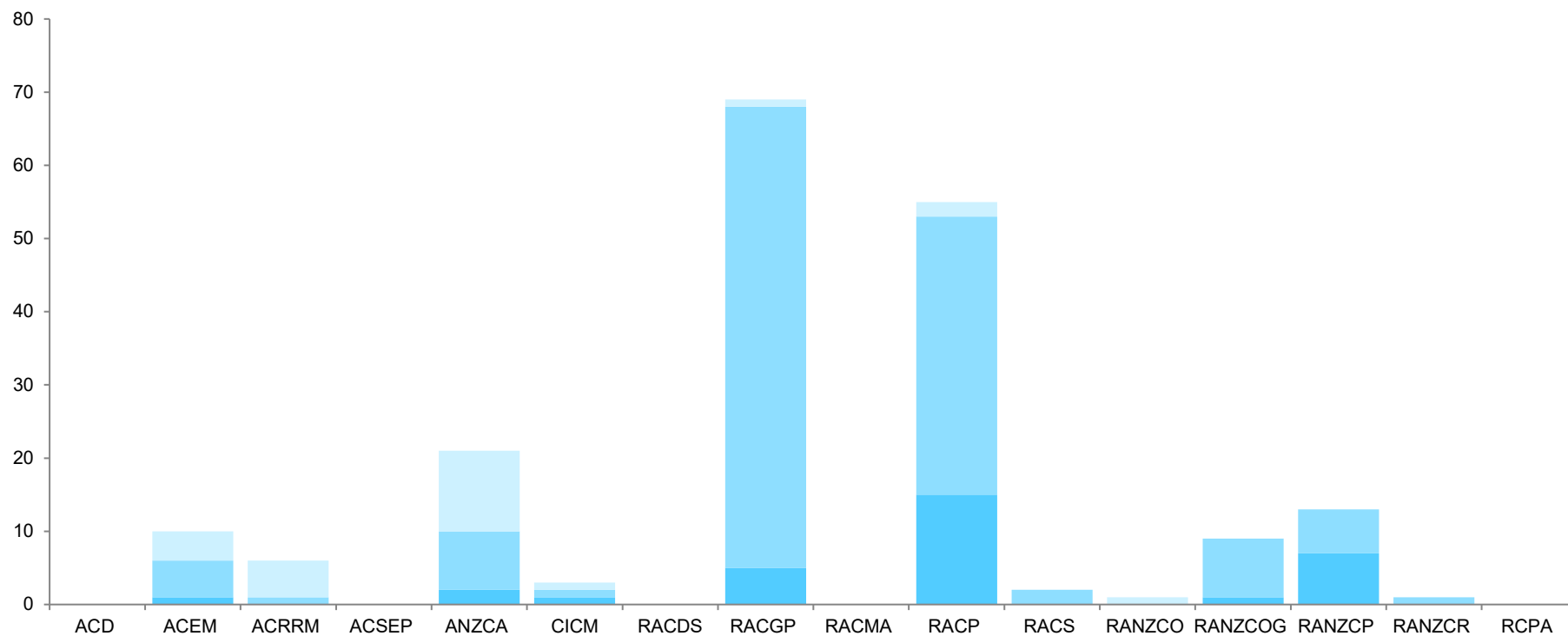
4.1.3 Specialist recognition requirements: Substantially comparable IMGs: Time for final assessment



4.1.4 Specialist recognition requirements: Substantially comparable IMGs: Maximum timeframe for completing college requirements

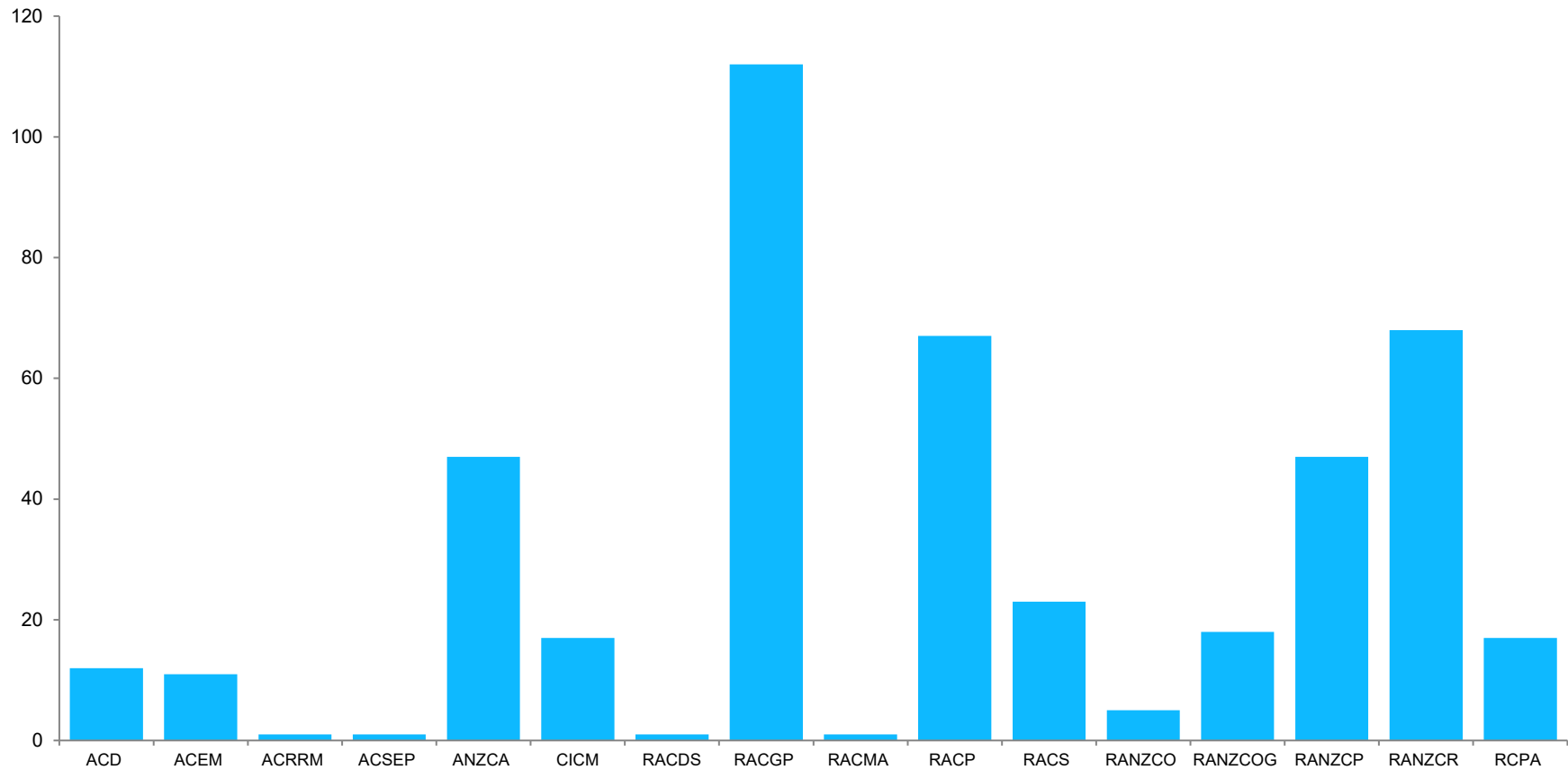


4.1.5 Specialist recognition requirements: Substantially comparable IMGs: Total time on specialist pathway



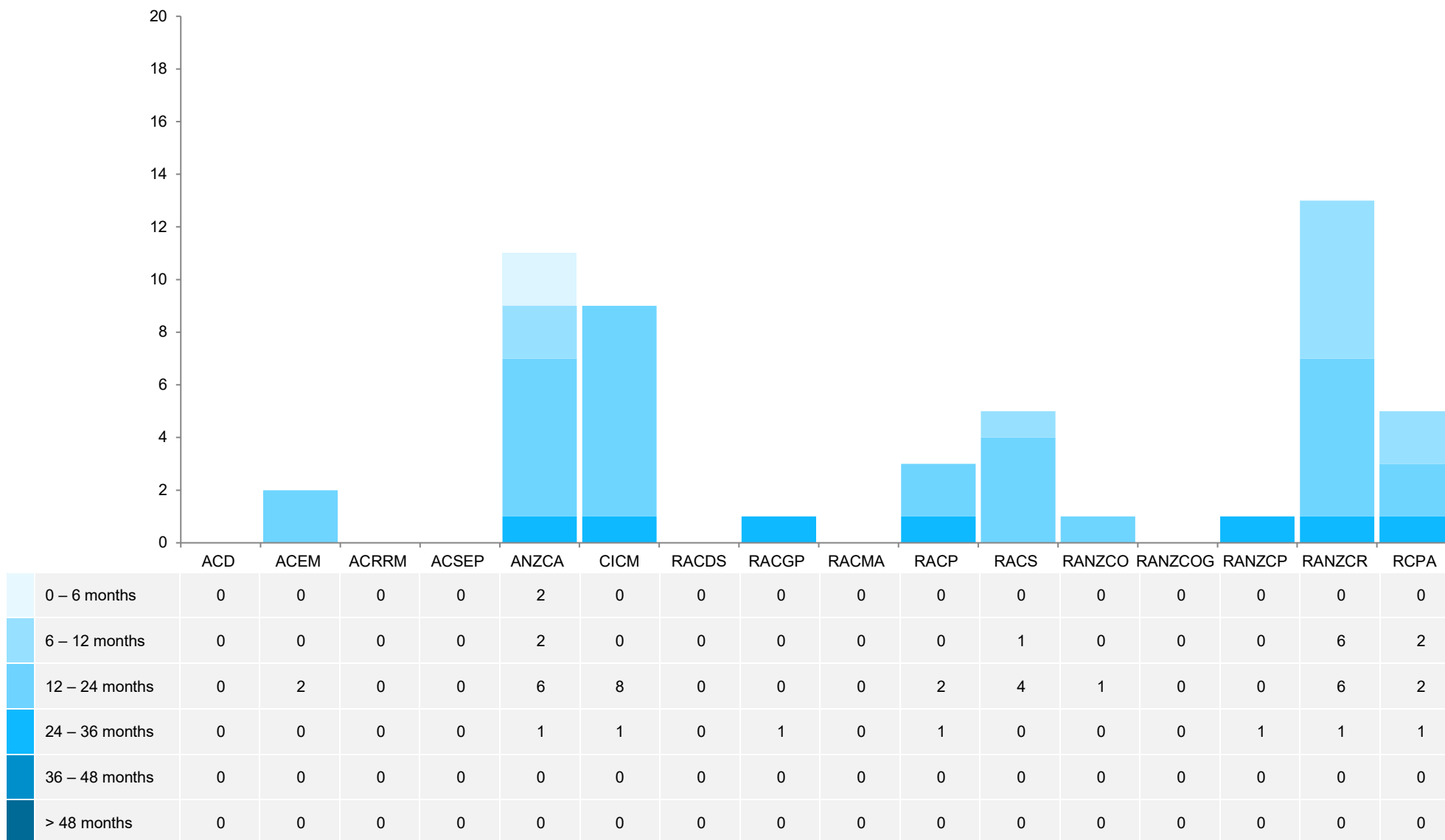
	ACD	ACEM	ACRRM	ACSEP	ANZCA	CICM	RACDS	RACGP	RACMA	RACP	RACS	RANZCO	RANZCOG	RANZCP	RANZCR	RCPA
< 1 year	0	4	5	0	11	1	0	1	0	2	0	1	0	0	0	0
1 – 2 years	0	5	1	0	8	1	0	63	0	38	2	0	8	6	1	0
2 – 3 years	0	1	0	0	2	1	0	5	0	15	0	0	1	7	0	0
3 – 4 years	0	0	0	0	0	0	0	0	0	0	0	0	0	0	0	0
4 – 6 years	0	0	0	0	0	0	0	0	0	0	0	0	0	0	0	0
6 – 8 years	0	0	0	0	0	0	0	0	0	0	0	0	0	0	0	0
8 years +	0	0	0	0	0	0	0	0	0	0	0	0	0	0	0	0

4.2.1 Specialist recognition requirements: Partially comparable IMGs: Period of supervised practice and/or training required by college

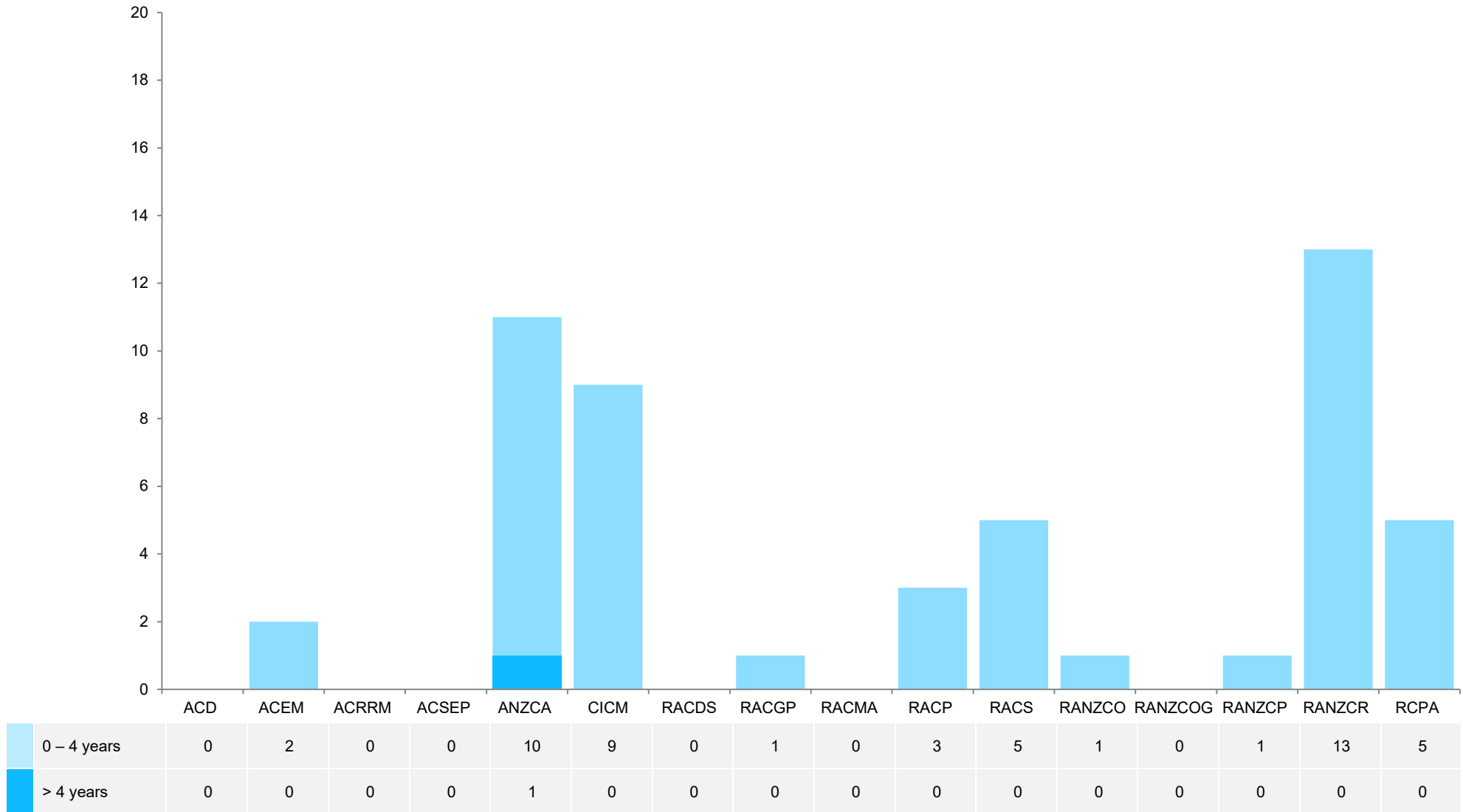


	ACD	ACEM	ACRRM	ACSEP	ANZCA	CIBM	RACDS	RACGP	RACMA	RACP	RACS	RANZCO	RANZCOG	RANZCP	RANZCR	RCPA
No supervised practice or training	0	0	0	0	0	0	0	0	0	0	0	0	0	0	0	0
< 6 months	0	0	0	0	0	0	0	0	0	0	0	0	0	0	0	0
6 – 24 months	12	11	1	1	47	17	1	112	1	67	23	5	18	47	68	17
> 24 months	0	0	0	0	0	0	0	0	0	0	0	0	0	0	0	0

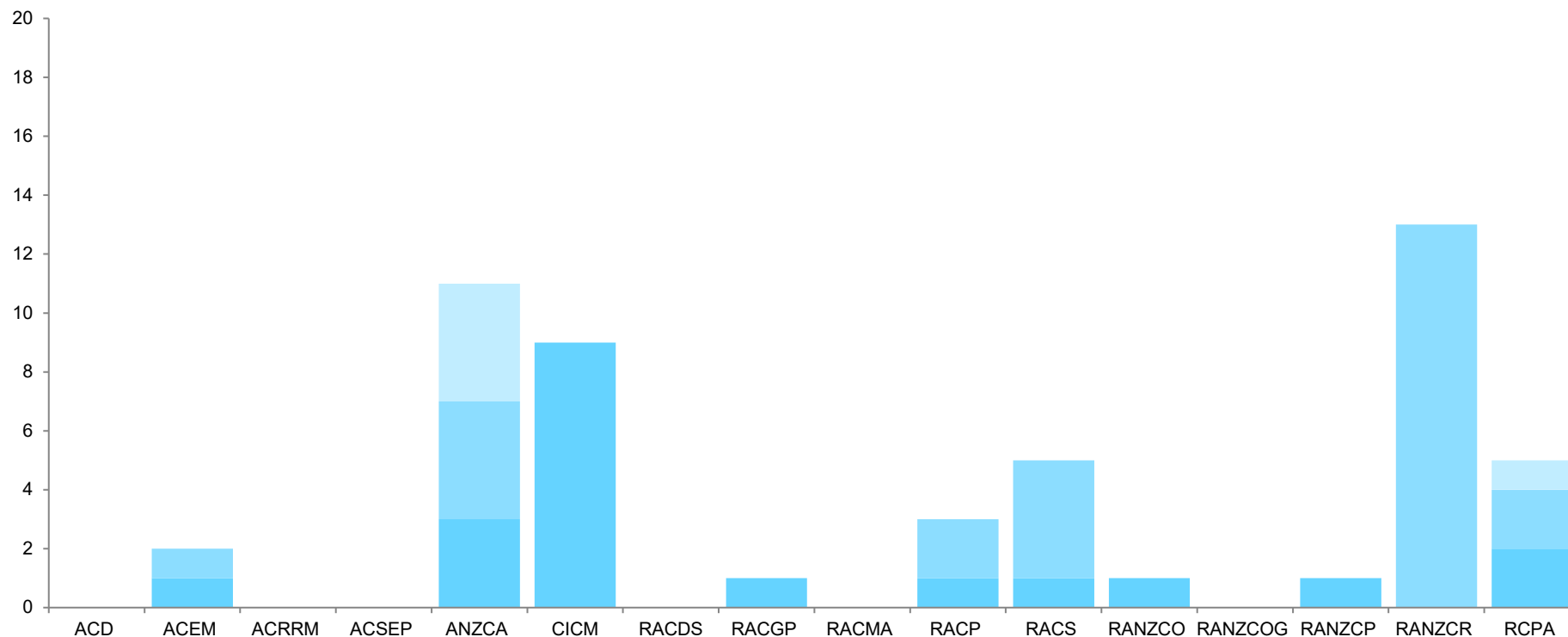
4.2.2 Specialist recognition requirements: Partially comparable IMGs: Time for final assessment



4.2.3 Specialist recognition requirements: Partially comparable IMGs: Maximum timeframe for completing college requirements

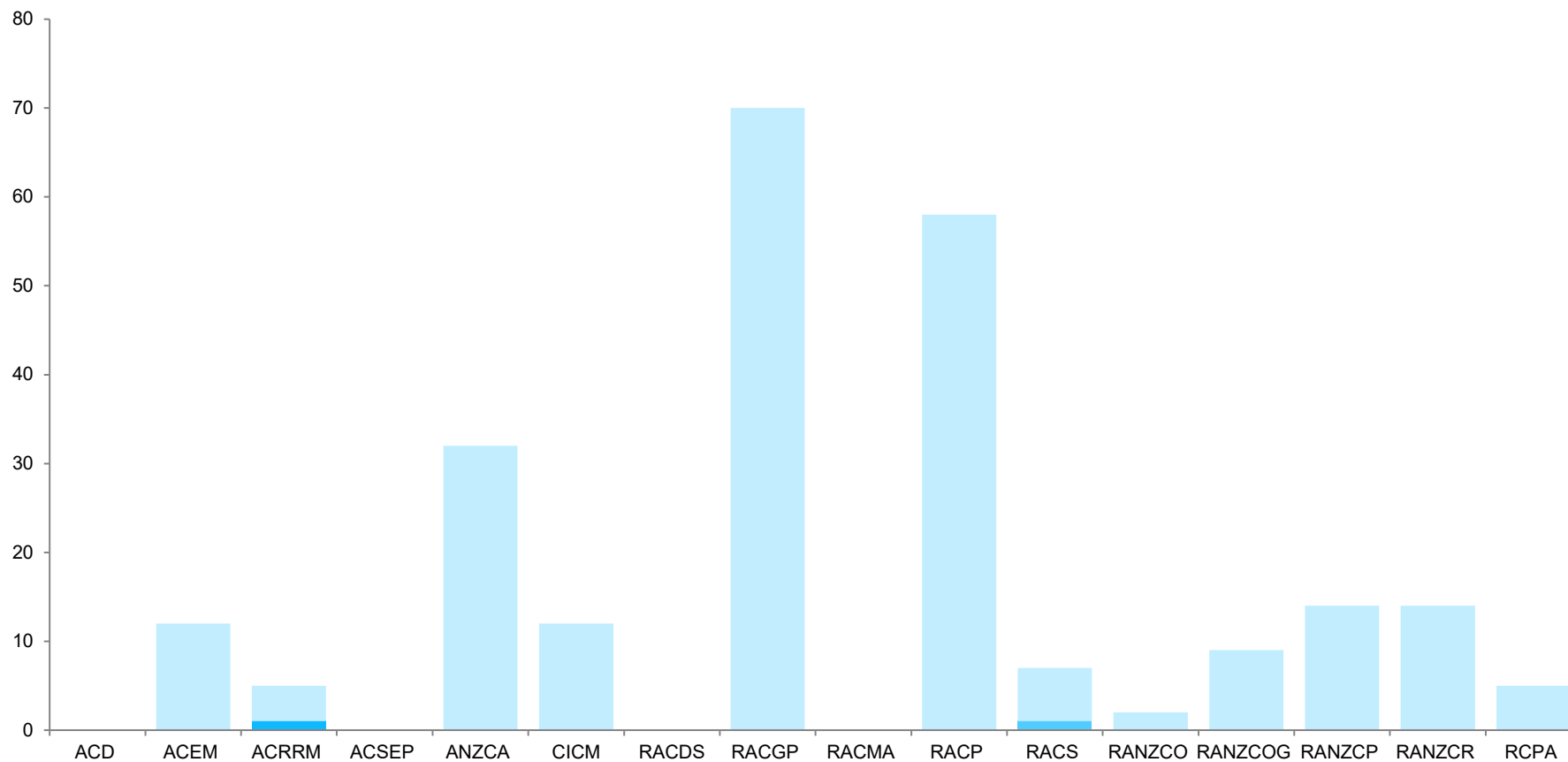


4.2.4 Specialist recognition requirements: Partially comparable IMGs: Total time on specialist pathway



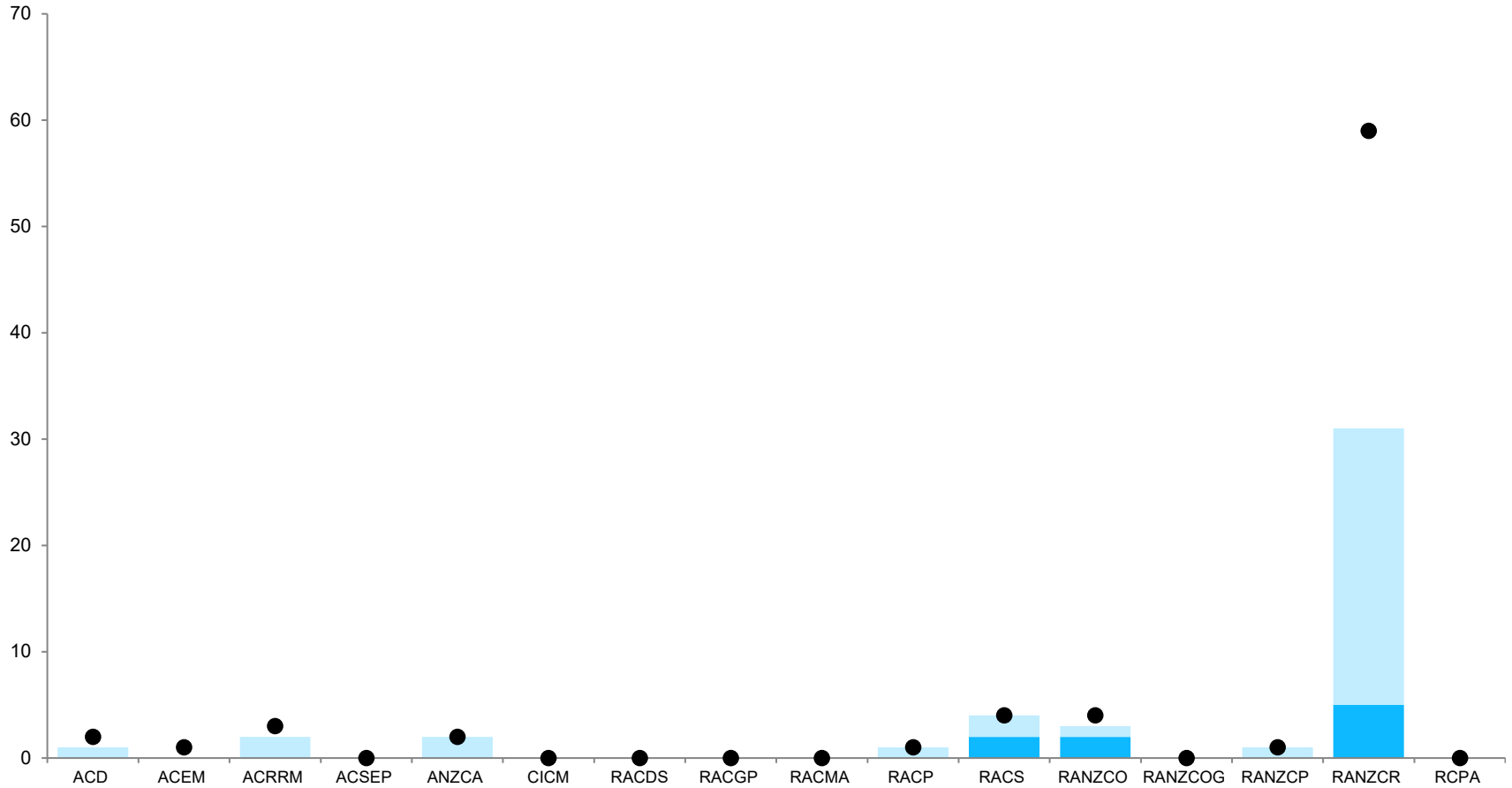
	ACD	ACEM	ACRRM	ACSEP	ANZCA	CICM	RACDS	RACGP	RACMA	RACP	RACS	RANZCO	RANZCOG	RANZCP	RANZCR	RCPA
< 1 year	0	0	0	0	4	0	0	0	0	0	0	0	0	0	0	1
1 – 2 years	0	1	0	0	4	0	0	0	0	2	4	0	0	0	13	2
2 – 3 years	0	1	0	0	3	9	0	1	0	1	1	1	0	1	0	2
3 – 4 years	0	0	0	0	0	0	0	0	0	0	0	0	0	0	0	0
4 – 6 years	0	0	0	0	0	0	0	0	0	0	0	0	0	0	0	0
6 – 8 years	0	0	0	0	0	0	0	0	0	0	0	0	0	0	0	0
8 years +	0	0	0	0	0	0	0	0	0	0	0	0	0	0	0	0

4.3 Specialist recognition timeframes and requirements: Final assessment decision: Time for specialist recognition final assessment decision



	ACD	ACEM	ACRRM	ACSEP	ANZCA	CICM	RACDS	RACGP	RACMA	RACP	RACS	RANZCO	RANZCOG	RANZCP	RANZCR	RCPA
0 – 2 months	0	12	4	0	32	12	0	70	0	58	6	2	9	14	14	5
> 2 – 6 months	0	0	0	0	0	0	0	0	0	0	1	0	0	0	0	0
> 6 – 9 months	0	0	1	0	0	0	0	0	0	0	0	0	0	0	0	0
> 9 months	0	0	0	0	0	0	0	0	0	0	0	0	0	0	0	0

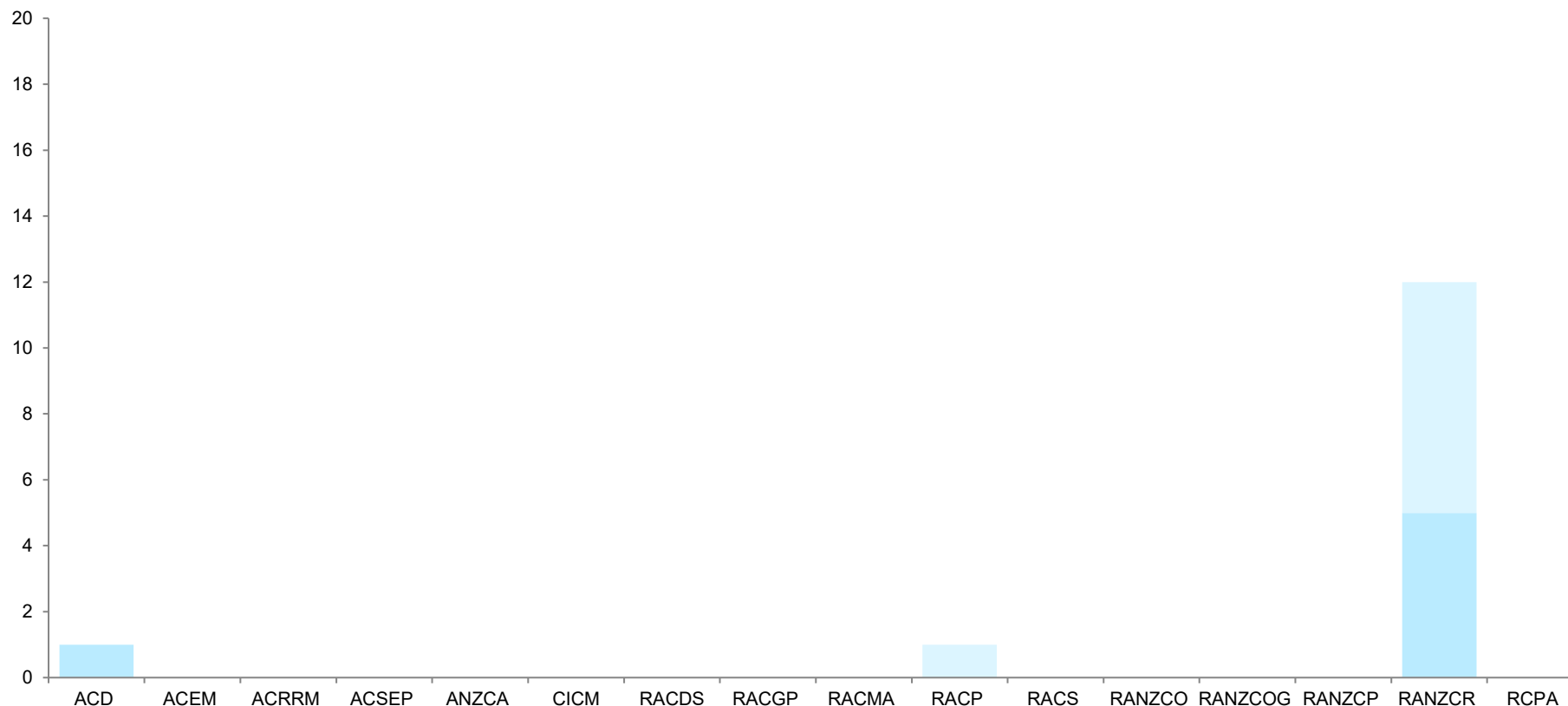
5.1 Area of need outcomes and timeframes: Outcome of assessment



Suitable for the position	1	0	2	0	2	0	0	0	0	0	1	2	1	0	1	26	0
Not suitable for the position	0	0	0	0	0	0	0	0	0	0	0	2	2	0	0	5	0
Total AoN and combined applications	2	1	3	0	2	0	0	0	0	0	1	4	4	0	1	59	0

Note: Outcomes of assessment may not total 'Total number of applications received', some assessments were still in progress.

5.2 Area of need outcomes and timeframes: Time for assessment



	ACD	ACEM	ACRRM	ACSEP	ANZCA	CICM	RACDS	RACGP	RACMA	RACP	RACS	RANZCO	RANZCOG	RANZCP	RANZCR	RCPA
0 – 2 months	0	0	0	0	0	0	0	0	0	1	0	0	0	0	7	0
> 2 – 6 months	1	0	0	0	0	0	0	0	0	0	0	0	0	0	5	0
> 6 – 9 months	0	0	0	0	0	0	0	0	0	0	0	0	0	0	0	0
> 9 months	0	0	0	0	0	0	0	0	0	0	0	0	0	0	0	0

Note: Excludes combined assessments (where IMG applied for specialist recognition and area of need)

6.1 IMG country of qualifications: Primary medical degree and specialist qualification - all colleges (data)

Country	Primary qualification	Specialist qualification
Argentina	10	8
Armenia	1	
Austria	4	4
Bahrain	1	
Bangladesh	7	5
Barbados	2	
Belarus	1	
Belgium	7	6
Brazil	12	12
Bulgaria	1	1
Canada	12	24
Czech Republic	1	1
Chile	3	3
China	16	7
Cuba	1	
Democratic Republic of the Congo	1	
Denmark		1
Dominica	1	
Egypt	36	23
Ethiopia	1	1
France	1	1
Germany	11	11
Greece	1	
Grenada	1	
Hong Kong	16	13
Hungary	2	
India	253	179
Indonesia	3	

Country	Primary qualification	Specialist qualification
Iran	63	62
Iraq	10	3
Ireland	36	33
Israel	9	12
Italy	3	3
Japan	8	8
Jordan	5	7
Kazakhstan	2	
Kenya	4	3
Kyrgyzstan	2	
Lebanon	4	3
Libya	4	
Lithuania	1	1
Malaysia	12	27
Maldives		1
Mexico	2	2
Morocco	1	
Myanmar	6	2
Nepal	6	2
Netherlands	7	6
New Zealand		16
Nigeria	44	29
Oman	4	3
Pakistan	118	35
Peru	2	2
Philippines	26	24
Poland	11	4
Portugal	3	2

Country	Primary qualification	Specialist qualification
Qatar	1	7
Romania	2	
Russia	15	3
Saudi Arabia	5	11
Serbia	1	1
Singapore	2	5
South Africa	62	69
Spain	7	13
Sri Lanka	131	109
Sudan	39	3
Sweden	1	2
Switzerland	8	11
Syria	6	7
Tajikistan	1	
Tanzania	1	1
Thailand	4	4
Turkey	7	7
Uganda	1	1
Ukraine	3	1
United Arab Emirates	3	5
United Kingdom	239	485
United States of America	17	26
Venezuela	1	
Vietnam	2	2
Yemen	2	
Zimbabwe	5	1

6.2 IMG country of qualifications: Primary medical degree and specialist qualification - all colleges (graph)

