

# Nursing and Midwifery Board of Australia

## Registrant data

---

Reporting period: 01 July 2023 to 30 September 2023



**Nursing and  
Midwifery Board**  
Ahpra

## Table of contents

Introduction.....	3
Principal place of practice.....	4
<b>Registration type</b> .....	4
<b>General registration</b> .....	6
<b>Non-practising registration</b> .....	7
<b>Provisional registration</b> .....	8
<b>Endorsments</b> .....	9
<b>Notations</b> .....	10
Age group.....	11
<b>General registration</b> .....	11
<b>Non-practising registration</b> .....	12
<b>Provisional registration</b> .....	13
Gender.....	14
<b>General registration</b> .....	14
<b>Non-practising registration</b> .....	16
<b>Provisional registration</b> .....	18

## Introduction

This report contains registration information about nurses and midwives registered with the Nursing and Midwifery Board of Australia (NMBA).

The functions of the NMBA are defined under the [National Law](#), and include:

- Registering nurses, midwives and students of nursing and midwifery
- Determining national registration requirements
- Developing professional codes, standards, guidelines and position statements to guide the practice of nurses and midwives
- Managing notifications, investigations and panel hearings
- Overseeing the assessment of internationally qualified nurses and midwives who wish to register in Australia
- Approving national accreditation standards and accredited programs of study leading to registration and endorsement
- Delegating to state and territory boards and committees of the NMBA, and Ahpra staff, the power to determine individual applications for registration and notification of a nurse's or midwife's health, performance and/or conduct, and a student's health or criminal history

*\*Co-regulatory models apply in New South Wales (NSW) and Queensland (QLD). In NSW, notifications are managed separately by the Nursing and Midwifery Council of NSW; the NSW Board of the NMBA only manages registration matters. In QLD, notifications are received by the Office of the Health Ombudsman (OHO), who determines which notifications should be managed by the NMBA.*

The NMBA's functions are supported by the [Australian Health Practitioner Regulation Agency](#) (Ahpra). For information about legislation governing the NMBA and Ahpra, see [Ahpra's Legislation & Publications](#) at [www.ahpra.gov.au/Legislation-and-Publications.aspx](http://www.ahpra.gov.au/Legislation-and-Publications.aspx)

Ahpra has analysed the NMBA's registration data and produced a number of statistical tables<sup>1</sup> about registrants to share with the professions and community. This report is updated on a quarterly basis.

For more information on nursing and midwifery registration, please see the NMBA's website: [www.nursingmidwiferyboard.gov.au/Registration-and-Endorsement.aspx](http://www.nursingmidwiferyboard.gov.au/Registration-and-Endorsement.aspx)

<sup>1</sup> Note that the data for dual registration in the tables and diagrams includes where a nurse or a midwife may be non-practising in one category, for example enrolled nurse (non-practising) & registered nurse (practising) or nurse (non-practising) & midwife (practising).

## Principal place of practice

### Registration type

Table 1.1 Registration type by principal place of practice\*

Profession	Registration types	Divisions	ACT	NSW	NT	QLD	SA	TAS	VIC	WA	No PPP	Total	
Nurse	General	Enrolled Nurse (EN)	808	13,624	391	14,411	8,245	1,789	21,105	6,086	115	66,574	
		Registered Nurse (RN)	6,201	96,845	4,005	73,907	26,492	8,436	89,062	36,239	19,601	360,788	
		EN & RN	190	1,761	115	1,841	905	122	3,574	956	30	9,494	
	<b>Total General Nurse</b>			<b>7,199</b>	<b>112,230</b>	<b>4,511</b>	<b>90,159</b>	<b>35,642</b>	<b>10,347</b>	<b>113,741</b>	<b>43,281</b>	<b>19,746</b>	<b>436,856</b>
	Non-practising	Enrolled Nurse (EN)	35	471	17	506	246	41	630	206	23	2,175	
		Registered Nurse (RN)	146	2,383	43	1,487	551	176	1,682	659	1,018	8,145	
		EN & RN	1	8	1	18	6		36	6	5	81	
	<b>Total Non-practising Nurse</b>			<b>182</b>	<b>2,862</b>	<b>61</b>	<b>2,011</b>	<b>803</b>	<b>217</b>	<b>2,348</b>	<b>871</b>	<b>1,046</b>	<b>10,401</b>
	Provisional	Enrolled Nurse (EN)		14	1	14	16	1	30	8	1	85	
		Registered Nurse (RN)		36	5	29	14	3	44	17	3	151	
	<b>Total Provisional Nurse</b>			<b>0</b>	<b>50</b>	<b>6</b>	<b>43</b>	<b>30</b>	<b>4</b>	<b>74</b>	<b>25</b>	<b>4</b>	<b>236</b>
	<b>Total Nurse</b>			<b>7,381</b>	<b>115,142</b>	<b>4,578</b>	<b>92,213</b>	<b>36,475</b>	<b>10,568</b>	<b>116,163</b>	<b>44,177</b>	<b>20,796</b>	<b>447,493</b>

Table 1.1 (continued from page 4)

Profession	Registration types	Divisions	ACT	NSW	NT	QLD	SA	TAS	VIC	WA	No PPP	Total	
Nurse and Midwife	General	EN & Midwife	2	18	2	32	10		33	4		101	
		RN & Midwife	385	6,508	428	5,059	1,432	576	7,235	2,666	232	24,521	
		EN & RN & Midwife	2	24	1	10	3	1	43	12		96	
	<b>Total General Nurse and Midwife</b>			<b>389</b>	<b>6,550</b>	<b>431</b>	<b>5,101</b>	<b>1,445</b>	<b>577</b>	<b>7,311</b>	<b>2,682</b>	<b>232</b>	<b>24,718</b>
	Non-practising	EN & Midwife				1			1				2
		RN & Midwife	24	254	4	115	57	12	150	51	30		697
		EN & RN & Midwife											0
	<b>Total Non-practising Nurse and Midwife</b>			<b>24</b>	<b>254</b>	<b>4</b>	<b>116</b>	<b>57</b>	<b>12</b>	<b>151</b>	<b>51</b>	<b>30</b>	<b>699</b>
	Provisional	RN & Midwife		1		1							2
	<b>Total Provisional Nurse and Midwife</b>			<b>0</b>	<b>1</b>	<b>0</b>	<b>1</b>	<b>0</b>	<b>0</b>	<b>0</b>	<b>0</b>	<b>0</b>	<b>2</b>
Non-practising and Provisional	RN & Midwife					1						1	
<b>Total Non-practising and Provisional Nurse and Midwife</b>			<b>0</b>	<b>0</b>	<b>0</b>	<b>0</b>	<b>1</b>	<b>0</b>	<b>0</b>	<b>0</b>	<b>0</b>	<b>1</b>	
<b>Total Nurse and Midwife</b>			<b>413</b>	<b>6,805</b>	<b>435</b>	<b>5,218</b>	<b>1,503</b>	<b>589</b>	<b>7,462</b>	<b>2,733</b>	<b>262</b>	<b>25,420</b>	
Midwife	General		240	1,823	114	1,771	894	78	1,631	550	238	7,339	
	Non-practising		6	56	1	49	23	2	45	10	27	219	
	Provisional								2			2	
<b>Total Midwife</b>			<b>246</b>	<b>1,879</b>	<b>115</b>	<b>1,820</b>	<b>917</b>	<b>80</b>	<b>1,678</b>	<b>560</b>	<b>265</b>	<b>7,560</b>	
<b>Total</b>			<b>8,040</b>	<b>123,826</b>	<b>5,128</b>	<b>99,251</b>	<b>38,895</b>	<b>11,237</b>	<b>125,303</b>	<b>47,470</b>	<b>21,323</b>	<b>480,473</b>	

\* The Nursing and Midwifery Board introduced Provisional Registration for Nurses and Midwives in September 2015.

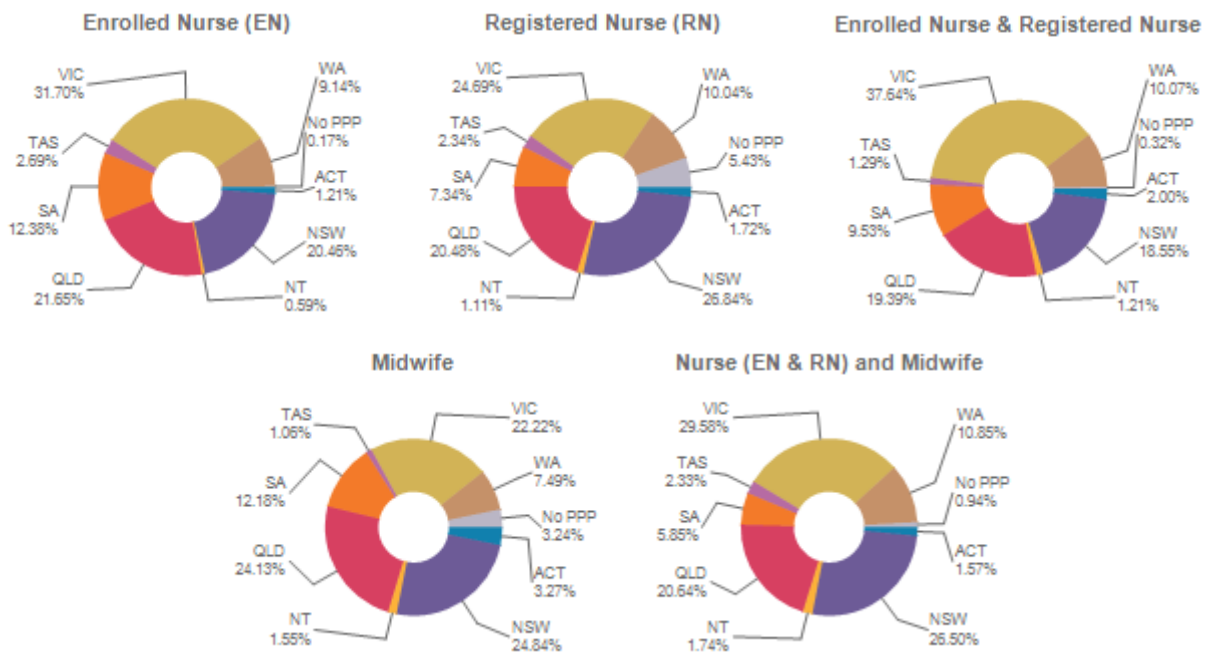
## General registration

**Table 2.1 Totals for practitioners with general registration as Nurse and/or Midwife**

Division	ACT	NSW	NT	QLD	SA	TAS	VIC	WA	No PPP	Total
Enrolled Nurse (EN)	808	13,624	391	14,411	8,245	1,789	21,105	6,086	115	<b>66,574</b>
Registered Nurse (RN)	6,201	96,845	4,005	73,907	26,492	8,436	89,062	36,239	19,601	<b>360,788</b>
EN & RN	190	1,761	115	1,841	905	122	3,574	956	30	<b>9,494</b>
Midwife	240	1,823	114	1,771	894	78	1,631	550	238	<b>7,339</b>
Nurse (EN & RN) and Midwife*	389	6,550	431	5,101	1,445	577	7,311	2,682	232	<b>24,718</b>

\* Practitioners with a Nurse and Midwife registration may hold registration as an EN and Midwife, RN and Midwife, or EN and RN and Midwife.

**Table 2.2 Percentage of general registration by principal place of practice**



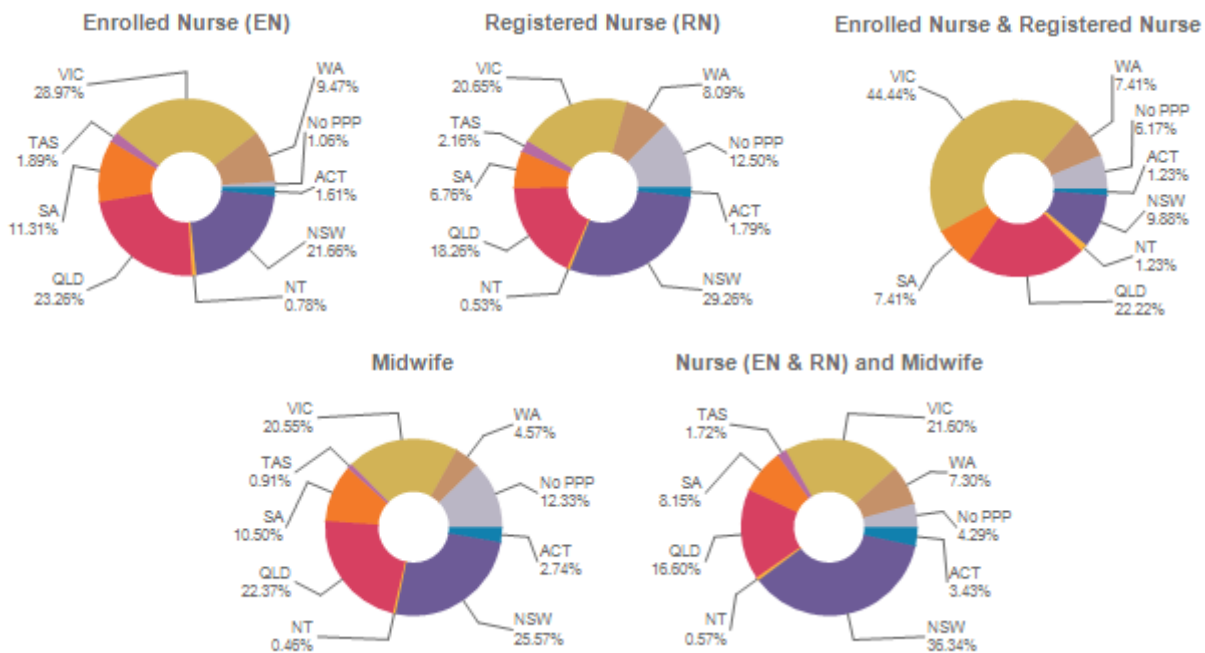
## Non-practising registration

**Table 3.1 Totals for practitioners with non-practising registration as Nurse and/or Midwife**

Division	ACT	NSW	NT	QLD	SA	TAS	VIC	WA	No PPP	Total
Enrolled Nurse (EN)	35	471	17	506	246	41	630	206	23	<b>2,175</b>
Registered Nurse (RN)	146	2,383	43	1,487	551	176	1,682	659	1,018	<b>8,145</b>
EN & RN	1	8	1	18	6		36	6	5	<b>81</b>
Midwife	6	56	1	49	23	2	45	10	27	<b>219</b>
Nurse (EN & RN) and Midwife*	24	254	4	116	57	12	151	51	30	<b>699</b>

\* Practitioners with a Nurse and Midwife registration may hold registration as an EN and Midwife, RN and Midwife, or EN and RN and Midwife.

**Table 3.2 Percentage of non-practising registration by principal place of practice**



## Provisional registration

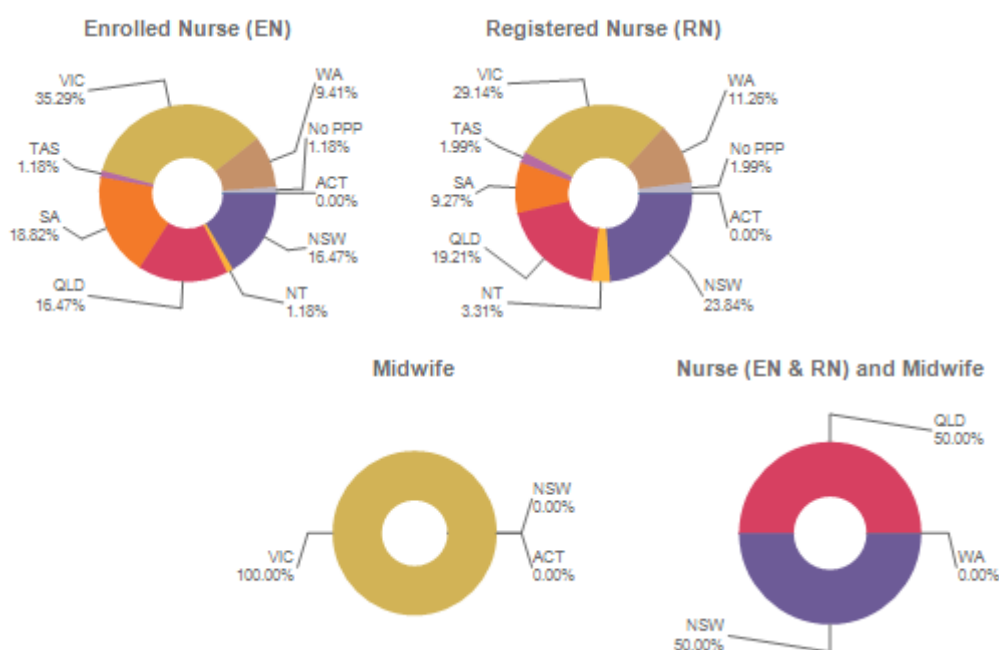
Provisional registration is a registration type used by the NMBA for registered nurses, enrolled nurses and/or midwives who want to return to the register after an absence from practice. Provisional registration enables a registered nurse, enrolled nurse and/or midwife to complete a period of supervised practice or a NMBA-approved re-entry to practice program to be eligible for general registration.

**Table 4.1 Totals for practitioners with provisional registration as Nurse and/or Midwife**

Division	ACT	NSW	NT	QLD	SA	TAS	VIC	WA	No PPP	Total
Enrolled Nurse (EN)		14	1	14	16	1	30	8	1	85
Registered Nurse (RN)		36	5	29	14	3	44	17	3	151
Midwife							2			2
Nurse (EN & RN) and Midwife*		1		1						2

\* Practitioners with a Nurse and Midwife registration may hold registration as an EN and Midwife, RN and Midwife, or EN and RN and Midwife.

**Table 4.2 Percentage of provisional registration by principal place of practice**





## Endorsements by type

The NMBA endorsements for registered nurses are:

- Nurse Practitioner
- Registered Nurse - scheduled medicines (rural and isolated practice)

The NMBA endorsements for midwives are:

- Midwife – scheduled medicines
- Midwife Practitioner – refer [Position-Statement Midwife Practitioners \(7 April 2011\)](#)

**Table 5.1 Registered Nurse and Midwife - Endorsements by principal place of practice**

Profession	Endorsement	ACT	NSW	NT	QLD	SA	TAS	VIC	WA	No PPP	Total
Nurse	Nurse Practitioner	63	622	33	706	198	54	650	329	33	2,688
	Scheduled Medicines - Rural and isolated practice	5	48	29	795	10	18	275	28	7	1,215
Midwife	Midwife practitioner		1								1
	Scheduled Medicines*	22	162	19	359	89	18	177	197	80	1,123
<b>Total</b>		<b>90</b>	<b>833</b>	<b>81</b>	<b>1,860</b>	<b>297</b>	<b>90</b>	<b>1,102</b>	<b>554</b>	<b>120</b>	<b>5,027</b>

\* The above numbers under 'Midwife - Scheduled Medicines' reflect those midwives who have met the NMBA Registration standard for endorsement for scheduled medicines for midwives.

## Notations

Registered nurses with a sole qualification in mental health nursing or paediatric nursing or disability nursing - rather than a qualification in general nursing - are identified on the national register with a notation, which states: Solely qualified in the area of Disability Nursing / Mental Health Nursing / Paediatric Nursing.

**Table 6.1 Registered Nurse notations**

Notation	ACT	NSW	NT	QLD	SA	TAS	VIC	WA	No PPP	Total
Disability Nursing		68		21	3		23	29	35	<b>179</b>
Mental Health nursing	7	378	23	249	179	25	433	890	280	<b>2,464</b>
Paediatric Nursing	3	188	2	176	22	2	107	175	118	<b>793</b>
<b>Total</b>	<b>10</b>	<b>634</b>	<b>25</b>	<b>446</b>	<b>204</b>	<b>27</b>	<b>563</b>	<b>1,094</b>	<b>433</b>	<b>3,436</b>

### Midwife notations

**Note:** All midwives who held the Eligible Midwife notation either now hold the Midwife Scheduled Medicines endorsement or have determined they no longer require the Eligible Midwife notation.

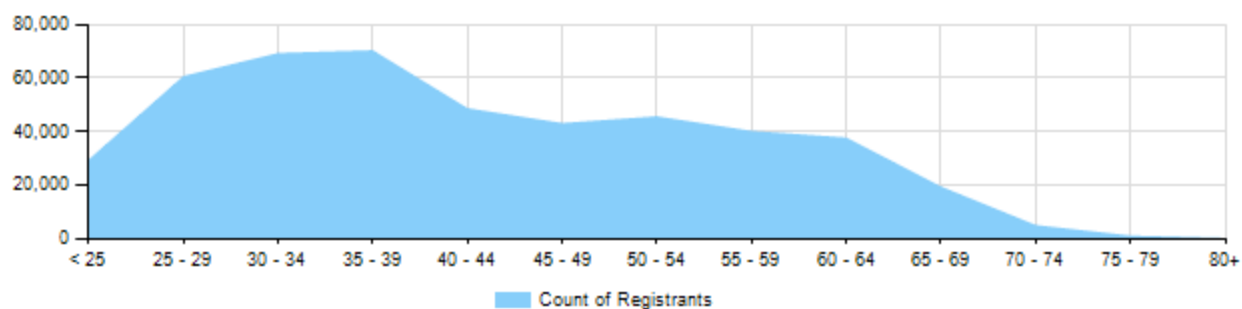
## Age group

### General registration

**Table 7.1 General registration by age group**

Age group	Nurse			Nurse and Midwife			Midwife	Total	% age bracket
	EN	RN	EN & RN	EN	RN	EN & RN			
< 25	7,389	20,180	462	1	659		623	<b>29,314</b>	<b>6.3%</b>
25 - 29	8,616	46,678	1,774	13	2,192	17	1,186	<b>60,476</b>	<b>12.9%</b>
30 - 34	7,722	55,899	1,658	18	2,445	28	1,263	<b>69,033</b>	<b>14.7%</b>
35 - 39	6,789	58,157	1,717	17	2,286	13	1,133	<b>70,112</b>	<b>15.0%</b>
40 - 44	5,577	38,797	1,191	17	1,985	15	940	<b>48,522</b>	<b>10.3%</b>
45 - 49	5,323	33,924	878	12	2,054	7	759	<b>42,957</b>	<b>9.2%</b>
50 - 54	6,494	34,964	736	12	2,627	5	629	<b>45,467</b>	<b>9.7%</b>
55 - 59	7,171	28,618	537	5	3,307	6	405	<b>40,049</b>	<b>8.5%</b>
60 - 64	7,194	25,650	388	5	4,066	4	241	<b>37,548</b>	<b>8.0%</b>
65 - 69	3,486	13,388	129	1	2,186	1	114	<b>19,305</b>	<b>4.1%</b>
70 - 74	684	3,618	20		575		37	<b>4,934</b>	<b>1.1%</b>
75 - 79	114	789	4		118		8	<b>1,033</b>	<b>0.2%</b>
80+	15	126			21		1	<b>163</b>	<b>&lt;0.1%</b>
<b>Total</b>	<b>66,574</b>	<b>360,788</b>	<b>9,494</b>	<b>101</b>	<b>24,521</b>	<b>96</b>	<b>7,339</b>	<b>468,913</b>	<b>100.0%</b>

**Table 7.2 General registration by age group**

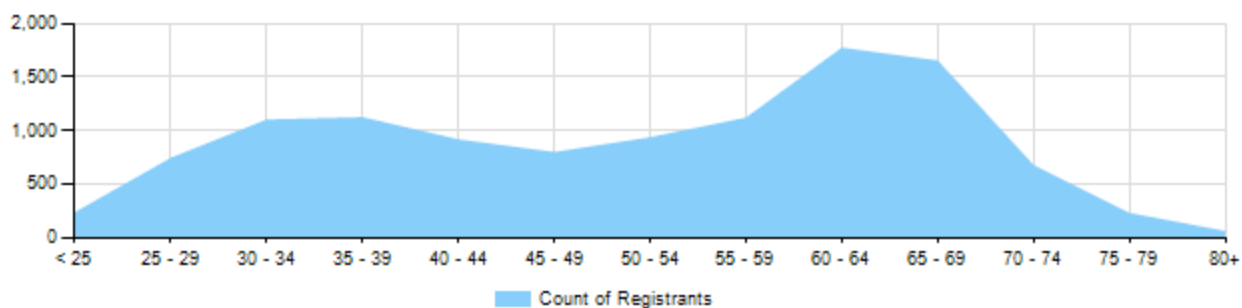


## Non-practising registration

**Table 8.1 Non-practising registration by age group**

Age group	Nurse			Nurse and Midwife			Midwife	Total	% age bracket
	EN	RN	EN & RN	EN	RN	EN & RN			
< 25	139	87	1				7	<b>234</b>	<b>2.1%</b>
25 - 29	172	532	6		11		20	<b>741</b>	<b>6.5%</b>
30 - 34	228	808	10	1	25		26	<b>1,098</b>	<b>9.7%</b>
35 - 39	184	864	16	1	31		24	<b>1,120</b>	<b>9.9%</b>
40 - 44	163	690	5		25		29	<b>912</b>	<b>8.1%</b>
45 - 49	155	590	3		29		18	<b>795</b>	<b>7.0%</b>
50 - 54	210	656	4		45		17	<b>932</b>	<b>8.2%</b>
55 - 59	300	717	7		70		21	<b>1,115</b>	<b>9.9%</b>
60 - 64	345	1,227	14		155		26	<b>1,767</b>	<b>15.6%</b>
65 - 69	216	1,236	10		163		22	<b>1,647</b>	<b>14.6%</b>
70 - 74	54	516	5		92		6	<b>673</b>	<b>5.9%</b>
75 - 79	8	175			41		3	<b>227</b>	<b>2.0%</b>
80+	1	47			10			<b>58</b>	<b>0.5%</b>
<b>Total</b>	<b>2,175</b>	<b>8,145</b>	<b>81</b>	<b>2</b>	<b>697</b>	<b>0</b>	<b>219</b>	<b>11,319</b>	<b>100.0%</b>

**Table 8.2 Non-practising registration by age group**



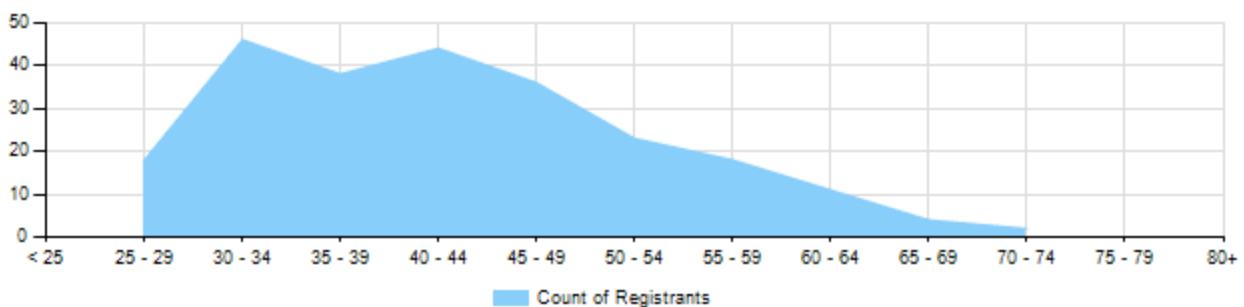
## Provisional registration

Provisional registration is a registration type used by the NMBA for registered nurses, enrolled nurses and/or midwives who want to return to the register after an absence from practice. Provisional registration enables a registered nurse, enrolled nurse and/or midwife to complete a period of supervised practice or a NMBA-approved re-entry to practice program to be eligible for general registration.

**Table 9.1 Provisional registration by age group**

Age group	Nurse		Nurse and Midwife	Midwife	Total	% age bracket
	EN	RN	RN			
< 25					0	0.0%
25 - 29	9	9			18	7.5%
30 - 34	22	24			46	19.2%
35 - 39	10	27		1	38	15.8%
40 - 44	15	28	1		44	18.3%
45 - 49	10	25		1	36	15.0%
50 - 54	8	14	1		23	9.6%
55 - 59	5	13			18	7.5%
60 - 64	5	6			11	4.6%
65 - 69		4			4	1.7%
70 - 74	1	1			2	0.8%
75 - 79					0	0.0%
80+					0	0.0%
<b>Total</b>	<b>85</b>	<b>151</b>	<b>2</b>	<b>2</b>	<b>240</b>	<b>100.0%</b>

**Table 9.2 Provisional registration by age group**



## Gender

### General registration

**Table 10.1 General registration by gender**

Profession	Gender	Divisions	ACT	NSW	NT	QLD	SA	TAS	VIC	WA	No PPP	Total	
Nurse	Female	Enrolled Nurse (EN)	689	11,927	323	12,956	7,180	1,609	18,937	5,512	106	59,239	
		Registered Nurse (RN)	5,336	83,499	3,376	64,627	23,130	7,371	78,142	32,509	16,633	314,623	
		EN & RN	155	1,520	102	1,591	745	111	3,031	849	26	8,130	
	<b>Total Female General Nurse</b>			<b>6,180</b>	<b>96,946</b>	<b>3,801</b>	<b>79,174</b>	<b>31,055</b>	<b>9,091</b>	<b>100,110</b>	<b>38,870</b>	<b>16,765</b>	<b>381,992</b>
	Male	Enrolled Nurse (EN)	119	1,695	68	1,453	1,065	180	2,168	573	9	7,330	
		Registered Nurse (RN)	864	13,335	629	9,268	3,361	1,062	10,903	3,727	2,965	46,114	
		EN & RN	35	241	13	250	160	11	543	107	4	1,364	
	<b>Total Male General Nurse</b>			<b>1,018</b>	<b>15,271</b>	<b>710</b>	<b>10,971</b>	<b>4,586</b>	<b>1,253</b>	<b>13,614</b>	<b>4,407</b>	<b>2,978</b>	<b>54,808</b>
	Not stated or Intersex or Indeterminate	Enrolled Nurse (EN)		2		2				1		5	
		Registered Nurse (RN)	1	11		12	1	3	17	3	3	51	
<b>Total Not stated or Intersex or Indeterminate General Nurse</b>			<b>1</b>	<b>13</b>	<b>0</b>	<b>14</b>	<b>1</b>	<b>3</b>	<b>17</b>	<b>4</b>	<b>3</b>	<b>56</b>	
<b>Total General Nurse</b>			<b>7,199</b>	<b>112,230</b>	<b>4,511</b>	<b>90,159</b>	<b>35,642</b>	<b>10,347</b>	<b>113,741</b>	<b>43,281</b>	<b>19,746</b>	<b>436,856</b>	
Nurse and Midwife	Female	EN & Midwife	2	18	1	31	10		33	4		99	
		RN & Midwife	374	6,375	399	4,986	1,415	565	7,173	2,637	229	24,153	
		EN & RN & Midwife	2	21	1	10	3	1	43	12		93	
	<b>Total Female General Nurse and Midwife</b>			<b>378</b>	<b>6,414</b>	<b>401</b>	<b>5,027</b>	<b>1,428</b>	<b>566</b>	<b>7,249</b>	<b>2,653</b>	<b>229</b>	<b>24,345</b>
	Male	EN & Midwife			1	1							2
		RN & Midwife	11	133	29	73	17	11	61	29	3		367
		EN & RN & Midwife		3									3
<b>Total Male General Nurse and Midwife</b>			<b>11</b>	<b>136</b>	<b>30</b>	<b>74</b>	<b>17</b>	<b>11</b>	<b>61</b>	<b>29</b>	<b>3</b>	<b>372</b>	
Not stated or Intersex or Indeterminate	RN & Midwife							1				1	
<b>Total General Nurse and Midwife</b>			<b>389</b>	<b>6,550</b>	<b>431</b>	<b>5,101</b>	<b>1,445</b>	<b>577</b>	<b>7,311</b>	<b>2,682</b>	<b>232</b>	<b>24,718</b>	

**Table 10.1 (continued from page 14)**

Profession	Gender	Divisions	ACT	NSW	NT	QLD	SA	TAS	VIC	WA	No PPP	Total
Midwife	Female		240	1,818	114	1,767	892	77	1,625	549	237	7,319
	Male			5		4	2	1	6	1	1	20
<b>Total General Midwife</b>			<b>240</b>	<b>1,823</b>	<b>114</b>	<b>1,771</b>	<b>894</b>	<b>78</b>	<b>1,631</b>	<b>550</b>	<b>238</b>	<b>7,339</b>
<b>Total</b>			<b>7,828</b>	<b>120,603</b>	<b>5,056</b>	<b>97,031</b>	<b>37,981</b>	<b>11,002</b>	<b>122,683</b>	<b>46,513</b>	<b>20,216</b>	<b>468,913</b>

\* Practitioners with a Nurse and Midwife registration may hold registration as an EN and Midwife, RN and Midwife, or EN and RN and Midwife.

**Table 10.2 Total general registration by gender**

Gender	ACT	NSW	NT	QLD	SA	TAS	VIC	WA	No PPP	Total
Female	6,798	105,178	4,316	85,968	33,375	9,734	108,984	42,072	17,231	413,656
Male	1,029	15,412	740	11,049	4,605	1,265	13,681	4,437	2,982	55,200
Not stated or Intersex or Indeterminate	1	13		14	1	3	18	4	3	57

**Table 10.3 Total general registration by gender percentages**

Gender	ACT	NSW	NT	QLD	SA	TAS	VIC	WA	No PPP	Total
Female	86.8%	87.2%	85.4%	88.6%	87.9%	88.5%	88.8%	90.5%	85.2%	88.2%
Male	13.1%	12.8%	14.6%	11.4%	12.1%	11.5%	11.2%	9.5%	14.8%	11.8%
Not stated or Intersex or Indeterminate	<0.1%	<0.1%		<0.1%	<0.1%	<0.1%	<0.1%	<0.1%	<0.1%	<0.1%

## Non-practising registration

**Table 11.1 Non-practising registration by gender**

Profession	Gender	Divisions	ACT	NSW	NT	QLD	SA	TAS	VIC	WA	No PPP	Total	
Nurse	Female	Enrolled Nurse (EN)	35	430	16	453	230	35	582	187	20	1,988	
		Registered Nurse (RN)	118	2,119	39	1,350	481	150	1,486	610	843	7,196	
		EN & RN	1	8	1	16	6		28	6	5	71	
		<b>Total Female Non-practising Nurse</b>	<b>154</b>	<b>2,557</b>	<b>56</b>	<b>1,819</b>	<b>717</b>	<b>185</b>	<b>2,096</b>	<b>803</b>	<b>868</b>	<b>9,255</b>	
	Male	Enrolled Nurse (EN)		41	1	53	16	6	48	19	3	187	
		Registered Nurse (RN)	28	264	4	137	70	26	196	49	175	949	
		EN & RN				2			8			10	
	<b>Total Male Non-practising Nurse</b>	<b>28</b>	<b>305</b>	<b>5</b>	<b>192</b>	<b>86</b>	<b>32</b>	<b>252</b>	<b>68</b>	<b>178</b>	<b>1,146</b>		
	<b>Total Non-practising Nurse</b>			<b>182</b>	<b>2,862</b>	<b>61</b>	<b>2,011</b>	<b>803</b>	<b>217</b>	<b>2,348</b>	<b>871</b>	<b>1,046</b>	<b>10,401</b>
	Nurse and Midwife	Female	EN & Midwife				1			1			2
RN & Midwife			24	243	4	112	56	12	149	49	29	678	
<b>Total Female Non-practising Nurse and Midwife</b>			<b>24</b>	<b>243</b>	<b>4</b>	<b>113</b>	<b>56</b>	<b>12</b>	<b>150</b>	<b>49</b>	<b>29</b>	<b>680</b>	
Male		RN & Midwife		11		3	1		1	2	1	19	
<b>Total Non-practising Nurse and Midwife</b>			<b>24</b>	<b>254</b>	<b>4</b>	<b>116</b>	<b>57</b>	<b>12</b>	<b>151</b>	<b>51</b>	<b>30</b>	<b>699</b>	
Midwife	Female		6	56	1	49	23	2	45	10	27	219	
<b>Total Non-practising Midwife</b>			<b>6</b>	<b>56</b>	<b>1</b>	<b>49</b>	<b>23</b>	<b>2</b>	<b>45</b>	<b>10</b>	<b>27</b>	<b>219</b>	
<b>Total</b>			<b>212</b>	<b>3,172</b>	<b>66</b>	<b>2,176</b>	<b>883</b>	<b>231</b>	<b>2,544</b>	<b>932</b>	<b>1,103</b>	<b>11,319</b>	



**Table 11.2 Total non-practising registration by gender**

Gender	ACT	NSW	NT	QLD	SA	TAS	VIC	WA	No PPP	Total
Female	184	2,856	61	1,981	796	199	2,291	862	924	<b>10,154</b>
Male	28	316	5	195	87	32	253	70	179	<b>1,165</b>

**Table 11.3 Total non-practising registration by gender percentages**

Gender	ACT	NSW	NT	QLD	SA	TAS	VIC	WA	No PPP	Total
Female	86.8%	90.0%	92.4%	91.0%	90.1%	86.1%	90.1%	92.5%	83.8%	<b>89.7%</b>
Male	13.2%	10.0%	7.6%	9.0%	9.9%	13.9%	9.9%	7.5%	16.2%	<b>10.3%</b>

## Provisional Registration

Provisional registration is a registration type used by the NMBA for registered nurses, enrolled nurses and/or midwives who want to return to the register after an absence from practice. Provisional registration enables a registered nurse, enrolled nurse and/or midwife to complete a period of supervised practice or a NMBA-approved re-entry to practice program to be eligible for general registration.

**Table 12.1 Provisional registration by gender**

Profession	Gender	Divisions	NSW	NT	QLD	SA	TAS	VIC	WA	No PPP	Total
Nurse	Female	Enrolled Nurse (EN)	11	1	13	14	1	24	8	1	73
		Registered Nurse (RN)	31	5	24	13	2	44	17	3	139
	<b>Total Female Provisional Nurse</b>		<b>42</b>	<b>6</b>	<b>37</b>	<b>27</b>	<b>3</b>	<b>68</b>	<b>25</b>	<b>4</b>	<b>212</b>
	Male	Enrolled Nurse (EN)	3		1	2		6			12
		Registered Nurse (RN)	5		5	1	1				12
	<b>Total Male Provisional Nurse</b>		<b>8</b>	<b>0</b>	<b>6</b>	<b>3</b>	<b>1</b>	<b>6</b>	<b>0</b>	<b>0</b>	<b>24</b>
<b>Total Provisional Nurse</b>			<b>50</b>	<b>6</b>	<b>43</b>	<b>30</b>	<b>4</b>	<b>74</b>	<b>25</b>	<b>4</b>	<b>236</b>
Nurse and Midwife	Female	RN & Midwife	1		1						2
<b>Total Provisional Nurse and Midwife</b>			<b>1</b>	<b>0</b>	<b>1</b>	<b>0</b>	<b>0</b>	<b>0</b>	<b>0</b>	<b>0</b>	<b>2</b>
Midwife	Female							2			2
<b>Total Provisional Midwife</b>			<b>0</b>	<b>0</b>	<b>0</b>	<b>0</b>	<b>0</b>	<b>2</b>	<b>0</b>	<b>0</b>	<b>2</b>
<b>Total</b>			<b>51</b>	<b>6</b>	<b>44</b>	<b>30</b>	<b>4</b>	<b>76</b>	<b>25</b>	<b>4</b>	<b>240</b>

**Table 12.2 Total provisional registration by gender**

Gender	ACT	NSW	NT	QLD	SA	TAS	VIC	WA	No PPP	Total
Female		43	6	38	27	3	70	25	4	<b>216</b>
Male		8		6	3	1	6			<b>24</b>

**Table 12.3 Total provisional registration by gender percentages**

Gender	ACT	NSW	NT	QLD	SA	TAS	VIC	WA	No PPP	Total
Female		84.3%	100.0%	86.4%	90.0%	75.0%	92.1%	100.0%	100.0%	<b>90.0%</b>
Male		15.7%		13.6%	10.0%	25.0%	7.9%			<b>10.0%</b>