

Nursing and Midwifery Board of Australia

Registrant data

Reporting period: 01 October 2021 to 31 December 2021



**Nursing and
Midwifery Board**
Ahpra

Table of contents

| | |
|--|----|
| Introduction..... | 3 |
| Principal place of practice..... | 4 |
| Registration type | 4 |
| General registration | 6 |
| Non-practising registration | 7 |
| Provisional registration | 8 |
| Endorsments | 9 |
| Notations | 10 |
| Age group..... | 11 |
| General registration | 11 |
| Non-practising registration | 12 |
| Provisional registration | 13 |
| Gender..... | 14 |
| General registration | 14 |
| Non-practising registration | 16 |
| Provisional registration | 18 |

Introduction

This report contains registration information about nurses and midwives registered with the Nursing and Midwifery Board of Australia (NMBA).

The functions of the NMBA are defined under the [National Law](#), and include:

- Registering nurses, midwives and students of nursing and midwifery
- Determining national registration requirements
- Developing professional codes, standards, guidelines and position statements to guide the practice of nurses and midwives
- Managing notifications, investigations and panel hearings
- Overseeing the assessment of internationally qualified nurses and midwives who wish to register in Australia
- Approving national accreditation standards and accredited programs of study leading to registration and endorsement
- Delegating to state and territory boards and committees of the NMBA, and Ahpra staff, the power to determine individual applications for registration and notification of a nurse's or midwife's health, performance and/or conduct, and a student's health or criminal history

**Co-regulatory models apply in New South Wales (NSW) and Queensland (QLD). In NSW, notifications are managed separately by the Nursing and Midwifery Council of NSW; the NSW Board of the NMBA only manages registration matters. In QLD, notifications are received by the Office of the Health Ombudsman (OHO), who determines which notifications should be managed by the NMBA.*

The NMBA's functions are supported by the [Australian Health Practitioner Regulation Agency](#) (Ahpra). For information about legislation governing the NMBA and Ahpra, see [Ahpra's Legislation & Publications](#) at www.ahpra.gov.au/Legislation-and-Publications.aspx

Ahpra has analysed the NMBA's registration data and produced a number of statistical tables¹ about registrants to share with the professions and community. This report is updated on a quarterly basis.

In April 2020, Ahpra and National Boards established a temporary pandemic response sub-register for up to 12 months to help fast track the return to the workforce of experienced and qualified health practitioners to assist with the COVID-19 pandemic. In early April 2021, the Commonwealth Health Minister requested that nurses and midwives (as well as and pharmacists, medical practitioners and Aboriginal and Torres Strait Islander health practitioners) be extended to stay on the sub-register for up to 12 months to help with the COVID-19 vaccination program only. These nurses and midwives are included in these statistics. Please see the [COVID-19](#) page on Ahpra's website for more info.

For more information on nursing and midwifery registration, please see the NMBA's website: www.nursingmidwiferyboard.gov.au/Registration-and-Endorsement.aspx

¹ Note that the data for dual registration in the tables and diagrams includes where a nurse or a midwife may be non-practising in one category, for example enrolled nurse (non-practising) & registered nurse (practising) or nurse (non-practising) & midwife (practising).

Principal place of practice

Registration type

Table 1.1 Registration type by principal place of practice*

| Profession | Registration types | Divisions | ACT | NSW | NT | QLD | SA | TAS | VIC | WA | No PPP | Total | |
|------------|-----------------------------------|-----------------------|-------|--------------|----------------|--------------|---------------|---------------|---------------|----------------|---------------|----------------|----------------|
| Nurse | General | Enrolled Nurse (EN) | 990 | 15,876 | 479 | 16,191 | 8,992 | 1,916 | 23,664 | 6,758 | 87 | 74,953 | |
| | | Registered Nurse (RN) | 6,258 | 98,989 | 4,260 | 72,806 | 26,692 | 8,562 | 88,238 | 35,367 | 11,292 | 352,464 | |
| | | EN & RN | 144 | 1,742 | 94 | 2,214 | 1,080 | 99 | 3,729 | 963 | 34 | 10,099 | |
| | Total General Nurse | | | 7,392 | 116,607 | 4,833 | 91,211 | 36,764 | 10,577 | 115,631 | 43,088 | 11,413 | 437,516 |
| | Non-practising | Enrolled Nurse (EN) | 14 | 277 | 6 | 177 | 99 | 18 | 232 | 64 | 20 | 907 | |
| | | Registered Nurse (RN) | 56 | 1,297 | 21 | 611 | 245 | 86 | 617 | 285 | 797 | 4,015 | |
| | | EN & RN | | 2 | | 6 | 3 | 1 | 13 | 4 | 4 | 33 | |
| | Total Non-practising Nurse | | | 70 | 1,576 | 27 | 794 | 347 | 105 | 862 | 353 | 821 | 4,955 |
| | Provisional | Enrolled Nurse (EN) | 4 | 14 | | 16 | 24 | | 30 | 8 | | 96 | |
| | | Registered Nurse (RN) | 3 | 46 | 2 | 50 | 16 | 6 | 63 | 24 | 1 | 211 | |
| | | EN & RN | | | | | | | | | | 0 | |
| | Total Provisional Nurse | | | 7 | 60 | 2 | 66 | 40 | 6 | 93 | 32 | 1 | 307 |
| | Total Nurse | | | 7,469 | 118,243 | 4,862 | 92,071 | 37,151 | 10,688 | 116,586 | 43,473 | 12,235 | 442,778 |

Table 1.1 (continued from page 4)

| Profession | Registration types | Divisions | ACT | NSW | NT | QLD | SA | TAS | VIC | WA | No PPP | Total | |
|--------------------------------|---|-------------------|--------------|----------------|--------------|---------------|---------------|---------------|----------------|---------------|---------------|----------------|------------|
| Nurse and Midwife | General | EN & Midwife | 1 | 21 | 4 | 38 | 14 | | 38 | 5 | | 121 | |
| | | RN & Midwife | 497 | 7,924 | 513 | 6,130 | 1,903 | 689 | 8,112 | 3,084 | 220 | 29,072 | |
| | | EN & RN & Midwife | 1 | 21 | 2 | 7 | 3 | 2 | 37 | 16 | | 89 | |
| | Total General Nurse and Midwife | | 499 | 7,966 | 519 | 6,175 | 1,920 | 691 | 8,187 | 3,105 | 220 | 29,282 | |
| | Non-practising | EN & Midwife | | | | | | | 1 | | | | 1 |
| | | RN & Midwife | 15 | 184 | 2 | 67 | 35 | 5 | 70 | 22 | 24 | | 424 |
| | | EN & RN & Midwife | | | | | | | | | | | 0 |
| | Total Non-practising Nurse and Midwife | | 15 | 184 | 2 | 67 | 35 | 5 | 71 | 22 | 24 | | 425 |
| | Provisional | RN & Midwife | | 2 | | | | | 2 | 2 | | | 6 |
| | Total Provisional Nurse and Midwife | | 0 | 2 | 0 | 0 | 0 | 0 | 0 | 2 | 2 | 0 | 6 |
| Total Nurse and Midwife | | | 514 | 8,152 | 521 | 6,242 | 1,955 | 696 | 8,260 | 3,129 | 244 | 29,713 | |
| Midwife | General | | 225 | 1,731 | 111 | 1,648 | 831 | 62 | 1,655 | 501 | 188 | 6,952 | |
| | Non-practising | | 2 | 18 | 1 | 10 | 7 | | 9 | 8 | 12 | 67 | |
| | Provisional | | | 1 | | 1 | 2 | | 2 | | | 6 | |
| Total Midwife | | | 227 | 1,750 | 112 | 1,659 | 840 | 62 | 1,666 | 509 | 200 | 7,025 | |
| Total | | | 8,210 | 128,145 | 5,495 | 99,972 | 39,946 | 11,446 | 126,512 | 47,111 | 12,679 | 479,516 | |

* The Nursing and Midwifery Board introduced Provisional Registration for Nurses and Midwives in September 2015.

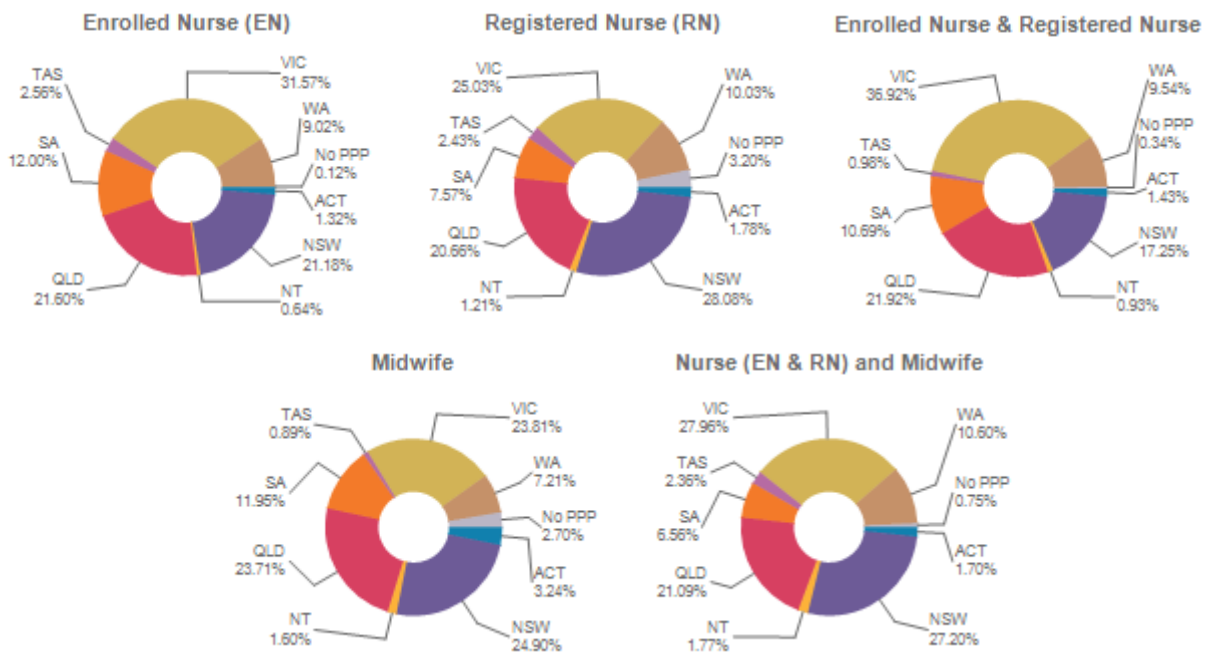
General registration

Table 2.1 Totals for practitioners with general registration as Nurse and/or Midwife

| Division | ACT | NSW | NT | QLD | SA | TAS | VIC | WA | No PPP | Total |
|------------------------------|-------|--------|-------|--------|--------|-------|--------|--------|--------|----------------|
| Enrolled Nurse (EN) | 990 | 15,876 | 479 | 16,191 | 8,992 | 1,916 | 23,664 | 6,758 | 87 | 74,953 |
| Registered Nurse (RN) | 6,258 | 98,989 | 4,260 | 72,806 | 26,692 | 8,562 | 88,238 | 35,367 | 11,292 | 352,464 |
| EN & RN | 144 | 1,742 | 94 | 2,214 | 1,080 | 99 | 3,729 | 963 | 34 | 10,099 |
| Midwife | 225 | 1,731 | 111 | 1,648 | 831 | 62 | 1,655 | 501 | 188 | 6,952 |
| Nurse (EN & RN) and Midwife* | 499 | 7,966 | 519 | 6,175 | 1,920 | 691 | 8,187 | 3,105 | 220 | 29,282 |

* Practitioners with a Nurse and Midwife registration may hold registration as an EN and Midwife, RN and Midwife, or EN and RN and Midwife.

Table 2.2 Percentage of general registration by principal place of practice



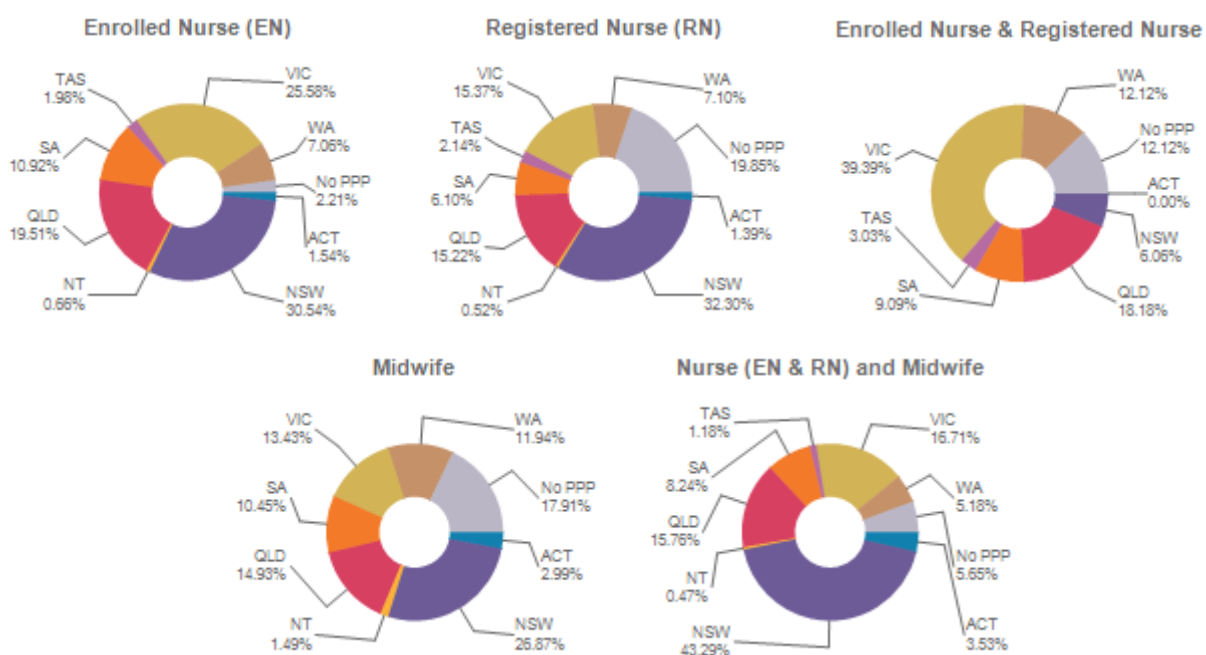
Non-practising registration

Table 3.1 Totals for practitioners with non-practising registration as Nurse and/or Midwife

| Division | ACT | NSW | NT | QLD | SA | TAS | VIC | WA | No PPP | Total |
|------------------------------|-----|-------|----|-----|-----|-----|-----|-----|--------|--------------|
| Enrolled Nurse (EN) | 14 | 277 | 6 | 177 | 99 | 18 | 232 | 64 | 20 | 907 |
| Registered Nurse (RN) | 56 | 1,297 | 21 | 611 | 245 | 86 | 617 | 285 | 797 | 4,015 |
| EN & RN | | 2 | | 6 | 3 | 1 | 13 | 4 | 4 | 33 |
| Midwife | 2 | 18 | 1 | 10 | 7 | | 9 | 8 | 12 | 67 |
| Nurse (EN & RN) and Midwife* | 15 | 184 | 2 | 67 | 35 | 5 | 71 | 22 | 24 | 425 |

* Practitioners with a Nurse and Midwife registration may hold registration as an EN and Midwife, RN and Midwife, or EN and RN and Midwife.

Table 3.2 Percentage of non-practising registration by principal place of practice



Provisional registration

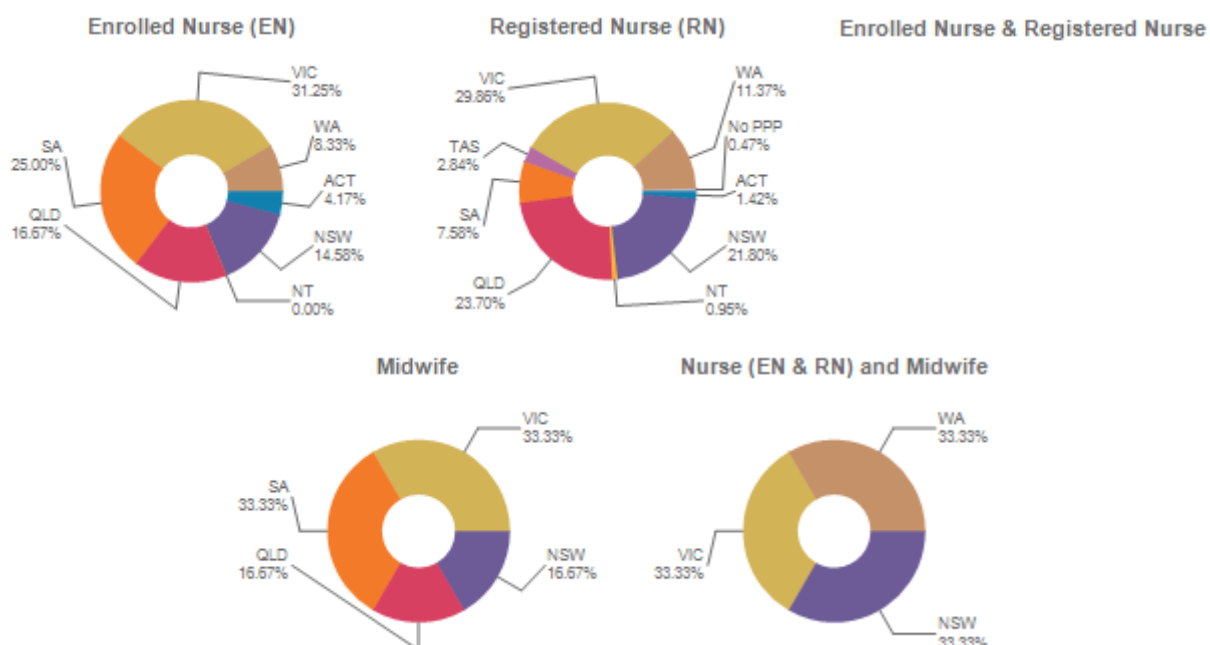
Provisional registration is a registration type used by the NMBA for registered nurses, enrolled nurses and/or midwives who want to return to the register after an absence from practice. Provisional registration enables a registered nurse, enrolled nurse and/or midwife to complete a period of supervised practice or a NMBA-approved re-entry to practice program to be eligible for general registration.

Table 4.1 Totals for practitioners with provisional registration as Nurse and/or Midwife

| Division | ACT | NSW | NT | QLD | SA | TAS | VIC | WA | No PPP | Total |
|------------------------------|-----|-----|----|-----|----|-----|-----|----|--------|------------|
| Enrolled Nurse (EN) | 4 | 14 | | 16 | 24 | | 30 | 8 | | 96 |
| Registered Nurse (RN) | 3 | 46 | 2 | 50 | 16 | 6 | 63 | 24 | 1 | 211 |
| EN & RN | | | | | | | | | | 0 |
| Midwife | | 1 | | 1 | 2 | | 2 | | | 6 |
| Nurse (EN & RN) and Midwife* | | 2 | | | | | 2 | 2 | | 6 |

* Practitioners with a Nurse and Midwife registration may hold registration as an EN and Midwife, RN and Midwife, or EN and RN and Midwife.

Table 4.2 Percentage of provisional registration by principal place of practice



Endorsements by type

The NMBA endorsements for registered nurses are:

- Nurse Practitioner
- Registered Nurse - scheduled medicines (rural and isolated practice)

The NMBA endorsements for midwives are:

- Midwife – scheduled medicines
- Midwife Practitioner – refer [Position-Statement Midwife Practitioners \(7 April 2011\)](#)

Table 5.1 Registered Nurse and Midwife - Endorsements by principal place of practice

| Profession | Endorsement | ACT | NSW | NT | QLD | SA | TAS | VIC | WA | No PPP | Total |
|--------------|---|-----------|------------|-----------|--------------|------------|-----------|--------------|------------|-----------|--------------|
| Nurse | Nurse Practitioner | 57 | 537 | 33 | 592 | 191 | 48 | 561 | 285 | 28 | 2,332 |
| | Scheduled Medicines - Rural and isolated practice | 4 | 46 | 23 | 884 | 12 | 14 | 292 | 34 | 10 | 1,319 |
| Midwife | Midwife practitioner | | 1 | | | | | | | | 1 |
| | Scheduled Medicines* | 14 | 135 | 9 | 270 | 62 | 18 | 149 | 138 | | 795 |
| Total | | 75 | 719 | 65 | 1,746 | 265 | 80 | 1,002 | 457 | 38 | 4,447 |

* The above numbers under 'Midwife - Scheduled Medicines' reflect those midwives who have met the NMBA Registration standard for endorsement for scheduled medicines for midwives.

Notations

Registered nurses with a sole qualification in mental health nursing or paediatric nursing or disability nursing - rather than a qualification in general nursing - are identified on the national register with a notation, which states: Solely qualified in the area of Disability Nursing / Mental Health Nursing / Paediatric Nursing.

Table 6.1 Registered Nurse notations

| Notation | ACT | NSW | NT | QLD | SA | TAS | VIC | WA | No PPP | Total |
|-----------------------|----------|------------|-----------|------------|------------|-----------|------------|--------------|------------|--------------|
| Disability Nursing | | 50 | 2 | 15 | 5 | 1 | 28 | 30 | 28 | 159 |
| Mental Health nursing | 7 | 324 | 34 | 244 | 219 | 19 | 426 | 1,039 | 178 | 2,490 |
| Paediatric Nursing | 2 | 174 | 4 | 146 | 20 | 1 | 105 | 166 | 83 | 701 |
| Total | 9 | 548 | 40 | 405 | 244 | 21 | 559 | 1,235 | 289 | 3,350 |

Midwife notations

Note: All midwives who held the Eligible Midwife notation either now hold the Midwife Scheduled Medicines endorsement or have determined they no longer require the Eligible Midwife notation.

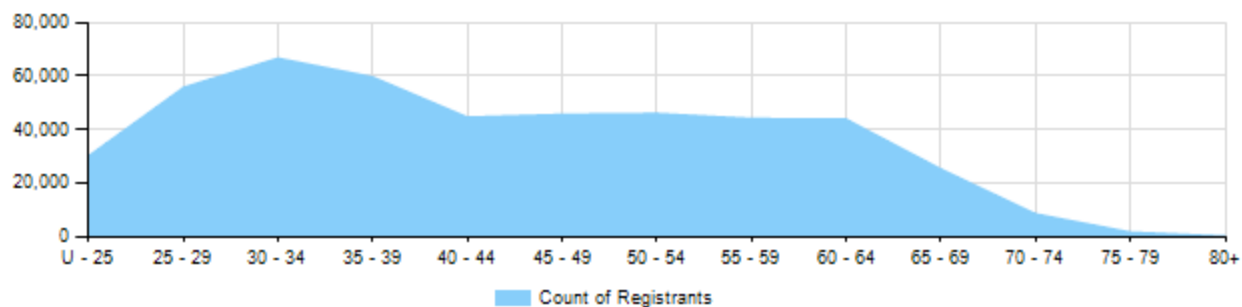
Age group

General registration

Table 7.1 General registration by age group

| Age group | Nurse | | | Nurse and Midwife | | | Midwife | Total | % age bracket |
|--------------|---------------|----------------|---------------|-------------------|---------------|-----------|--------------|----------------|---------------|
| | EN | RN | EN & RN | EN | RN | EN & RN | | | |
| U - 25 | 7,897 | 20,371 | 790 | 2 | 655 | 1 | 644 | 30,360 | 6.4% |
| 25 - 29 | 8,445 | 42,361 | 1,800 | 20 | 2,076 | 17 | 1,102 | 55,821 | 11.8% |
| 30 - 34 | 7,697 | 53,426 | 1,947 | 26 | 2,368 | 20 | 1,233 | 66,717 | 14.1% |
| 35 - 39 | 7,025 | 47,748 | 1,639 | 17 | 2,235 | 16 | 1,041 | 59,721 | 12.6% |
| 40 - 44 | 5,759 | 34,994 | 1,120 | 14 | 1,958 | 11 | 861 | 44,717 | 9.4% |
| 45 - 49 | 6,342 | 35,310 | 961 | 17 | 2,382 | 8 | 739 | 45,759 | 9.7% |
| 50 - 54 | 7,749 | 33,897 | 756 | 17 | 3,070 | 7 | 576 | 46,072 | 9.7% |
| 55 - 59 | 8,742 | 30,055 | 608 | 7 | 4,456 | 5 | 358 | 44,231 | 9.3% |
| 60 - 64 | 9,051 | 29,045 | 334 | | 5,327 | 2 | 232 | 43,991 | 9.3% |
| 65 - 69 | 4,713 | 17,317 | 115 | 1 | 3,153 | 2 | 112 | 25,413 | 5.4% |
| 70 - 74 | 1,287 | 6,214 | 27 | | 1,111 | | 45 | 8,684 | 1.8% |
| 75 - 79 | 217 | 1,416 | 2 | | 241 | | 8 | 1,884 | 0.4% |
| 80+ | 29 | 310 | | | 40 | | 1 | 380 | <0.1% |
| Total | 74,953 | 352,464 | 10,099 | 121 | 29,072 | 89 | 6,952 | 473,750 | 100.0% |

Table 7.2 General registration by age group

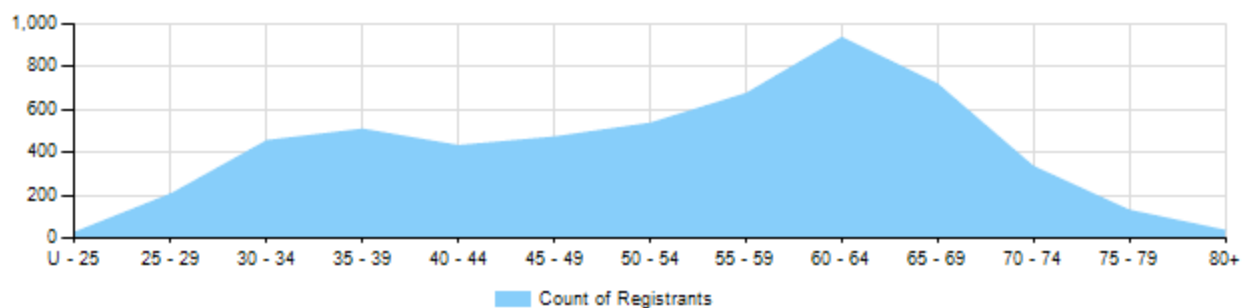


Non-practising registration

Table 8.1 Non-practising registration by age group

| Age group | Nurse | | | Nurse and Midwife | | | Midwife | Total | % age bracket |
|--------------|------------|--------------|-----------|-------------------|------------|----------|-----------|--------------|---------------|
| | EN | RN | EN & RN | EN | RN | EN & RN | | | |
| U - 25 | 14 | 12 | | | | | 1 | 27 | 0.5% |
| 25 - 29 | 36 | 158 | 2 | | 6 | | 3 | 205 | 3.8% |
| 30 - 34 | 64 | 367 | 5 | | 4 | | 13 | 453 | 8.3% |
| 35 - 39 | 73 | 403 | 6 | 1 | 14 | | 10 | 507 | 9.3% |
| 40 - 44 | 52 | 361 | 1 | | 6 | | 10 | 430 | 7.9% |
| 45 - 49 | 79 | 356 | 3 | | 23 | | 9 | 470 | 8.6% |
| 50 - 54 | 98 | 402 | 1 | | 31 | | 2 | 534 | 9.8% |
| 55 - 59 | 173 | 439 | 4 | | 47 | | 10 | 673 | 12.4% |
| 60 - 64 | 183 | 641 | 8 | | 97 | | 5 | 934 | 17.1% |
| 65 - 69 | 96 | 514 | 3 | | 100 | | 4 | 717 | 13.2% |
| 70 - 74 | 32 | 245 | | | 56 | | | 333 | 6.1% |
| 75 - 79 | 6 | 95 | | | 28 | | | 129 | 2.4% |
| 80+ | 1 | 22 | | | 12 | | | 35 | 0.6% |
| Total | 907 | 4,015 | 33 | 1 | 424 | 0 | 67 | 5,447 | 100.0% |

Table 8.2 Non-practising registration by age group



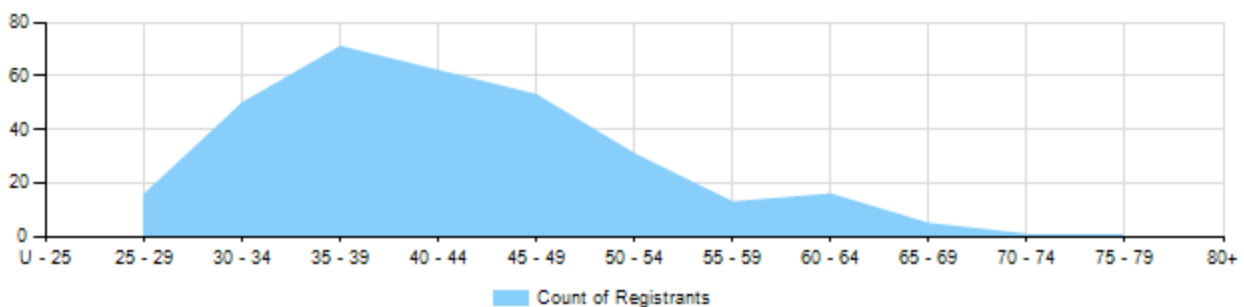
Provisional registration

Provisional registration is a registration type used by the NMBA for registered nurses, enrolled nurses and/or midwives who want to return to the register after an absence from practice. Provisional registration enables a registered nurse, enrolled nurse and/or midwife to complete a period of supervised practice or a NMBA-approved re-entry to practice program to be eligible for general registration.

Table 9.1 Provisional registration by age group

| Age group | Nurse | | | Nurse and Midwife | Midwife | Total | % age bracket |
|--------------|-----------|------------|----------|-------------------|----------|------------|---------------|
| | EN | RN | EN & RN | RN | | | |
| U - 25 | | | | | | 0 | 0.0% |
| 25 - 29 | 12 | 3 | | | 1 | 16 | 5.0% |
| 30 - 34 | 13 | 35 | | | 2 | 50 | 15.7% |
| 35 - 39 | 22 | 46 | | 2 | 1 | 71 | 22.3% |
| 40 - 44 | 18 | 41 | | 2 | 1 | 62 | 19.4% |
| 45 - 49 | 10 | 41 | | 1 | 1 | 53 | 16.6% |
| 50 - 54 | 9 | 22 | | | | 31 | 9.7% |
| 55 - 59 | 5 | 7 | | 1 | | 13 | 4.1% |
| 60 - 64 | 6 | 10 | | | | 16 | 5.0% |
| 65 - 69 | 1 | 4 | | | | 5 | 1.6% |
| 70 - 74 | | 1 | | | | 1 | 0.3% |
| 75 - 79 | | 1 | | | | 1 | 0.3% |
| 80+ | | | | | | 0 | 0.0% |
| Total | 96 | 211 | 0 | 6 | 6 | 319 | 100.0% |

Table 9.2 Provisional registration by age group



Gender

General registration

Table 10.1 General registration by gender

| Profession | Gender | Divisions | ACT | NSW | NT | QLD | SA | TAS | VIC | WA | No PPP | Total | |
|--|---|-----------------------|--------------|----------------|----------------|---------------|---------------|---------------|----------------|----------------|---------------|----------------|----------------|
| Nurse | Female | Enrolled Nurse (EN) | 874 | 13,938 | 396 | 14,496 | 8,013 | 1,710 | 21,294 | 6,138 | 76 | 66,935 | |
| | | Registered Nurse (RN) | 5,394 | 85,471 | 3,567 | 63,832 | 23,374 | 7,484 | 77,686 | 31,834 | 9,519 | 308,161 | |
| | | EN & RN | 114 | 1,486 | 81 | 1,922 | 889 | 89 | 3,163 | 864 | 31 | 8,639 | |
| | Total Female General Nurse | | | 6,382 | 100,895 | 4,044 | 80,250 | 32,276 | 9,283 | 102,143 | 38,836 | 9,626 | 383,735 |
| | Male | Enrolled Nurse (EN) | 116 | 1,937 | 83 | 1,695 | 979 | 206 | 2,370 | 618 | 11 | 8,015 | |
| | | Registered Nurse (RN) | 863 | 13,515 | 693 | 8,969 | 3,318 | 1,076 | 10,548 | 3,531 | 1,770 | 44,283 | |
| | | EN & RN | 30 | 256 | 13 | 292 | 191 | 10 | 566 | 99 | 3 | 1,460 | |
| | Total Male General Nurse | | | 1,009 | 15,708 | 789 | 10,956 | 4,488 | 1,292 | 13,484 | 4,248 | 1,784 | 53,758 |
| | Not stated or Intersex or Indeterminate | Enrolled Nurse (EN) | | 1 | | | | | | 2 | | 3 | |
| | | Registered Nurse (RN) | 1 | 3 | | 5 | | 2 | 4 | 2 | 3 | 20 | |
| Total Not stated or Intersex or Indeterminate General Nurse | | | 1 | 4 | 0 | 5 | 0 | 2 | 4 | 4 | 3 | 23 | |
| Total General Nurse | | | 7,392 | 116,607 | 4,833 | 91,211 | 36,764 | 10,577 | 115,631 | 43,088 | 11,413 | 437,516 | |
| Nurse and Midwife | Female | EN & Midwife | 1 | 21 | 3 | 37 | 14 | | 38 | 5 | | 119 | |
| | | RN & Midwife | 485 | 7,742 | 479 | 6,041 | 1,864 | 675 | 8,032 | 3,040 | 216 | 28,574 | |
| | | EN & RN & Midwife | 1 | 20 | 2 | 7 | 3 | 2 | 37 | 16 | | 88 | |
| | Total Female General Nurse and Midwife | | | 487 | 7,783 | 484 | 6,085 | 1,881 | 677 | 8,107 | 3,061 | 216 | 28,781 |
| | Male | EN & Midwife | | | 1 | 1 | | | | | | | 2 |
| | | RN & Midwife | 12 | 182 | 34 | 89 | 39 | 14 | 80 | 44 | 4 | 498 | |
| | | EN & RN & Midwife | | 1 | | | | | | | | 1 | |
| Total Male General Nurse and Midwife | | | 12 | 183 | 35 | 90 | 39 | 14 | 80 | 44 | 4 | 501 | |
| Total General Nurse and Midwife | | | 499 | 7,966 | 519 | 6,175 | 1,920 | 691 | 8,187 | 3,105 | 220 | 29,282 | |

Table 10.1 (continued from page 14)

| Profession | Gender | Divisions | ACT | NSW | NT | QLD | SA | TAS | VIC | WA | No PPP | Total |
|------------------------------|--------|-----------|--------------|----------------|--------------|---------------|---------------|---------------|----------------|---------------|---------------|----------------|
| Midwife | Female | | 225 | 1,726 | 110 | 1,645 | 828 | 60 | 1,650 | 500 | 188 | 6,932 |
| | Male | | | 5 | 1 | 3 | 3 | 2 | 5 | 1 | | 20 |
| Total General Midwife | | | 225 | 1,731 | 111 | 1,648 | 831 | 62 | 1,655 | 501 | 188 | 6,952 |
| Total | | | 8,116 | 126,304 | 5,463 | 99,034 | 39,515 | 11,330 | 125,473 | 46,694 | 11,821 | 473,750 |

* Practitioners with a Nurse and Midwife registration may hold registration as an EN and Midwife, RN and Midwife, or EN and RN and Midwife.

Table 10.2 Total general registration by gender

| Gender | ACT | NSW | NT | QLD | SA | TAS | VIC | WA | No PPP | Total |
|---|-------|---------|-------|--------|--------|--------|---------|--------|--------|---------|
| Female | 7,094 | 110,404 | 4,638 | 87,980 | 34,985 | 10,020 | 111,900 | 42,397 | 10,030 | 419,448 |
| Male | 1,021 | 15,896 | 825 | 11,049 | 4,530 | 1,308 | 13,569 | 4,293 | 1,788 | 54,279 |
| Not stated or Intersex or Indeterminate | 1 | 4 | | 5 | | 2 | 4 | 4 | 3 | 23 |

Table 10.3 Total general registration by gender percentages

| Gender | ACT | NSW | NT | QLD | SA | TAS | VIC | WA | No PPP | Total |
|---|-------|-------|-------|-------|-------|-------|-------|-------|--------|-------|
| Female | 87.4% | 87.4% | 84.9% | 88.8% | 88.5% | 88.4% | 89.2% | 90.8% | 84.8% | 88.5% |
| Male | 12.6% | 12.6% | 15.1% | 11.2% | 11.5% | 11.5% | 10.8% | 9.2% | 15.1% | 11.5% |
| Not stated or Intersex or Indeterminate | <0.1% | <0.1% | | <0.1% | | <0.1% | <0.1% | <0.1% | <0.1% | <0.1% |

Non-practising registration

Table 11.1 Non-practising registration by gender

| Profession | Gender | Divisions | ACT | NSW | NT | QLD | SA | TAS | VIC | WA | No PPP | Total | |
|--|--|--|--------------|--------------|--------------|------------|------------|------------|------------|------------|------------|--------------|--------------|
| Nurse | Female | Enrolled Nurse (EN) | 14 | 251 | 6 | 167 | 95 | 17 | 218 | 61 | 18 | 847 | |
| | | Registered Nurse (RN) | 48 | 1,150 | 17 | 566 | 207 | 74 | 551 | 264 | 650 | 3,527 | |
| | | EN & RN | | 1 | | 6 | 3 | 1 | 11 | 4 | 4 | 30 | |
| | | Total Female Non-practising Nurse | 62 | 1,402 | 23 | 739 | 305 | 92 | 780 | 329 | 672 | 4,404 | |
| | Male | Enrolled Nurse (EN) | | 26 | | 10 | 4 | 1 | 14 | 3 | 2 | 60 | |
| | | Registered Nurse (RN) | 8 | 147 | 4 | 45 | 38 | 12 | 66 | 21 | 147 | 488 | |
| | | EN & RN | | 1 | | | | | 2 | | | 3 | |
| | Total Male Non-practising Nurse | 8 | 174 | 4 | 55 | 42 | 13 | 82 | 24 | 149 | 551 | | |
| | Total Non-practising Nurse | | | 70 | 1,576 | 27 | 794 | 347 | 105 | 862 | 353 | 821 | 4,955 |
| | Nurse and Midwife | Female | EN & Midwife | | | | | | | 1 | | | 1 |
| RN & Midwife | | | 15 | 179 | 2 | 64 | 34 | 5 | 70 | 22 | 24 | 415 | |
| Total Female Non-practising Nurse and Midwife | | | 15 | 179 | 2 | 64 | 34 | 5 | 71 | 22 | 24 | 416 | |
| Male | | RN & Midwife | | 5 | | 3 | 1 | | | | | 9 | |
| Total Non-practising Nurse and Midwife | | | 15 | 184 | 2 | 67 | 35 | 5 | 71 | 22 | 24 | 425 | |
| Midwife | Female | | 2 | 18 | 1 | 10 | 7 | | 9 | 8 | 12 | 67 | |
| Total Non-practising Midwife | | | 2 | 18 | 1 | 10 | 7 | 0 | 9 | 8 | 12 | 67 | |
| Total | | | 87 | 1,778 | 30 | 871 | 389 | 110 | 942 | 383 | 857 | 5,447 | |

Table 11.2 Total non-practising registration by gender

| Gender | ACT | NSW | NT | QLD | SA | TAS | VIC | WA | No PPP | Total |
|--------|-----|-------|----|-----|-----|-----|-----|-----|--------|--------------|
| Female | 79 | 1,599 | 26 | 813 | 346 | 97 | 860 | 359 | 708 | 4,887 |
| Male | 8 | 179 | 4 | 58 | 43 | 13 | 82 | 24 | 149 | 560 |

Table 11.3 Total non-practising registration by gender percentages

| Gender | ACT | NSW | NT | QLD | SA | TAS | VIC | WA | No PPP | Total |
|--------|-------|-------|-------|-------|-------|-------|-------|-------|--------|--------------|
| Female | 90.8% | 89.9% | 86.7% | 93.3% | 88.9% | 88.2% | 91.3% | 93.7% | 82.6% | 89.7% |
| Male | 9.2% | 10.1% | 13.3% | 6.7% | 11.1% | 11.8% | 8.7% | 6.3% | 17.4% | 10.3% |

Provisional Registration

Provisional registration is a registration type used by the NMBA for registered nurses, enrolled nurses and/or midwives who want to return to the register after an absence from practice. Provisional registration enables a registered nurse, enrolled nurse and/or midwife to complete a period of supervised practice or a NMBA-approved re-entry to practice program to be eligible for general registration.

Table 12.1 Provisional registration by gender

| Profession | Gender | Divisions | ACT | NSW | NT | QLD | SA | TAS | VIC | WA | No PPP | Total |
|--|---------------------------------------|-----------------------|----------|-----------|----------|-----------|-----------|----------|-----------|-----------|----------|------------|
| Nurse | Female | Enrolled Nurse (EN) | 4 | 13 | | 15 | 21 | | 28 | 8 | | 89 |
| | | Registered Nurse (RN) | 3 | 39 | 2 | 42 | 12 | 5 | 57 | 22 | 1 | 183 |
| | Total Female Provisional Nurse | | 7 | 52 | 2 | 57 | 33 | 5 | 85 | 30 | 1 | 272 |
| | Male | Enrolled Nurse (EN) | | 1 | | 1 | 3 | | 2 | | | 7 |
| | | Registered Nurse (RN) | | 7 | | 8 | 4 | 1 | 6 | 2 | | 28 |
| | Total Male Provisional Nurse | | 0 | 8 | 0 | 9 | 7 | 1 | 8 | 2 | 0 | 35 |
| Total Provisional Nurse | | | 7 | 60 | 2 | 66 | 40 | 6 | 93 | 32 | 1 | 307 |
| Nurse and Midwife | Female | RN & Midwife | | 2 | | | | | 2 | 2 | | 6 |
| Total Provisional Nurse and Midwife | | | 0 | 2 | 0 | 0 | 0 | 0 | 2 | 2 | 0 | 6 |
| Midwife | Female | | | 1 | | 1 | 2 | | 2 | | | 6 |
| Total Provisional Midwife | | | 0 | 1 | 0 | 1 | 2 | 0 | 2 | 0 | 0 | 6 |
| Total | | | 7 | 63 | 2 | 67 | 42 | 6 | 97 | 34 | 1 | 319 |

Table 12.2 Total provisional registration by gender

| Gender | ACT | NSW | NT | QLD | SA | TAS | VIC | WA | No PPP | Total |
|--------|-----|-----|----|-----|----|-----|-----|----|--------|------------|
| Female | 7 | 55 | 2 | 58 | 35 | 5 | 89 | 32 | 1 | 284 |
| Male | | 8 | | 9 | 7 | 1 | 8 | 2 | | 35 |

Table 12.3 Total provisional registration by gender percentages

| Gender | ACT | NSW | NT | QLD | SA | TAS | VIC | WA | No PPP | Total |
|--------|--------|-------|--------|-------|-------|-------|-------|-------|--------|--------------|
| Female | 100.0% | 87.3% | 100.0% | 86.6% | 83.3% | 83.3% | 91.8% | 94.1% | 100.0% | 89.0% |
| Male | | 12.7% | | 13.4% | 16.7% | 16.7% | 8.2% | 5.9% | | 11.0% |