

# Nursing and Midwifery Board of Australia

## Registrant data

---

Reporting period: 01 April 2021 to 30 June 2021



**Nursing and  
Midwifery Board**  
Ahpra

## Table of contents

Introduction.....	3
Principal place of practice.....	4
<b>Registration type</b> .....	4
<b>General registration</b> .....	6
<b>Non-practising registration</b> .....	7
<b>Provisional registration</b> .....	8
<b>Endorsments</b> .....	9
<b>Notations</b> .....	10
Age group.....	11
<b>General registration</b> .....	11
<b>Non-practising registration</b> .....	12
<b>Provisional registration</b> .....	13
Gender.....	14
<b>General registration</b> .....	14
<b>Non-practising registration</b> .....	16
<b>Provisional registration</b> .....	18

## Introduction

This report contains registration information about nurses and midwives registered with the Nursing and Midwifery Board of Australia (NMBA).

The functions of the NMBA are defined under the [National Law](#), and include:

- Registering nurses, midwives and students of nursing and midwifery
- Determining national registration requirements
- Developing professional codes, standards, guidelines and position statements to guide the practice of nurses and midwives
- Managing notifications, investigations and panel hearings
- Overseeing the assessment of internationally qualified nurses and midwives who wish to register in Australia
- Approving national accreditation standards and accredited programs of study leading to registration and endorsement
- Delegating to state and territory boards and committees of the NMBA, and Ahpra staff, the power to determine individual applications for registration and notification of a nurse's or midwife's health, performance and/or conduct, and a student's health or criminal history

*\*Co-regulatory models apply in New South Wales (NSW) and Queensland (QLD). In NSW, notifications are managed separately by the Nursing and Midwifery Council of NSW; the NSW Board of the NMBA only manages registration matters. In QLD, notifications are received by the Office of the Health Ombudsman (OHO), who determines which notifications should be managed by the NMBA.*

The NMBA's functions are supported by the [Australian Health Practitioner Regulation Agency](#) (Ahpra). For information about legislation governing the NMBA and Ahpra, see [Ahpra's Legislation & Publications](#) at [www.ahpra.gov.au/Legislation-and-Publications.aspx](http://www.ahpra.gov.au/Legislation-and-Publications.aspx)

Ahpra has analysed the NMBA's registration data and produced a number of statistical tables<sup>1</sup> about registrants to share with the professions and community. This report is updated on a quarterly basis.

In April 2020, Ahpra and National Boards established a temporary pandemic response sub-register for up to 12 months to help fast track the return to the workforce of experienced and qualified health practitioners to assist with the COVID-19 pandemic. In early April 2021, the Commonwealth Health Minister requested that nurses and midwives (as well as and pharmacists, medical practitioners and Aboriginal and Torres Strait Islander health practitioners) be extended to stay on the sub-register for up to 12 months to help with the COVID-19 vaccination program only. These nurses and midwives are included in these statistics. Please see the [COVID-19](#) page on Ahpra's website for more info.

For more information on nursing and midwifery registration, please see the NMBA's website: [www.nursingmidwiferyboard.gov.au/Registration-and-Endorsement.aspx](http://www.nursingmidwiferyboard.gov.au/Registration-and-Endorsement.aspx)

<sup>1</sup> Note that the data for dual registration in the tables and diagrams includes where a nurse or a midwife may be non-practising in one category, for example enrolled nurse (non-practising) & registered nurse (practising) or nurse (non-practising) & midwife (practising).

## Principal place of practice

### Registration type

**Table 1.1 Registration type by principal place of practice\***

Profession	Registration types	Divisions	ACT	NSW	NT	QLD	SA	TAS	VIC	WA	No PPP	Total	
Nurse	General	Enrolled Nurse (EN)	931	15,290	479	15,598	8,803	1,847	22,708	6,449	89	72,194	
		Registered Nurse (RN)	6,044	95,634	4,146	69,180	25,559	8,338	85,091	33,758	10,617	338,367	
		EN & RN	121	1,832	80	2,124	997	115	3,763	921	39	9,992	
	<b>Total General Nurse</b>		<b>7,096</b>	<b>112,756</b>	<b>4,705</b>	<b>86,902</b>	<b>35,359</b>	<b>10,300</b>	<b>111,562</b>	<b>41,128</b>	<b>10,745</b>	<b>420,553</b>	
	Non-practising	Enrolled Nurse (EN)	24	455	15	393	190	31	483	155	23	1,769	
		Registered Nurse (RN)	118	2,073	40	1,158	441	142	1,210	503	861	6,546	
		EN & RN	1	5		12	6	2	20	6	5	57	
	<b>Total Non-practising Nurse</b>		<b>143</b>	<b>2,533</b>	<b>55</b>	<b>1,563</b>	<b>637</b>	<b>175</b>	<b>1,713</b>	<b>664</b>	<b>889</b>	<b>8,372</b>	
	Provisional	Enrolled Nurse (EN)	4	17	1	18	18		27	11		96	
		Registered Nurse (RN)	3	47	2	61	26	5	64	27	1	236	
		EN & RN					1					1	
	<b>Total Provisional Nurse</b>		<b>7</b>	<b>64</b>	<b>3</b>	<b>79</b>	<b>45</b>	<b>5</b>	<b>91</b>	<b>38</b>	<b>1</b>	<b>333</b>	
	<b>Total Nurse</b>			<b>7,246</b>	<b>115,353</b>	<b>4,763</b>	<b>88,544</b>	<b>36,041</b>	<b>10,480</b>	<b>113,366</b>	<b>41,830</b>	<b>11,635</b>	<b>429,258</b>

Table 1.1 (continued from page 4)

Profession	Registration types	Divisions	ACT	NSW	NT	QLD	SA	TAS	VIC	WA	No PPP	Total	
Nurse and Midwife	General	EN & Midwife	1	20	4	33	14		40	5		117	
		RN & Midwife	487	7,819	509	5,926	1,863	658	7,906	2,985	232	28,385	
		EN & RN & Midwife	1	22	2	5	4	2	39	15		90	
	<b>Total General Nurse and Midwife</b>		<b>489</b>	<b>7,861</b>	<b>515</b>	<b>5,964</b>	<b>1,881</b>	<b>660</b>	<b>7,985</b>	<b>3,005</b>	<b>232</b>	<b>28,592</b>	
	Non-practising	EN & Midwife							1				1
		RN & Midwife	23	260	3	114	51	11	114	47	27		650
		EN & RN & Midwife				1							1
	<b>Total Non-practising Nurse and Midwife</b>		<b>23</b>	<b>260</b>	<b>3</b>	<b>115</b>	<b>51</b>	<b>11</b>	<b>115</b>	<b>47</b>	<b>27</b>		<b>652</b>
	Provisional	RN & Midwife		2						2			4
	<b>Total Provisional Nurse and Midwife</b>		<b>0</b>	<b>2</b>	<b>0</b>	<b>0</b>	<b>0</b>	<b>0</b>	<b>0</b>	<b>0</b>	<b>2</b>	<b>0</b>	<b>4</b>
<b>Total Nurse and Midwife</b>			<b>512</b>	<b>8,123</b>	<b>518</b>	<b>6,079</b>	<b>1,932</b>	<b>671</b>	<b>8,100</b>	<b>3,054</b>	<b>259</b>	<b>29,248</b>	
Midwife	General		215	1,648	102	1,513	806	69	1,620	508	175	6,656	
	Non-practising		3	28	2	26	12		28	10	15	124	
	Provisional			1		1	1		2			5	
<b>Total Midwife</b>			<b>218</b>	<b>1,677</b>	<b>104</b>	<b>1,540</b>	<b>819</b>	<b>69</b>	<b>1,650</b>	<b>518</b>	<b>190</b>	<b>6,785</b>	
<b>Total</b>			<b>7,976</b>	<b>125,153</b>	<b>5,385</b>	<b>96,163</b>	<b>38,792</b>	<b>11,220</b>	<b>123,116</b>	<b>45,402</b>	<b>12,084</b>	<b>465,291</b>	

\* The Nursing and Midwifery Board introduced Provisional Registration for Nurses and Midwives in September 2015.

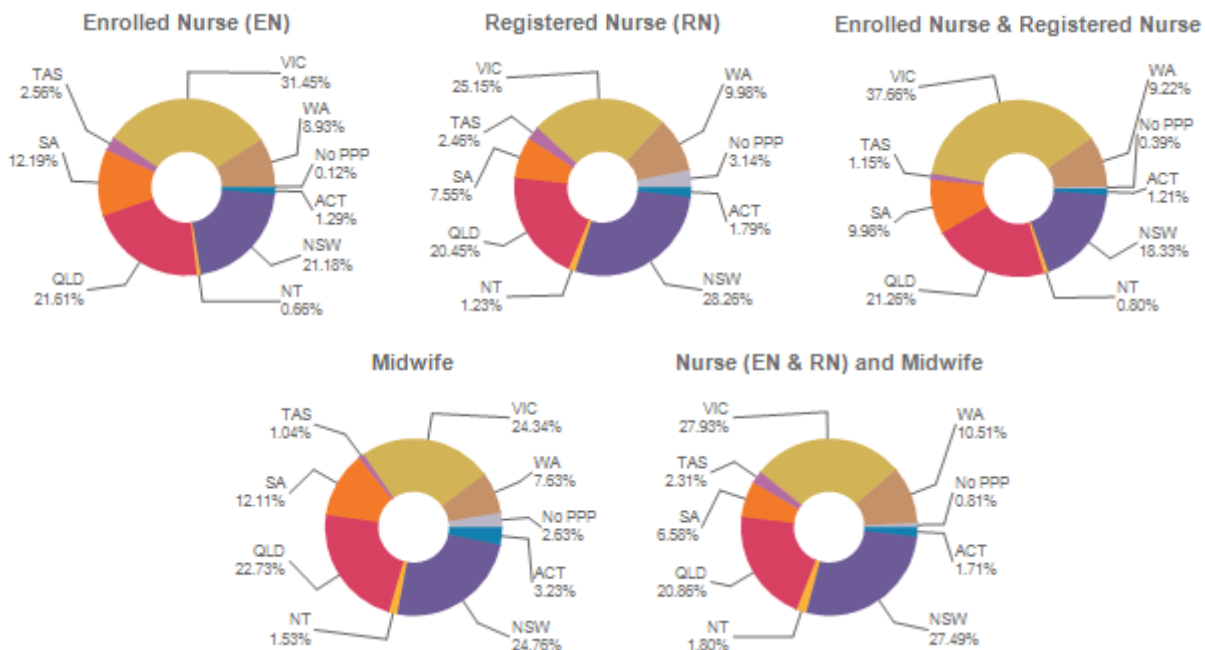
## General registration

**Table 2.1 Totals for practitioners with general registration as Nurse and/or Midwife**

Division	ACT	NSW	NT	QLD	SA	TAS	VIC	WA	No PPP	Total
Enrolled Nurse (EN)	931	15,290	479	15,598	8,803	1,847	22,708	6,449	89	<b>72,194</b>
Registered Nurse (RN)	6,044	95,634	4,146	69,180	25,559	8,338	85,091	33,758	10,617	<b>338,367</b>
EN & RN	121	1,832	80	2,124	997	115	3,763	921	39	<b>9,992</b>
Midwife	215	1,648	102	1,513	806	69	1,620	508	175	<b>6,656</b>
Nurse (EN & RN) and Midwife*	489	7,861	515	5,964	1,881	660	7,985	3,005	232	<b>28,592</b>

\* Practitioners with a Nurse and Midwife registration may hold registration as an EN and Midwife, RN and Midwife, or EN and RN and Midwife.

**Table 2.2 Percentage of general registration by principal place of practice**



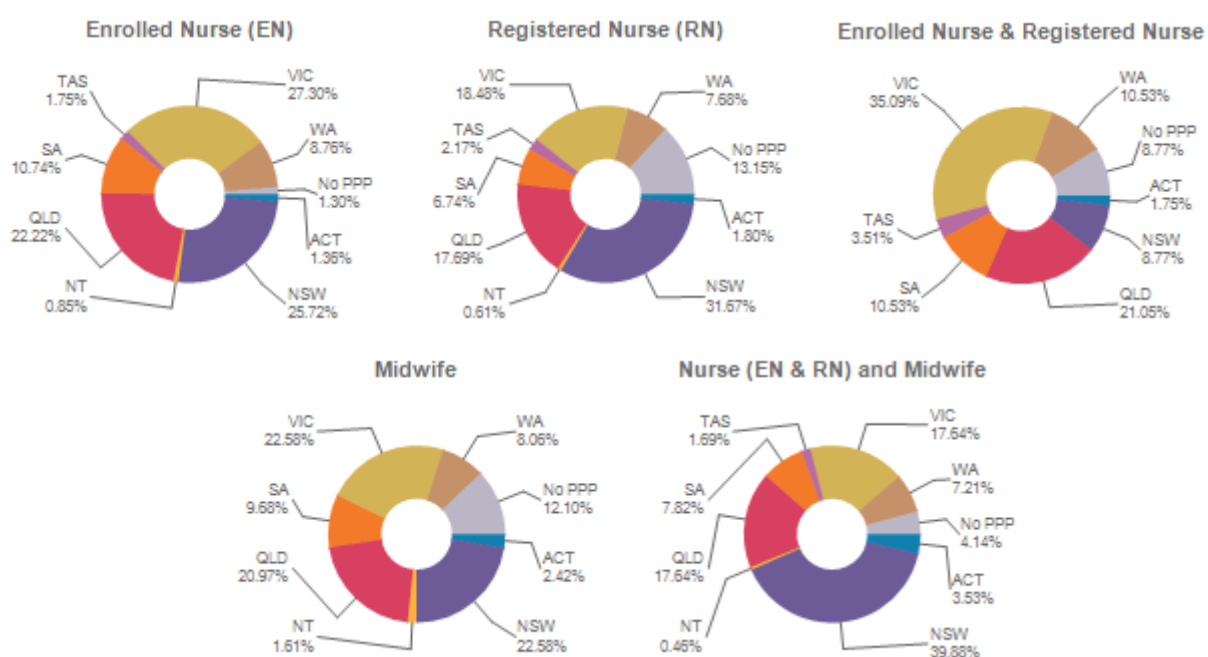
## Non-practising registration

**Table 3.1 Totals for practitioners with non-practising registration as Nurse and/or Midwife**

Division	ACT	NSW	NT	QLD	SA	TAS	VIC	WA	No PPP	Total
Enrolled Nurse (EN)	24	455	15	393	190	31	483	155	23	<b>1,769</b>
Registered Nurse (RN)	118	2,073	40	1,158	441	142	1,210	503	861	<b>6,546</b>
EN & RN	1	5		12	6	2	20	6	5	<b>57</b>
Midwife	3	28	2	26	12		28	10	15	<b>124</b>
Nurse (EN & RN) and Midwife*	23	260	3	115	51	11	115	47	27	<b>652</b>

\* Practitioners with a Nurse and Midwife registration may hold registration as an EN and Midwife, RN and Midwife, or EN and RN and Midwife.

**Table 3.2 Percentage of non-practising registration by principal place of practice**



## Provisional registration

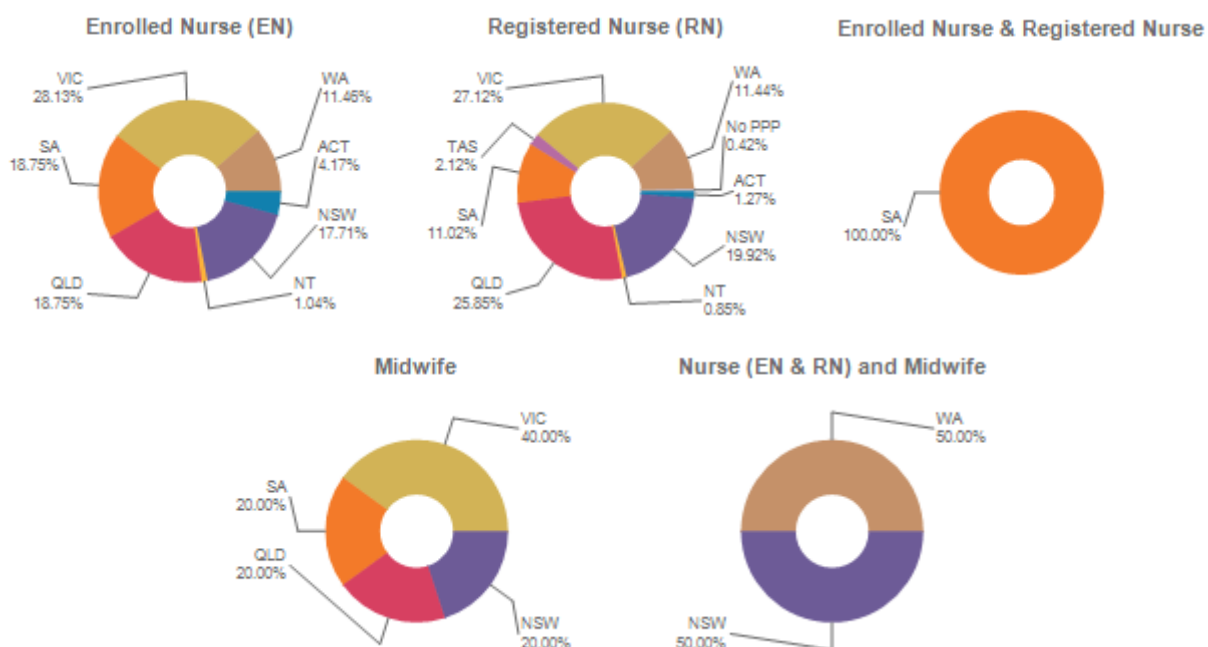
Provisional registration is a registration type used by the NMBA for registered nurses, enrolled nurses and/or midwives who want to return to the register after an absence from practice. Provisional registration enables a registered nurse, enrolled nurse and/or midwife to complete a period of supervised practice or a NMBA-approved re-entry to practice program to be eligible for general registration.

**Table 4.1 Totals for practitioners with provisional registration as Nurse and/or Midwife**

Division	ACT	NSW	NT	QLD	SA	TAS	VIC	WA	No PPP	Total
Enrolled Nurse (EN)	4	17	1	18	18		27	11		96
Registered Nurse (RN)	3	47	2	61	26	5	64	27	1	236
EN & RN					1					1
Midwife		1		1	1		2			5
Nurse (EN & RN) and Midwife*		2						2		4

\* Practitioners with a Nurse and Midwife registration may hold registration as an EN and Midwife, RN and Midwife, or EN and RN and Midwife.

**Table 4.2 Percentage of provisional registration by principal place of practice**





## Endorsements by type

The NMBA endorsements for registered nurses are:

- Nurse Practitioner
- Registered Nurse - scheduled medicines (rural and isolated practice)

The NMBA endorsements for midwives are:

- Midwife – scheduled medicines
- Midwife Practitioner – refer [Position-Statement Midwife Practitioners \(7 April 2011\)](#)

**Table 5.1 Registered Nurse and Midwife - Endorsements by principal place of practice**

Profession	Endorsement	ACT	NSW	NT	QLD	SA	TAS	VIC	WA	No PPP	Total
Nurse	Nurse Practitioner	55	520	34	581	179	46	535	274	27	2,251
	Scheduled Medicines - Rural and isolated practice	5	45	24	878	12	13	274	34	10	1,295
Midwife	Midwife practitioner		1								1
	Scheduled Medicines*	11	113	10	248	55	17	128	123		705
<b>Total</b>		<b>71</b>	<b>679</b>	<b>68</b>	<b>1,707</b>	<b>246</b>	<b>76</b>	<b>937</b>	<b>431</b>	<b>37</b>	<b>4,252</b>

\* The above numbers under 'Midwife - Scheduled Medicines' reflect those midwives who have met the NMBA Registration standard for endorsement for scheduled medicines for midwives.

## Notations

Registered nurses with a sole qualification in mental health nursing or paediatric nursing or disability nursing - rather than a qualification in general nursing - are identified on the national register with a notation, which states: Solely qualified in the area of Disability Nursing / Mental Health Nursing / Paediatric Nursing.

**Table 6.1 Registered Nurse notations**

Notation	ACT	NSW	NT	QLD	SA	TAS	VIC	WA	No PPP	Total
Disability Nursing		48	1	14	4	1	25	29	19	141
Mental Health nursing	7	319	31	235	217	19	419	1,027	155	2,429
Paediatric Nursing	2	170	2	142	20	1	103	160	75	675
<b>Total</b>	<b>9</b>	<b>537</b>	<b>34</b>	<b>391</b>	<b>241</b>	<b>21</b>	<b>547</b>	<b>1,216</b>	<b>249</b>	<b>3,245</b>

### Midwife notations

**Note:** All midwives who held the Eligible Midwife notation either now hold the Midwife Scheduled Medicines endorsement or have determined they no longer require the Eligible Midwife notation.

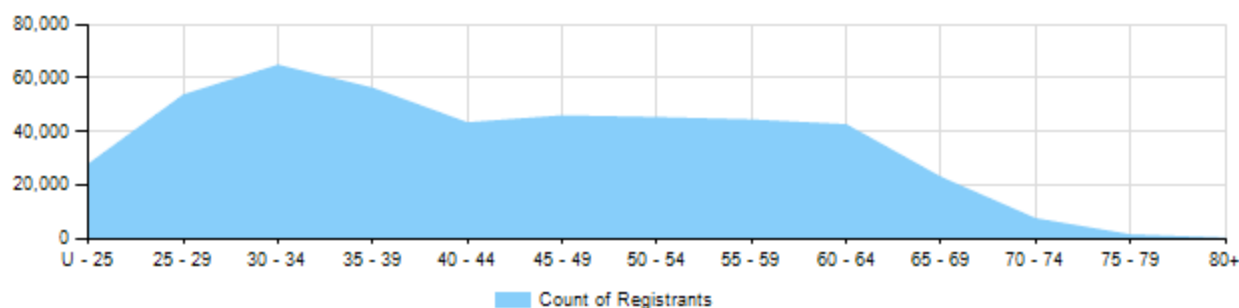
## Age group

### General registration

**Table 7.1 General registration by age group**

Age group	Nurse			Nurse and Midwife				Total	% age bracket
	EN	RN	EN & RN	EN	RN	EN & RN	Midwife		
U - 25	7,638	18,390	719	1	594	1	569	27,912	6.1%
25 - 29	7,938	40,752	1,813	14	2,028	21	1,074	53,640	11.8%
30 - 34	7,339	51,914	1,988	26	2,270	23	1,162	64,722	14.2%
35 - 39	6,710	44,616	1,597	18	2,191	14	997	56,143	12.3%
40 - 44	5,676	33,712	1,073	16	1,947	11	816	43,251	9.5%
45 - 49	6,286	35,472	965	19	2,425	7	697	45,871	10.1%
50 - 54	7,792	32,974	754	14	3,112	4	557	45,207	9.9%
55 - 59	8,747	29,934	643	7	4,651	5	315	44,302	9.7%
60 - 64	8,693	28,124	321	1	5,127	3	258	42,527	9.3%
65 - 69	4,159	15,652	93	1	2,896	1	138	22,940	5.0%
70 - 74	1,021	5,455	25		931		62	7,494	1.6%
75 - 79	175	1,117	1		182		9	1,484	0.3%
80+	20	255			31		2	308	<0.1%
<b>Total</b>	<b>72,194</b>	<b>338,367</b>	<b>9,992</b>	<b>117</b>	<b>28,385</b>	<b>90</b>	<b>6,656</b>	<b>455,801</b>	<b>100.0%</b>

**Table 7.2 General registration by age group**

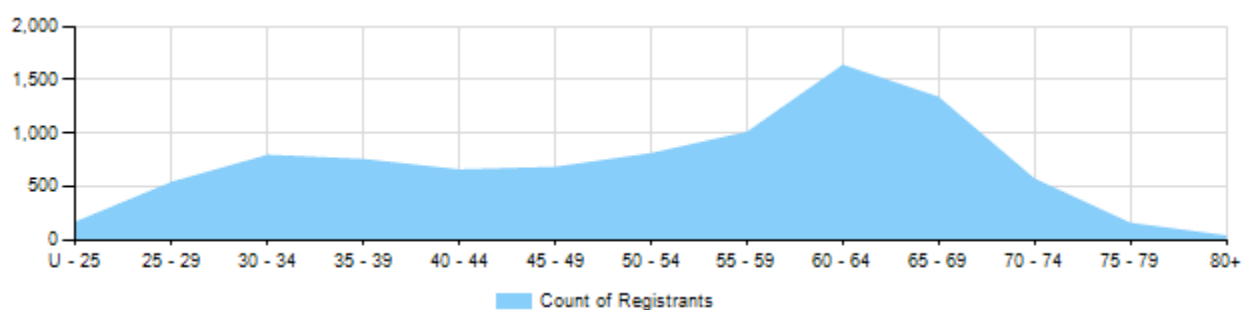


## Non-practising registration

**Table 8.1 Non-practising registration by age group**

Age group	Nurse			Nurse and Midwife			Midwife	Total	% age bracket
	EN	RN	EN & RN	EN	RN	EN & RN			
U - 25	97	67	1		1		4	170	1.9%
25 - 29	134	385	6		8		8	541	5.9%
30 - 34	145	603	13		13		20	794	8.7%
35 - 39	127	573	5	1	26	1	21	754	8.2%
40 - 44	115	511	1		13		16	656	7.2%
45 - 49	121	509	6		31		13	680	7.4%
50 - 54	194	557	3		49		6	809	8.8%
55 - 59	272	644	7		72		13	1,008	11.0%
60 - 64	316	1,134	11		164		9	1,634	17.9%
65 - 69	190	978	3		151		12	1,334	14.6%
70 - 74	48	444	1		76		2	571	6.2%
75 - 79	9	114			34			157	1.7%
80+	1	27			12			40	0.4%
<b>Total</b>	<b>1,769</b>	<b>6,546</b>	<b>57</b>	<b>1</b>	<b>650</b>	<b>1</b>	<b>124</b>	<b>9,148</b>	<b>100.0%</b>

**Table 8.2 Non-practising registration by age group**



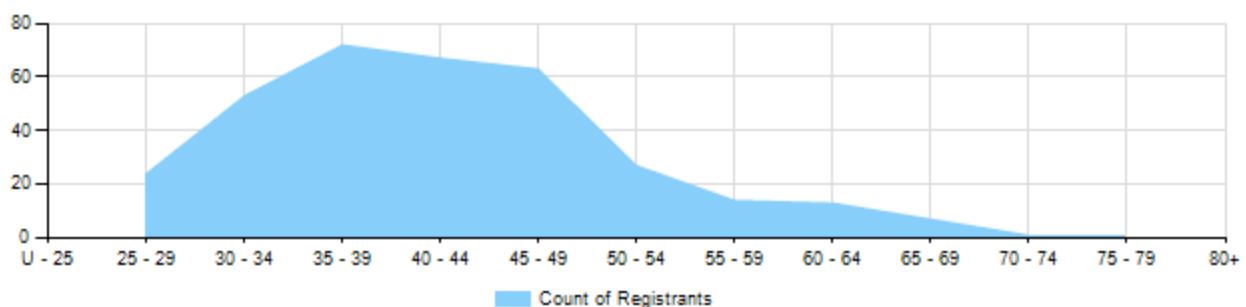
## Provisional registration

Provisional registration is a registration type used by the NMBA for registered nurses, enrolled nurses and/or midwives who want to return to the register after an absence from practice. Provisional registration enables a registered nurse, enrolled nurse and/or midwife to complete a period of supervised practice or a NMBA-approved re-entry to practice program to be eligible for general registration.

**Table 9.1 Provisional registration by age group**

Age group	Nurse			Nurse and Midwife	Midwife	Total	% age bracket
	EN	RN	EN & RN	RN			
U - 25						0	0.0%
25 - 29	13	10			1	24	7.0%
30 - 34	16	36			1	53	15.5%
35 - 39	23	47		1	1	72	21.1%
40 - 44	18	46		2	1	67	19.6%
45 - 49	11	50	1		1	63	18.4%
50 - 54	5	22				27	7.9%
55 - 59	5	9				14	4.1%
60 - 64	4	9				13	3.8%
65 - 69	1	5		1		7	2.0%
70 - 74		1				1	0.3%
75 - 79		1				1	0.3%
80+						0	0.0%
<b>Total</b>	<b>96</b>	<b>236</b>	<b>1</b>	<b>4</b>	<b>5</b>	<b>342</b>	<b>100.0%</b>

**Table 9.2 Provisional registration by age group**



## Gender

### General registration

**Table 10.1 General registration by gender**

Profession	Gender	Divisions	ACT	NSW	NT	QLD	SA	TAS	VIC	WA	No PPP	Total	
Nurse	Female	Enrolled Nurse (EN)	818	13,426	391	13,969	7,879	1,649	20,459	5,856	80	64,527	
		Registered Nurse (RN)	5,209	82,537	3,465	60,691	22,400	7,289	74,960	30,383	8,944	295,878	
		EN & RN	94	1,563	71	1,841	815	106	3,195	837	34	8,556	
	<b>Total Female General Nurse</b>			<b>6,121</b>	<b>97,526</b>	<b>3,927</b>	<b>76,501</b>	<b>31,094</b>	<b>9,044</b>	<b>98,614</b>	<b>37,076</b>	<b>9,058</b>	<b>368,961</b>
	Male	Enrolled Nurse (EN)	113	1,863	88	1,628	924	198	2,249	593	9	7,665	
		Registered Nurse (RN)	835	13,093	681	8,485	3,159	1,048	10,128	3,374	1,672	42,475	
		EN & RN	27	269	9	283	182	9	568	84	5	1,436	
	<b>Total Male General Nurse</b>			<b>975</b>	<b>15,225</b>	<b>778</b>	<b>10,396</b>	<b>4,265</b>	<b>1,255</b>	<b>12,945</b>	<b>4,051</b>	<b>1,686</b>	<b>51,576</b>
	Not stated or Intersex or Indeterminate	Enrolled Nurse (EN)		1		1							2
		Registered Nurse (RN)		4		4			1	3	1	1	14
	<b>Total Not stated or Intersex or Indeterminate General Nurse</b>			<b>0</b>	<b>5</b>	<b>0</b>	<b>5</b>	<b>0</b>	<b>1</b>	<b>3</b>	<b>1</b>	<b>1</b>	<b>16</b>
<b>Total General Nurse</b>			<b>7,096</b>	<b>112,756</b>	<b>4,705</b>	<b>86,902</b>	<b>35,359</b>	<b>10,300</b>	<b>111,562</b>	<b>41,128</b>	<b>10,745</b>	<b>420,553</b>	
Nurse and Midwife	Female	EN & Midwife	1	20	3	32	14		40	5		115	
		RN & Midwife	475	7,640	475	5,839	1,826	645	7,828	2,942	228	27,898	
		EN & RN & Midwife	1	21	2	5	4	2	39	15		89	
	<b>Total Female General Nurse and Midwife</b>			<b>477</b>	<b>7,681</b>	<b>480</b>	<b>5,876</b>	<b>1,844</b>	<b>647</b>	<b>7,907</b>	<b>2,962</b>	<b>228</b>	<b>28,102</b>
	Male	EN & Midwife			1	1							2
		RN & Midwife	12	179	34	87	37	13	78	43	4	487	
		EN & RN & Midwife		1									1
<b>Total Male General Nurse and Midwife</b>			<b>12</b>	<b>180</b>	<b>35</b>	<b>88</b>	<b>37</b>	<b>13</b>	<b>78</b>	<b>43</b>	<b>4</b>	<b>490</b>	
<b>Total General Nurse and Midwife</b>			<b>489</b>	<b>7,861</b>	<b>515</b>	<b>5,964</b>	<b>1,881</b>	<b>660</b>	<b>7,985</b>	<b>3,005</b>	<b>232</b>	<b>28,592</b>	

**Table 10.1 (continued from page 14)**

Profession	Gender	Divisions	ACT	NSW	NT	QLD	SA	TAS	VIC	WA	No PPP	Total
Midwife	Female		215	1,643	101	1,510	803	66	1,612	507	175	6,632
	Male			5	1	3	3	3	8	1		24
<b>Total General Midwife</b>			<b>215</b>	<b>1,648</b>	<b>102</b>	<b>1,513</b>	<b>806</b>	<b>69</b>	<b>1,620</b>	<b>508</b>	<b>175</b>	<b>6,656</b>
<b>Total</b>			<b>7,800</b>	<b>122,265</b>	<b>5,322</b>	<b>94,379</b>	<b>38,046</b>	<b>11,029</b>	<b>121,167</b>	<b>44,641</b>	<b>11,152</b>	<b>455,801</b>

\* Practitioners with a Nurse and Midwife registration may hold registration as an EN and Midwife, RN and Midwife, or EN and RN and Midwife.

**Table 10.2 Total general registration by gender**

Gender	ACT	NSW	NT	QLD	SA	TAS	VIC	WA	No PPP	Total
Female	6,813	106,850	4,508	83,887	33,741	9,757	108,133	40,545	9,461	403,695
Male	987	15,410	814	10,487	4,305	1,271	13,031	4,095	1,690	52,090
Not stated or Intersex or Indeterminate		5		5		1	3	1	1	16

**Table 10.3 Total general registration by gender percentages**

Gender	ACT	NSW	NT	QLD	SA	TAS	VIC	WA	No PPP	Total
Female	87.3%	87.4%	84.7%	88.9%	88.7%	88.5%	89.2%	90.8%	84.8%	88.6%
Male	12.7%	12.6%	15.3%	11.1%	11.3%	11.5%	10.8%	9.2%	15.2%	11.4%
Not stated or Intersex or Indeterminate		<0.1%		<0.1%		<0.1%	<0.1%	<0.1%	<0.1%	<0.1%

## Non-practising registration

**Table 11.1 Non-practising registration by gender**

Profession	Gender	Divisions	ACT	NSW	NT	QLD	SA	TAS	VIC	WA	No PPP	Total	
Nurse	Female	Enrolled Nurse (EN)	23	406	15	360	179	29	448	145	21	1,626	
		Registered Nurse (RN)	99	1,841	33	1,050	382	127	1,074	470	704	5,780	
		EN & RN	1	3		12	6	2	16	6	5	51	
		<b>Total Female Non-practising Nurse</b>	<b>123</b>	<b>2,250</b>	<b>48</b>	<b>1,422</b>	<b>567</b>	<b>158</b>	<b>1,538</b>	<b>621</b>	<b>730</b>	<b>7,457</b>	
	Male	Enrolled Nurse (EN)	1	49		33	11	2	35	10	2	143	
		Registered Nurse (RN)	19	232	7	108	59	15	136	33	157	766	
		EN & RN		2					4			6	
	<b>Total Male Non-practising Nurse</b>	<b>20</b>	<b>283</b>	<b>7</b>	<b>141</b>	<b>70</b>	<b>17</b>	<b>175</b>	<b>43</b>	<b>159</b>	<b>915</b>		
	<b>Total Non-practising Nurse</b>			<b>143</b>	<b>2,533</b>	<b>55</b>	<b>1,563</b>	<b>637</b>	<b>175</b>	<b>1,713</b>	<b>664</b>	<b>889</b>	<b>8,372</b>
	Nurse and Midwife	Female	EN & Midwife							1			1
RN & Midwife			23	252	3	111	50	11	114	47	27	638	
EN & RN & Midwife						1						1	
<b>Total Female Non-practising Nurse and Midwife</b>		<b>23</b>	<b>252</b>	<b>3</b>	<b>112</b>	<b>50</b>	<b>11</b>	<b>115</b>	<b>47</b>	<b>27</b>	<b>640</b>		
Male		RN & Midwife		8		3	1					12	
<b>Total Non-practising Nurse and Midwife</b>			<b>23</b>	<b>260</b>	<b>3</b>	<b>115</b>	<b>51</b>	<b>11</b>	<b>115</b>	<b>47</b>	<b>27</b>	<b>652</b>	
Midwife	Female		3	28	2	26	12		28	10	15	124	
<b>Total Non-practising Midwife</b>			<b>3</b>	<b>28</b>	<b>2</b>	<b>26</b>	<b>12</b>	<b>0</b>	<b>28</b>	<b>10</b>	<b>15</b>	<b>124</b>	
<b>Total</b>			<b>169</b>	<b>2,821</b>	<b>60</b>	<b>1,704</b>	<b>700</b>	<b>186</b>	<b>1,856</b>	<b>721</b>	<b>931</b>	<b>9,148</b>	



**Table 11.2 Total non-practising registration by gender**

Gender	ACT	NSW	NT	QLD	SA	TAS	VIC	WA	No PPP	Total
Female	149	2,530	53	1,560	629	169	1,681	678	772	<b>8,221</b>
Male	20	291	7	144	71	17	175	43	159	<b>927</b>

**Table 11.3 Total non-practising registration by gender percentages**

Gender	ACT	NSW	NT	QLD	SA	TAS	VIC	WA	No PPP	Total
Female	88.2%	89.7%	88.3%	91.5%	89.9%	90.9%	90.6%	94.0%	82.9%	<b>89.9%</b>
Male	11.8%	10.3%	11.7%	8.5%	10.1%	9.1%	9.4%	6.0%	17.1%	<b>10.1%</b>

## Provisional Registration

Provisional registration is a registration type used by the NMBA for registered nurses, enrolled nurses and/or midwives who want to return to the register after an absence from practice. Provisional registration enables a registered nurse, enrolled nurse and/or midwife to complete a period of supervised practice or a NMBA-approved re-entry to practice program to be eligible for general registration.

**Table 12.1 Provisional registration by gender**

Profession	Gender	Divisions	ACT	NSW	NT	QLD	SA	TAS	VIC	WA	No PPP	Total	
Nurse	Female	Enrolled Nurse (EN)	4	14	1	18	14		24	11		86	
		Registered Nurse (RN)	3	41	2	53	22	5	55	25	1	207	
		EN & RN					1						1
	<b>Total Female Provisional Nurse</b>			<b>7</b>	<b>55</b>	<b>3</b>	<b>71</b>	<b>37</b>	<b>5</b>	<b>79</b>	<b>36</b>	<b>1</b>	<b>294</b>
	Male	Enrolled Nurse (EN)			3			4		3			10
		Registered Nurse (RN)			6		8	4		9	2		29
	<b>Total Male Provisional Nurse</b>			<b>0</b>	<b>9</b>	<b>0</b>	<b>8</b>	<b>8</b>	<b>0</b>	<b>12</b>	<b>2</b>	<b>0</b>	<b>39</b>
<b>Total Provisional Nurse</b>			<b>7</b>	<b>64</b>	<b>3</b>	<b>79</b>	<b>45</b>	<b>5</b>	<b>91</b>	<b>38</b>	<b>1</b>	<b>333</b>	
Nurse and Midwife	Female	RN & Midwife		2						2		4	
<b>Total Provisional Nurse and Midwife</b>			<b>0</b>	<b>2</b>	<b>0</b>	<b>0</b>	<b>0</b>	<b>0</b>	<b>0</b>	<b>2</b>	<b>0</b>	<b>4</b>	
Midwife	Female			1		1	1		2			5	
<b>Total Provisional Midwife</b>			<b>0</b>	<b>1</b>	<b>0</b>	<b>1</b>	<b>1</b>	<b>0</b>	<b>2</b>	<b>0</b>	<b>0</b>	<b>5</b>	
<b>Total</b>			<b>7</b>	<b>67</b>	<b>3</b>	<b>80</b>	<b>46</b>	<b>5</b>	<b>93</b>	<b>40</b>	<b>1</b>	<b>342</b>	

**Table 12.2 Total provisional registration by gender**

Gender	ACT	NSW	NT	QLD	SA	TAS	VIC	WA	No PPP	Total
Female	7	58	3	72	38	5	81	38	1	<b>303</b>
Male		9		8	8		12	2		<b>39</b>

**Table 12.3 Total provisional registration by gender percentages**

Gender	ACT	NSW	NT	QLD	SA	TAS	VIC	WA	No PPP	Total
Female	100.0%	86.6%	100.0%	90.0%	82.6%	100.0%	87.1%	95.0%	100.0%	<b>88.6%</b>
Male		13.4%		10.0%	17.4%		12.9%	5.0%		<b>11.4%</b>