

# Nursing and Midwifery Board of Australia

## Registrant data

---

Reporting period: 01 October 2020 to 31 December 2020



**Nursing and  
Midwifery Board**  
Ahpra

## Table of contents

Introduction.....	3
Principal place of practice.....	4
<b>Registration type</b> .....	4
<b>General registration</b> .....	6
<b>Non-practising registration</b> .....	7
<b>Provisional registration</b> .....	8
<b>Endorsments</b> .....	9
<b>Notations</b> .....	10
Age group.....	11
<b>General registration</b> .....	11
<b>Non-practising registration</b> .....	12
<b>Provisional registration</b> .....	13
Gender.....	14
<b>General registration</b> .....	14
<b>Non-practising registration</b> .....	16
<b>Provisional registration</b> .....	18

## Introduction

This report contains registration information about nurses and midwives registered with the Nursing and Midwifery Board of Australia (NMBA).

The functions of the NMBA are defined under the [National Law](#), and include:

- Registering nurses, midwives and students of nursing and midwifery
- Determining national registration requirements
- Developing professional codes, standards, guidelines and position statements to guide the practice of nurses and midwives
- Managing notifications, investigations and panel hearings
- Overseeing the assessment of internationally qualified nurses and midwives who wish to register in Australia
- Approving national accreditation standards and accredited programs of study leading to registration and endorsement
- Delegating to state and territory boards and committees of the NMBA, and Ahpra staff, the power to determine individual applications for registration and notification of a nurse's or midwife's health, performance and/or conduct, and a student's health or criminal history

*\*Co-regulatory models apply in New South Wales (NSW) and Queensland (QLD). In NSW, notifications are managed separately by the Nursing and Midwifery Council of NSW; the NSW Board of the NMBA only manages registration matters. In QLD, notifications are received by the Office of the Health Ombudsman (OHO), who determines which notifications should be managed by the NMBA.*

The NMBA's functions are supported by the [Australian Health Practitioner Regulation Agency](#) (Ahpra). For information about legislation governing the NMBA and Ahpra, see [Ahpra's Legislation & Publications](#) at [www.ahpra.gov.au/Legislation-and-Publications.aspx](http://www.ahpra.gov.au/Legislation-and-Publications.aspx)

Ahpra has analysed the NMBA's registration data and produced a number of statistical tables<sup>1</sup> about registrants to share with the professions and community. This report is updated on a quarterly basis.

Ahpra and the NMBA established a short-term pandemic response sub-register for up to 12 months (or less if the pandemic subsides) to help with fast tracking the return to the workforce of experienced and qualified health practitioners. The pandemic response sub-register came into effect on 6 April 2020. Eligible nurses and midwives were added to the pandemic response sub-register. These practitioners are included in these statistics. Please see the [COVID-19](#) page on AHPRA's website for more info.

For more information on nursing and midwifery registration, please see the NMBA's website: [www.nursingmidwiferyboard.gov.au/Registration-and-Endorsement.aspx](http://www.nursingmidwiferyboard.gov.au/Registration-and-Endorsement.aspx)

<sup>1</sup> Note that the data for dual registration in the tables and diagrams includes where a nurse or a midwife may be non-practising in one category, for example enrolled nurse (non-practising) & registered nurse (practising) or nurse (non-practising) & midwife (practising).

## Principal place of practice

### Registration type

Table 1.1 Registration type by principal place of practice\*

Profession	Registration types	Divisions	ACT	NSW	NT	QLD	SA	TAS	VIC	WA	No PPP	Total	
Nurse	General	Enrolled Nurse (EN)	854	15,231	475	15,200	8,650	1,831	22,551	6,305	88	71,185	
		Registered Nurse (RN)	5,868	94,000	4,041	67,975	25,038	8,002	84,024	33,176	10,152	332,276	
		EN & RN	106	1,645	74	2,009	922	81	3,436	854	32	9,159	
	<b>Total General Nurse</b>			<b>6,828</b>	<b>110,876</b>	<b>4,590</b>	<b>85,184</b>	<b>34,610</b>	<b>9,914</b>	<b>110,011</b>	<b>40,335</b>	<b>10,272</b>	<b>412,620</b>
	Non-practising	Enrolled Nurse (EN)	17	318	9	236	112	20	301	96	17	1,126	
		Registered Nurse (RN)	91	1,576	25	760	302	101	820	353	621	4,649	
		EN & RN	1	2		9	4	2	17	5	3	43	
	<b>Total Non-practising Nurse</b>			<b>109</b>	<b>1,896</b>	<b>34</b>	<b>1,005</b>	<b>418</b>	<b>123</b>	<b>1,138</b>	<b>454</b>	<b>641</b>	<b>5,818</b>
	Provisional	Enrolled Nurse (EN)	2	17	1	17	13		25	11		86	
		Registered Nurse (RN)	2	54	2	56	25	2	61	23	2	227	
		EN & RN					1					1	
	<b>Total Provisional Nurse</b>			<b>4</b>	<b>71</b>	<b>3</b>	<b>73</b>	<b>39</b>	<b>2</b>	<b>86</b>	<b>34</b>	<b>2</b>	<b>314</b>
	<b>Total Nurse</b>			<b>6,941</b>	<b>112,843</b>	<b>4,627</b>	<b>86,262</b>	<b>35,067</b>	<b>10,039</b>	<b>111,235</b>	<b>40,823</b>	<b>10,915</b>	<b>418,752</b>

Table 1.1 (continued from page 4)

Profession	Registration types	Divisions	ACT	NSW	NT	QLD	SA	TAS	VIC	WA	No PPP	Total	
Nurse and Midwife	General	EN & Midwife	1	17	3	35	13	1	40	2		112	
		RN & Midwife	499	7,731	499	5,928	1,868	654	7,807	2,944	243	28,173	
		EN & RN & Midwife	1	22	1	6	3	2	28	14		77	
	<b>Total General Nurse and Midwife</b>			<b>501</b>	<b>7,770</b>	<b>503</b>	<b>5,969</b>	<b>1,884</b>	<b>657</b>	<b>7,875</b>	<b>2,960</b>	<b>243</b>	<b>28,362</b>
	Non-practising	EN & Midwife								1			1
		RN & Midwife	19	216	2	76	36	7	84	33	24		497
		EN & RN & Midwife				1							1
	<b>Total Non-practising Nurse and Midwife</b>			<b>19</b>	<b>216</b>	<b>2</b>	<b>77</b>	<b>36</b>	<b>7</b>	<b>85</b>	<b>33</b>	<b>24</b>	<b>499</b>
	Provisional	RN & Midwife		2		1				2			5
	<b>Total Provisional Nurse and Midwife</b>			<b>0</b>	<b>2</b>	<b>0</b>	<b>1</b>	<b>0</b>	<b>0</b>	<b>0</b>	<b>2</b>	<b>0</b>	<b>5</b>
Non-practising and Provisional	RN & Midwife											0	
<b>Total Non-practising and Provisional Nurse and Midwife</b>			<b>0</b>	<b>0</b>	<b>0</b>	<b>0</b>	<b>0</b>	<b>0</b>	<b>0</b>	<b>0</b>	<b>0</b>	<b>0</b>	
<b>Total Nurse and Midwife</b>			<b>520</b>	<b>7,988</b>	<b>505</b>	<b>6,047</b>	<b>1,920</b>	<b>664</b>	<b>7,960</b>	<b>2,995</b>	<b>267</b>	<b>28,866</b>	
Midwife	General		202	1,565	99	1,486	773	59	1,625	494	166	6,469	
	Non-practising		3	20	1	15	8		18	8	11	84	
	Provisional					1	1		1			3	
<b>Total Midwife</b>			<b>205</b>	<b>1,585</b>	<b>100</b>	<b>1,502</b>	<b>782</b>	<b>59</b>	<b>1,644</b>	<b>502</b>	<b>177</b>	<b>6,556</b>	
<b>Total</b>			<b>7,666</b>	<b>122,416</b>	<b>5,232</b>	<b>93,811</b>	<b>37,769</b>	<b>10,762</b>	<b>120,839</b>	<b>44,320</b>	<b>11,359</b>	<b>454,174</b>	

\* The Nursing and Midwifery Board introduced Provisional Registration for Nurses and Midwives in September 2015.

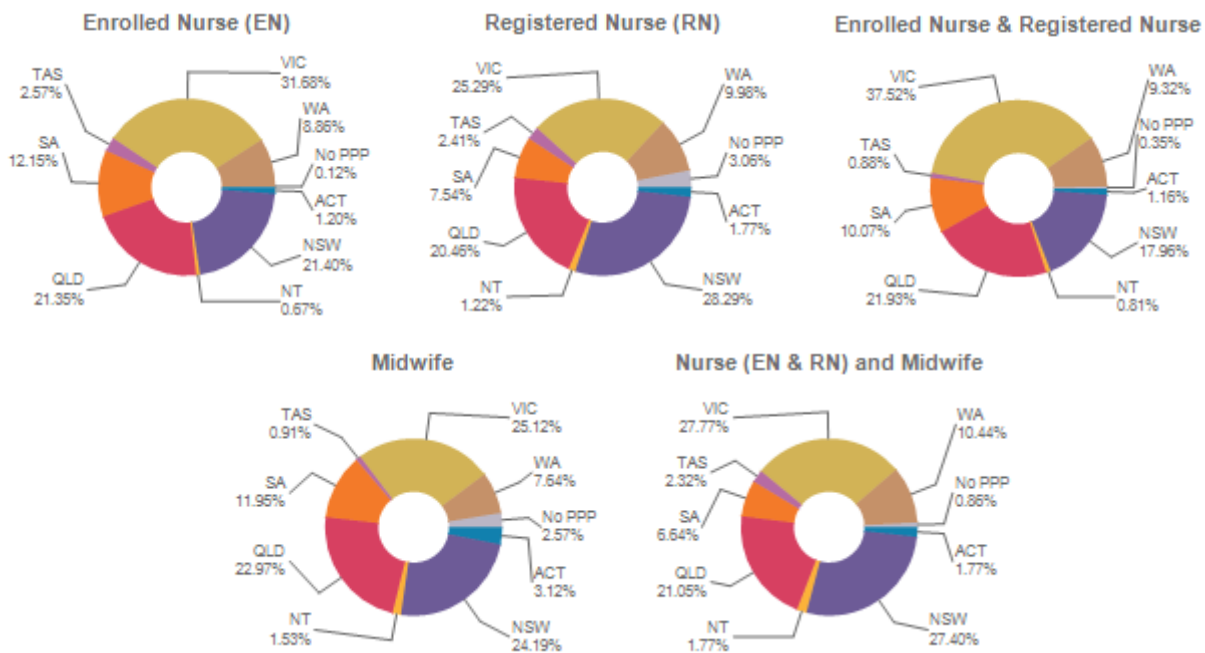
## General registration

**Table 2.1 Totals for practitioners with general registration as Nurse and/or Midwife**

Division	ACT	NSW	NT	QLD	SA	TAS	VIC	WA	No PPP	Total
Enrolled Nurse (EN)	854	15,231	475	15,200	8,650	1,831	22,551	6,305	88	<b>71,185</b>
Registered Nurse (RN)	5,868	94,000	4,041	67,975	25,038	8,002	84,024	33,176	10,152	<b>332,276</b>
EN & RN	106	1,645	74	2,009	922	81	3,436	854	32	<b>9,159</b>
Midwife	202	1,565	99	1,486	773	59	1,625	494	166	<b>6,469</b>
Nurse (EN & RN) and Midwife*	501	7,770	503	5,969	1,884	657	7,875	2,960	243	<b>28,362</b>

\* Practitioners with a Nurse and Midwife registration may hold registration as an EN and Midwife, RN and Midwife, or EN and RN and Midwife.

**Table 2.2 Percentage of general registration by principal place of practice**



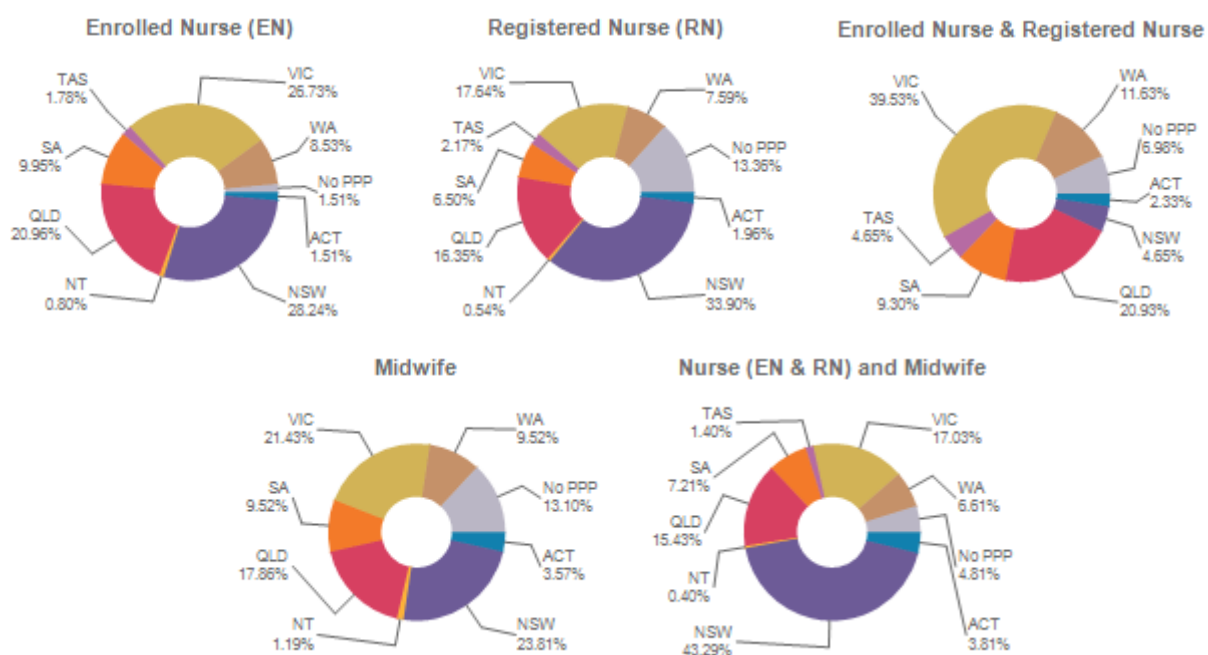
## Non-practising registration

**Table 3.1 Totals for practitioners with non-practising registration as Nurse and/or Midwife**

Division	ACT	NSW	NT	QLD	SA	TAS	VIC	WA	No PPP	Total
Enrolled Nurse (EN)	17	318	9	236	112	20	301	96	17	<b>1,126</b>
Registered Nurse (RN)	91	1,576	25	760	302	101	820	353	621	<b>4,649</b>
EN & RN	1	2		9	4	2	17	5	3	<b>43</b>
Midwife	3	20	1	15	8		18	8	11	<b>84</b>
Nurse (EN & RN) and Midwife*	19	216	2	77	36	7	85	33	24	<b>499</b>

\* Practitioners with a Nurse and Midwife registration may hold registration as an EN and Midwife, RN and Midwife, or EN and RN and Midwife.

**Table 3.2 Percentage of non-practising registration by principal place of practice**



## Provisional registration

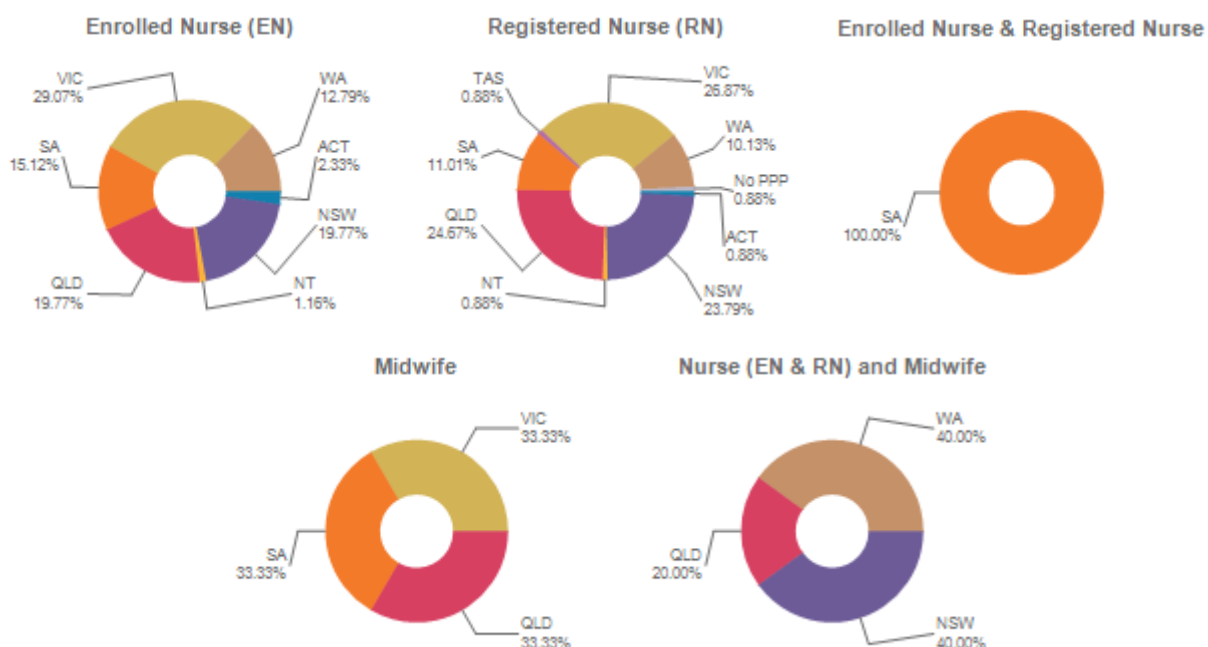
Provisional registration is a registration type used by the NMBA for registered nurses, enrolled nurses and/or midwives who want to return to the register after an absence from practice. Provisional registration enables a registered nurse, enrolled nurse and/or midwife to complete a period of supervised practice or a NMBA-approved re-entry to practice program to be eligible for general registration.

**Table 4.1 Totals for practitioners with provisional registration as Nurse and/or Midwife**

Division	ACT	NSW	NT	QLD	SA	TAS	VIC	WA	No PPP	Total
Enrolled Nurse (EN)	2	17	1	17	13		25	11		<b>86</b>
Registered Nurse (RN)	2	54	2	56	25	2	61	23	2	<b>227</b>
EN & RN					1					<b>1</b>
Midwife				1	1		1			<b>3</b>
Nurse (EN & RN) and Midwife*		2		1				2		<b>5</b>

\* Practitioners with a Nurse and Midwife registration may hold registration as an EN and Midwife, RN and Midwife, or EN and RN and Midwife.

**Table 4.2 Percentage of provisional registration by principal place of practice**





## Endorsements by type

The NMBA endorsements for registered nurses are:

- Nurse Practitioner
- Registered Nurse - scheduled medicines (rural and isolated practice)

The NMBA endorsements for midwives are:

- Midwife – scheduled medicines
- Midwife Practitioner – refer [Position-Statement Midwife Practitioners \(7 April 2011\)](#)

**Table 5.1 Registered Nurse and Midwife - Endorsements by principal place of practice**

Profession	Endorsement	ACT	NSW	NT	QLD	SA	TAS	VIC	WA	No PPP	Total
Nurse	Area of Practice				1						1
	Nurse Practitioner	56	482	35	550	171	46	501	263	29	2,133
	Scheduled Medicines - Rural and isolated practice	7	42	26	853	12	12	252	29	12	1,245
Midwife	Midwife practitioner		1								1
	Scheduled Medicines*	8	102	9	242	53	15	127	115	1	672
<b>Total</b>		<b>71</b>	<b>627</b>	<b>70</b>	<b>1,646</b>	<b>236</b>	<b>73</b>	<b>880</b>	<b>407</b>	<b>42</b>	<b>4,052</b>

\* The above numbers under 'Midwife - Scheduled Medicines' reflect those midwives who have met the NMBA Registration standard for endorsement for scheduled medicines for midwives.

## Notations

Registered nurses with a sole qualification in mental health nursing or paediatric nursing or disability nursing - rather than a qualification in general nursing - are identified on the national register with a notation, which states: Solely qualified in the area of Disability Nursing / Mental Health Nursing / Paediatric Nursing.

**Table 6.1 Registered Nurse notations**

Notation	ACT	NSW	NT	QLD	SA	TAS	VIC	WA	No PPP	Total
Disability Nursing		50	1	16	4	1	24	28	13	<b>137</b>
Mental Health nursing	10	321	27	229	227	15	417	1,027	163	<b>2,436</b>
Paediatric Nursing	2	167	3	138	19	1	98	162	74	<b>664</b>
<b>Total</b>	<b>12</b>	<b>538</b>	<b>31</b>	<b>383</b>	<b>250</b>	<b>17</b>	<b>539</b>	<b>1,217</b>	<b>250</b>	<b>3,237</b>

### Midwife notations

**Note:** All midwives who held the Eligible Midwife notation either now hold the Midwife Scheduled Medicines endorsement or have determined they no longer require the Eligible Midwife notation.

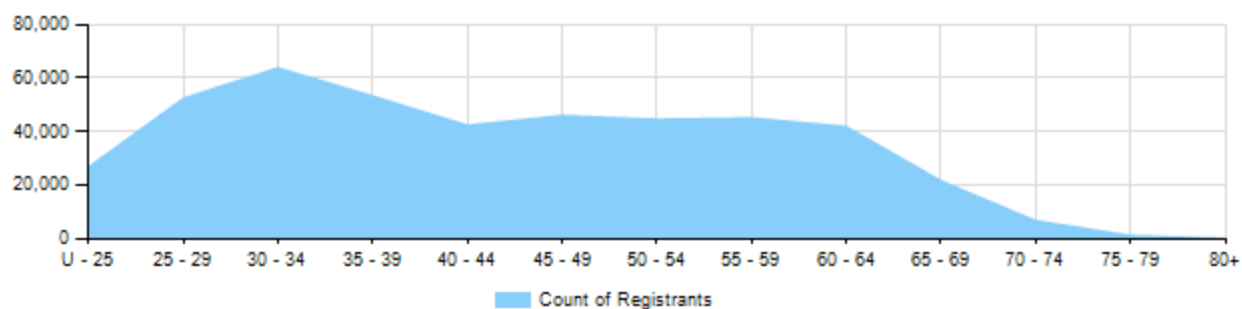
## Age group

### General registration

**Table 7.1 General registration by age group**

Age group	Nurse			Nurse and Midwife			Midwife	Total	% age bracket
	EN	RN	EN & RN	EN	RN	EN & RN			
U - 25	6,987	18,195	651	1	563	1	572	26,970	6.0%
25 - 29	7,449	40,344	1,605	13	1,998	14	1,088	52,511	11.7%
30 - 34	7,081	51,589	1,864	26	2,209	19	1,113	63,901	14.3%
35 - 39	6,418	42,407	1,422	16	2,133	15	945	53,356	11.9%
40 - 44	5,521	33,189	1,000	17	1,936	8	786	42,457	9.5%
45 - 49	6,434	35,524	898	19	2,492	7	706	46,080	10.3%
50 - 54	7,971	32,240	716	10	3,223	4	524	44,688	10.0%
55 - 59	9,170	30,219	610	7	4,884	6	297	45,193	10.1%
60 - 64	8,749	27,685	289	2	5,030	2	245	42,002	9.4%
65 - 69	4,116	14,758	82	1	2,684	1	125	21,767	4.9%
70 - 74	1,080	4,904	21		823		58	6,886	1.5%
75 - 79	184	1,003	1		172		8	1,368	0.3%
80+	25	219			26		2	272	<0.1%
<b>Total</b>	<b>71,185</b>	<b>332,276</b>	<b>9,159</b>	<b>112</b>	<b>28,173</b>	<b>77</b>	<b>6,469</b>	<b>447,451</b>	<b>100.0%</b>

**Table 7.2 General registration by age group**

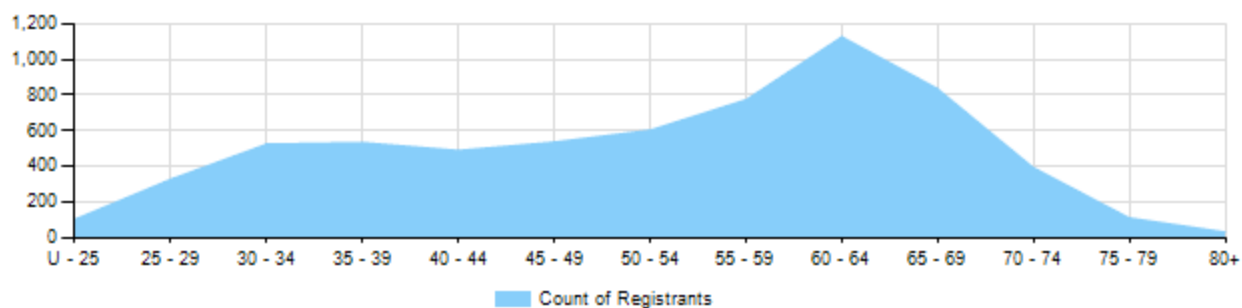


## Non-practising registration

**Table 8.1 Non-practising registration by age group**

Age group	Nurse			Nurse and Midwife			Midwife	Total	% age bracket
	EN	RN	EN & RN	EN	RN	EN & RN			
U - 25	48	54	1		1		2	106	1.7%
25 - 29	76	235	6		8		4	329	5.1%
30 - 34	84	411	12		8		11	526	8.2%
35 - 39	89	406	3	1	22	1	12	534	8.3%
40 - 44	82	382			10		16	490	7.7%
45 - 49	83	416	5		27		6	537	8.4%
50 - 54	126	429	3		42		3	603	9.4%
55 - 59	197	509	3		56		9	774	12.1%
60 - 64	204	790	6		117		9	1,126	17.6%
65 - 69	100	607	3		115		10	835	13.0%
70 - 74	32	308	1		51		2	394	6.2%
75 - 79	5	78			30			113	1.8%
80+		24			10			34	0.5%
<b>Total</b>	<b>1,126</b>	<b>4,649</b>	<b>43</b>	<b>1</b>	<b>497</b>	<b>1</b>	<b>84</b>	<b>6,401</b>	<b>100.0%</b>

**Table 8.2 Non-practising registration by age group**



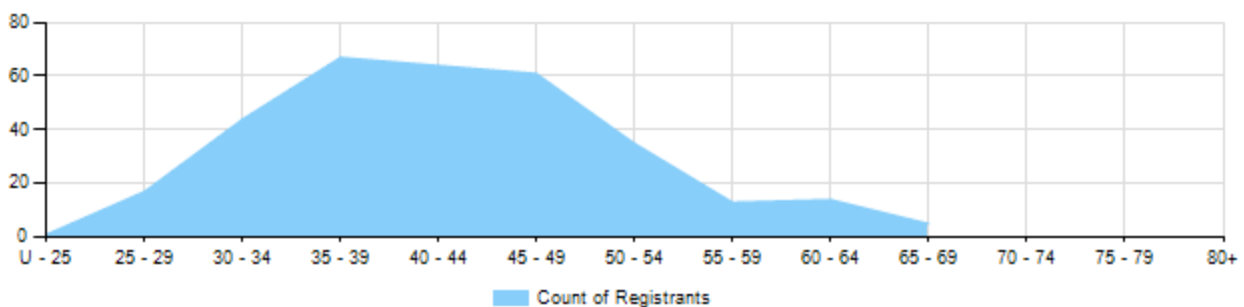
## Provisional registration

Provisional registration is a registration type used by the NMBA for registered nurses, enrolled nurses and/or midwives who want to return to the register after an absence from practice. Provisional registration enables a registered nurse, enrolled nurse and/or midwife to complete a period of supervised practice or a NMBA-approved re-entry to practice program to be eligible for general registration.

**Table 9.1 Provisional registration by age group**

Age group	Nurse			Nurse and Midwife		Total	% age bracket
	EN	RN	EN & RN	RN	Midwife		
U - 25	1					1	0.3%
25 - 29	10	6			1	17	5.3%
30 - 34	15	28			1	44	13.7%
35 - 39	19	47		1		67	20.8%
40 - 44	17	45		1	1	64	19.9%
45 - 49	9	51	1			61	18.9%
50 - 54	5	28		2		35	10.9%
55 - 59	4	9				13	4.0%
60 - 64	5	9				14	4.3%
65 - 69	1	3		1		5	1.6%
70 - 74						0	0.0%
75 - 79		1				1	0.3%
80+						0	0.0%
<b>Total</b>	<b>86</b>	<b>227</b>	<b>1</b>	<b>5</b>	<b>3</b>	<b>322</b>	<b>100.0%</b>

**Table 9.2 Provisional registration by age group**



## Gender

### General registration

**Table 10.1 General registration by gender**

Profession	Gender	Divisions	ACT	NSW	NT	QLD	SA	TAS	VIC	WA	No PPP	Total	
Nurse	Female	Enrolled Nurse (EN)	749	13,391	388	13,618	7,783	1,642	20,331	5,731	75	<b>63,708</b>	
		Registered Nurse (RN)	5,051	81,148	3,371	59,686	21,974	7,000	74,116	29,863	8,532	<b>290,741</b>	
		EN & RN	85	1,401	66	1,745	752	76	2,916	782	29	<b>7,852</b>	
	<b>Total Female General Nurse</b>			<b>5,885</b>	<b>95,940</b>	<b>3,825</b>	<b>75,049</b>	<b>30,509</b>	<b>8,718</b>	<b>97,363</b>	<b>36,376</b>	<b>8,636</b>	<b>362,301</b>
	Male	Enrolled Nurse (EN)	105	1,839	87	1,581	867	189	2,220	574	13	<b>7,475</b>	
		Registered Nurse (RN)	816	12,850	670	8,285	3,064	1,002	9,907	3,313	1,619	<b>41,526</b>	
		EN & RN	21	244	8	264	170	5	520	72	3	<b>1,307</b>	
	<b>Total Male General Nurse</b>			<b>942</b>	<b>14,933</b>	<b>765</b>	<b>10,130</b>	<b>4,101</b>	<b>1,196</b>	<b>12,647</b>	<b>3,959</b>	<b>1,635</b>	<b>50,308</b>
	Not stated or Intersex or Indeterminate	Enrolled Nurse (EN)		1		1							<b>2</b>
		Registered Nurse (RN)	1	2		4			1		1		<b>9</b>
<b>Total Not stated or Intersex or Indeterminate General Nurse</b>			<b>1</b>	<b>3</b>	<b>0</b>	<b>5</b>	<b>0</b>	<b>0</b>	<b>1</b>	<b>0</b>	<b>1</b>	<b>11</b>	
<b>Total General Nurse</b>			<b>6,828</b>	<b>110,876</b>	<b>4,590</b>	<b>85,184</b>	<b>34,610</b>	<b>9,914</b>	<b>110,011</b>	<b>40,335</b>	<b>10,272</b>	<b>412,620</b>	
Nurse and Midwife	Female	EN & Midwife	1	17	2	34	13	1	40	2		<b>110</b>	
		RN & Midwife	488	7,554	463	5,843	1,829	642	7,729	2,901	238	<b>27,687</b>	
		EN & RN & Midwife	1	21	1	6	3	2	28	14		<b>76</b>	
	<b>Total Female General Nurse and Midwife</b>			<b>490</b>	<b>7,592</b>	<b>466</b>	<b>5,883</b>	<b>1,845</b>	<b>645</b>	<b>7,797</b>	<b>2,917</b>	<b>238</b>	<b>27,873</b>
	Male	EN & Midwife			1	1							<b>2</b>
		RN & Midwife	11	177	36	85	39	12	78	43	5		<b>486</b>
		EN & RN & Midwife		1									<b>1</b>
<b>Total Male General Nurse and Midwife</b>			<b>11</b>	<b>178</b>	<b>37</b>	<b>86</b>	<b>39</b>	<b>12</b>	<b>78</b>	<b>43</b>	<b>5</b>	<b>489</b>	
<b>Total General Nurse and Midwife</b>			<b>501</b>	<b>7,770</b>	<b>503</b>	<b>5,969</b>	<b>1,884</b>	<b>657</b>	<b>7,875</b>	<b>2,960</b>	<b>243</b>	<b>28,362</b>	

**Table 10.1 (continued from page 14)**

Profession	Gender	Divisions	ACT	NSW	NT	QLD	SA	TAS	VIC	WA	No PPP	Total
Midwife	Female		202	1,560	98	1,483	771	57	1,617	494	165	6,447
	Male			5	1	3	2	2	8		1	22
<b>Total General Midwife</b>			<b>202</b>	<b>1,565</b>	<b>99</b>	<b>1,486</b>	<b>773</b>	<b>59</b>	<b>1,625</b>	<b>494</b>	<b>166</b>	<b>6,469</b>
<b>Total</b>			<b>7,531</b>	<b>120,211</b>	<b>5,192</b>	<b>92,639</b>	<b>37,267</b>	<b>10,630</b>	<b>119,511</b>	<b>43,789</b>	<b>10,681</b>	<b>447,451</b>

\* Practitioners with a Nurse and Midwife registration may hold registration as an EN and Midwife, RN and Midwife, or EN and RN and Midwife.

**Table 10.2 Total general registration by gender**

Gender	ACT	NSW	NT	QLD	SA	TAS	VIC	WA	No PPP	Total
Female	6,577	105,092	4,389	82,415	33,125	9,420	106,777	39,787	9,039	396,621
Male	953	15,116	803	10,219	4,142	1,210	12,733	4,002	1,641	50,819
Not stated or Intersex or Indeterminate	1	3		5			1		1	11

**Table 10.3 Total general registration by gender percentages**

Gender	ACT	NSW	NT	QLD	SA	TAS	VIC	WA	No PPP	Total
Female	87.3%	87.4%	84.5%	89.0%	88.9%	88.6%	89.3%	90.9%	84.6%	88.6%
Male	12.7%	12.6%	15.5%	11.0%	11.1%	11.4%	10.7%	9.1%	15.4%	11.4%
Not stated or Intersex or Indeterminate	<0.1%	<0.1%		<0.1%			<0.1%		<0.1%	<0.1%

## Non-practising registration

**Table 11.1 Non-practising registration by gender**

Profession	Gender	Divisions	ACT	NSW	NT	QLD	SA	TAS	VIC	WA	No PPP	Total	
Nurse	Female	Enrolled Nurse (EN)	16	284	8	220	104	19	288	91	17	1,047	
		Registered Nurse (RN)	79	1,406	19	696	258	90	743	329	520	4,140	
		EN & RN	1	2		9	4	2	14	5	3	40	
		<b>Total Female Non-practising Nurse</b>	<b>96</b>	<b>1,692</b>	<b>27</b>	<b>925</b>	<b>366</b>	<b>111</b>	<b>1,045</b>	<b>425</b>	<b>540</b>	<b>5,227</b>	
	Male	Enrolled Nurse (EN)	1	34	1	16	8	1	13	5		79	
		Registered Nurse (RN)	12	170	6	64	44	11	77	24	101	509	
		EN & RN							3			3	
	<b>Total Male Non-practising Nurse</b>	<b>13</b>	<b>204</b>	<b>7</b>	<b>80</b>	<b>52</b>	<b>12</b>	<b>93</b>	<b>29</b>	<b>101</b>	<b>591</b>		
	<b>Total Non-practising Nurse</b>			<b>109</b>	<b>1,896</b>	<b>34</b>	<b>1,005</b>	<b>418</b>	<b>123</b>	<b>1,138</b>	<b>454</b>	<b>641</b>	<b>5,818</b>
	Nurse and Midwife	Female	EN & Midwife							1			1
RN & Midwife			19	208	2	73	36	7	84	33	24	486	
EN & RN & Midwife						1						1	
<b>Total Female Non-practising Nurse and Midwife</b>		<b>19</b>	<b>208</b>	<b>2</b>	<b>74</b>	<b>36</b>	<b>7</b>	<b>85</b>	<b>33</b>	<b>24</b>	<b>488</b>		
Male		RN & Midwife		8		3						11	
<b>Total Non-practising Nurse and Midwife</b>			<b>19</b>	<b>216</b>	<b>2</b>	<b>77</b>	<b>36</b>	<b>7</b>	<b>85</b>	<b>33</b>	<b>24</b>	<b>499</b>	
Midwife	Female		3	20	1	15	8		18	8	11	84	
<b>Total Non-practising Midwife</b>			<b>3</b>	<b>20</b>	<b>1</b>	<b>15</b>	<b>8</b>	<b>0</b>	<b>18</b>	<b>8</b>	<b>11</b>	<b>84</b>	
<b>Total</b>			<b>131</b>	<b>2,132</b>	<b>37</b>	<b>1,097</b>	<b>462</b>	<b>130</b>	<b>1,241</b>	<b>495</b>	<b>676</b>	<b>6,401</b>	



**Table 11.2 Total non-practising registration by gender**

Gender	ACT	NSW	NT	QLD	SA	TAS	VIC	WA	No PPP	Total
Female	118	1,920	30	1,014	410	118	1,148	466	575	<b>5,799</b>
Male	13	212	7	83	52	12	93	29	101	<b>602</b>

**Table 11.3 Total non-practising registration by gender percentages**

Gender	ACT	NSW	NT	QLD	SA	TAS	VIC	WA	No PPP	Total
Female	90.1%	90.1%	81.1%	92.4%	88.7%	90.8%	92.5%	94.1%	85.1%	<b>90.6%</b>
Male	9.9%	9.9%	18.9%	7.6%	11.3%	9.2%	7.5%	5.9%	14.9%	<b>9.4%</b>

## Provisional Registration

Provisional registration is a registration type used by the NMBA for registered nurses, enrolled nurses and/or midwives who want to return to the register after an absence from practice. Provisional registration enables a registered nurse, enrolled nurse and/or midwife to complete a period of supervised practice or a NMBA-approved re-entry to practice program to be eligible for general registration.

**Table 12.1 Provisional registration by gender**

Profession	Gender	Divisions	ACT	NSW	NT	QLD	SA	TAS	VIC	WA	No PPP	Total	
Nurse	Female	Enrolled Nurse (EN)	2	14	1	17	7		21	11		73	
		Registered Nurse (RN)	2	45	1	48	24	2	56	21	2	201	
		EN & RN					1					1	
	<b>Total Female Provisional Nurse</b>			<b>4</b>	<b>59</b>	<b>2</b>	<b>65</b>	<b>32</b>	<b>2</b>	<b>77</b>	<b>32</b>	<b>2</b>	<b>275</b>
	Male	Enrolled Nurse (EN)			3			6		4			13
		Registered Nurse (RN)			9	1	8	1		5	2		26
	<b>Total Male Provisional Nurse</b>			<b>0</b>	<b>12</b>	<b>1</b>	<b>8</b>	<b>7</b>	<b>0</b>	<b>9</b>	<b>2</b>	<b>0</b>	<b>39</b>
<b>Total Provisional Nurse</b>			<b>4</b>	<b>71</b>	<b>3</b>	<b>73</b>	<b>39</b>	<b>2</b>	<b>86</b>	<b>34</b>	<b>2</b>	<b>314</b>	
Nurse and Midwife	Female	RN & Midwife		1		1				2		4	
	Male	RN & Midwife		1								1	
<b>Total Provisional Nurse and Midwife</b>			<b>0</b>	<b>2</b>	<b>0</b>	<b>1</b>	<b>0</b>	<b>0</b>	<b>0</b>	<b>2</b>	<b>0</b>	<b>5</b>	
Midwife	Female					1	1		1			3	
<b>Total Provisional Midwife</b>			<b>0</b>	<b>0</b>	<b>0</b>	<b>1</b>	<b>1</b>	<b>0</b>	<b>1</b>	<b>0</b>	<b>0</b>	<b>3</b>	
<b>Total</b>			<b>4</b>	<b>73</b>	<b>3</b>	<b>75</b>	<b>40</b>	<b>2</b>	<b>87</b>	<b>36</b>	<b>2</b>	<b>322</b>	

**Table 12.2 Total provisional registration by gender**

Gender	ACT	NSW	NT	QLD	SA	TAS	VIC	WA	No PPP	Total
Female	4	60	2	67	33	2	78	34	2	<b>282</b>
Male		13	1	8	7		9	2		<b>40</b>

**Table 12.3 Total provisional registration by gender percentages**

Gender	ACT	NSW	NT	QLD	SA	TAS	VIC	WA	No PPP	Total
Female	100.0%	82.2%	66.7%	89.3%	82.5%	100.0%	89.7%	94.4%	100.0%	<b>87.6%</b>
Male		17.8%	33.3%	10.7%	17.5%		10.3%	5.6%		<b>12.4%</b>