

Medical Board of Australia

Report on specialist medical colleges' specialist pathway data

Reporting period: 1 January 2021 – 31 December 2021



**Medical Board
Ahpra**

Contents

PART A: SUMMARY

Introduction	5
Reporting requirements	5
Performance benchmarks	6
Compliance measures	7
How to interpret the data	8
Highlights of the 2021 report	8
Effect of COVID-19	8
Data highlights	8
Highlights of the data from the Guidelines (applications received pre-2021)	9
Performance benchmark highlights	9
Compliance highlights	9
Total time on the pathway	9
Highlights of the data from the Standards (applications received in 2021)	9
Performance benchmark highlights	9
Compliance highlights	10
Total time on the pathway	10
List of college abbreviations	10

PART B: GUIDELINES

1 Applications	
1.1 Number of applications received	12
1.2 Number of applications incomplete on first submission	13
1.3 Number of applications withdrawn by IMGs	14
2 Specialist recognition outcomes	
2.1 Outcome of interim assessment	15
2.1.1 By country of highest specialist qualification – all colleges	16
2.2 Outcome of final assessment	17
2.2.1 By country of highest specialist qualification – all colleges	18
2.3 Number of fellowships awarded to IMGs	19
2.4 Number of reviews/reconsiderations and appeals of college decision requested by IMGs	20
3 Specialist recognition timeframes	
3.1 Interim assessment	
3.1.1 Time to first available interview	21
3.1.2 Time from interview to interim assessment decision	22
3.1.3 Total time for interim assessment	23
4 Specialist recognition requirements	
4.1 Substantially comparable IMGs	
4.1.1 Period of peer review required by college	24
4.1.2 Number required to complete exam	25
4.1.3 Time for final assessment	26

4.1.4	Maximum timeframe for completing college requirements	27
4.1.5	Total time on specialist pathway	28
4.2	Partially comparable IMGs	
4.2.1	Period of supervised practice and/or training required by college	29
4.2.2	Time for final assessment	30
4.2.3	Maximum timeframe for completing college requirements	31
4.2.4	Total time on specialist pathway	32
4.3	Final assessment decision	
4.3.1	Time for specialist recognition final assessment decision	33
5	Area of need outcomes and timeframes	
5.1	Outcome of assessment	34
5.2	Time for assessment	35
PART C: STANDARDS		
1	Applications	
1.1	Number of applications received	37
1.2	Number of applications incomplete on first submission	38
1.3	Number of applications withdrawn by IMGs	39
2	Specialist recognition outcomes	
2.1	Outcome of interim assessment	40
2.1.1	By country of highest specialist qualification – all colleges	41
2.2	Outcome of final assessment	42
2.2.1	By country of highest specialist qualification – all colleges	43
2.3	Number of fellowships awarded to IMGs	44
2.4	Number of reviews/reconsiderations and appeals of college decision requested by IMGs	45
3	Specialist recognition timeframes	
3.1	Interim assessment – Summary of Preliminary Review (SPR) before interview	
3.1.1	Time for SPR to applicant	46
3.1.2	Time for applicant response	47
3.1.3	Time to first available interview	48
3.1.4	Time from interview to decision	49
3.2	Interim assessment – Summary of Preliminary Review (SPR) after interview	
3.2.1	Time to first available interview	50
3.2.2	Time for SPR to applicant	51
3.2.3	Time for applicant response	52
3.2.4	Time from applicant response to decision	53
3.3	Specialist recognition timeframes: Total time for interim assessment	54
4	Specialist recognition requirements	
4.1	Substantially comparable IMGs	
4.1.1	Period of supervised practice required by college	55
4.1.2	Number required to complete exam	56
4.1.3	Time for final assessment	57
4.1.4	Maximum timeframe for completing college requirements	58

4.1.5	Total time on specialist pathway	59
4.2	Partially comparable IMGs	
4.2.1	Period of supervised practice and/or training required by college	60
4.2.2	Time for final assessment	61
4.2.3	Maximum timeframe for completing college requirements	62
4.2.4	Total time on specialist pathway	63
4.3	Final assessment decision: Time for specialist recognition final assessment decision	64
5	Area of need outcomes and timeframes	
5.1	Outcome of assessment	65
5.2	Time for assessment	66
6	IMG country of qualifications	
6.1	Primary medical degree and specialist qualification – all colleges (data)	67
6.2	Primary medical degree and specialist qualification – all colleges (graph)	68
6.3	Primary medical degree and specialist qualification – all colleges (maps)	69
6.4	Specialist qualification	
6.4.1	Australasian College of Dermatologists	70
6.4.2	Australasian College for Emergency Medicine	71
6.4.3	Australasian College of Sports and Exercise Physicians	72
6.4.4	Australian and New Zealand College of Anaesthetists	73
6.4.5	Australian College of Rural and Remote Medicine	74
6.4.6	College of Intensive Care Medicine	75
6.4.7	Royal Australasian College of Dental Surgeons	76
6.4.8	Royal Australasian College of Surgeons	77
6.4.9	The Royal Australian College of General Practitioners	78
6.4.10	The Royal Australasian College of Medical Administrators	79
6.4.11	The Royal Australasian College of Physicians	80
6.4.12	The Royal Australian and New Zealand College of Psychiatrists	81
6.4.13	The Royal Australian and New Zealand College of Obstetricians and Gynaecologists	82
6.4.14	The Royal Australian and New Zealand College of Ophthalmologists	83
6.4.15	The Royal Australian and New Zealand College of Radiologists	84
6.4.16	The Royal College of Pathologists of Australasia	85

PART A: SUMMARY

Introduction

The specialist pathway is for international medical graduates (IMGs) who are overseas-trained specialists seeking specialist registration in Australia (specialist recognition) or who are applying for an area of need specialist level position in Australia.

The Medical Board of Australia's (the Board) *Standards: Specialist medical college assessment of specialist international medical graduates* aim to support specialist medical colleges in their role of assessing specialist international medical graduates. The Standards came into effect on 1 January 2021 and all IMGs who apply for the specialist pathway from this date are assessed against the Standards. The Standards replace the previous *Good practice guidelines for the specialist international medical graduate assessment process*. The guidelines were in effect from 2 November 2015 to 31 December 2020.

The main changes in the Standards are:

- the introduction of the Summary of Preliminary Review (SPR) which is a summary of the college's assessment of the IMG's comparability against the college's criteria. It is provided to the IMG, and the IMG has an opportunity to respond to ensure the college has all their relevant information for assessment, before the interim assessment decision is made. Colleges can choose to complete the SPR before or after the interview.
- a minimum period of supervised practice for all IMGs who are partially or substantially comparable.

More information about the specialist pathway, and the *Standards* are available on the [Board's website](#).

Reporting requirements

Reporting is annual by calendar year. This report covers the period 1 January 2021 – 31 December 2021.

Previous reports are available at: www.medicalboard.gov.au/Registration/International-Medical-Graduates/Specialist-Pathway/Guides-and-reports

All colleges report against the same metrics. The data requested for 2021 includes data about IMGs who applied for college assessment under the

Guidelines (pre-2021) or the Standards (from 2021). These data are:

- number and type of applications received in 2021
 - application for specialist recognition
 - application for area of need
 - combined application (specialist recognition and area of need)
- applicant's (IMG) country of training (for applications received in 2021)
- number of applications received which were incomplete on first submission
- number of applications withdrawn by the applicant (IMG)
- outcome of college's interim comparability assessment
 - not comparable
 - partially comparable
 - substantially comparable
- outcome of college's area of need assessment
 - suitable for the area of need position
 - not suitable for the area of need position
- outcome of final assessment for specialist recognition
 - recommended for specialist recognition
 - not recommended for specialist recognition
- time from interim assessment to final assessment (from the date of decision of interim assessment, to the date the decision of final assessment is made by college)
- total time on the specialist pathway (from the date that a complete application is received, to the date of final assessment decision (i.e. recommended/not recommended for specialist recognition)). This was a new metric introduced in 2020.
- number of fellowships awarded to IMGs on the specialist pathway
- number of appeals of college decision by IMGs
- for those IMGs applying under the (new) Standards, times for the SPR.

Performance benchmarks

Since 2016, colleges also report against a number of performance benchmarks.

The benchmarks for the *Guidelines* (applications received pre-2021) are:

Metric	Benchmark
Time to first available interview for interim assessment <i>From the date a complete application is received to the date of first available interview that is offered.</i>	Interview available within three months
Time from interview to interim assessment decision <i>From the date the IMG attends interview to the date the decision of interim assessment is made by college.</i>	Interim assessment completed within 14 days after interview
Time for specialist recognition interim assessment <i>From the date a complete application is received to the date the decision of interim assessment is made by college.</i>	Interim assessment completed within three months and 14 days
Time for area of need assessment <i>From the date a complete application is received to the date the decision of suitability for area of need position is made by college. Excludes combined assessments.</i>	Area of need assessment completed within two months
Time for specialist recognition final assessment decision <i>From the date the IMG notifies the college that they have completed the requirements to the date the decision of final assessment is made by college.</i>	Decision on final assessment completed within two months

The benchmarks for the *Standards* (applications received in 2021) are:

Metric	Benchmark
Summary of Preliminary Review before the interview	
Time for SPR to IMG <i>From the date a complete application has been assessed by the college to date SPR is sent to applicant.</i>	SPR sent to applicant within 21 days
Time to first available interview for interim assessment <i>From the date a complete application is received to the date of first available interview that is offered.</i>	Interview available within four months
Time from interview to interim assessment decision <i>From the date the IMG attends interview to the date the decision of interim assessment is made by college.</i>	Interim assessment completed within 14 days after interview
Summary of Preliminary Review after the interview	
Time to first available interview for interim assessment <i>From the date a complete application is received to the date of first available interview that is offered.</i>	Interview available within three months
Time for SPR to IMG <i>From date of interview to the date a SPR is sent to applicant.</i>	SPR sent to applicant within 21 days after interview

Time from IMG response to interim assessment decision <i>From the date the college receives a SPR response from applicant to the date the decision of interim assessment is made by college.</i>	Interim assessment completed within 14 days after receipt of IMG response
Time for specialist recognition interim assessment <i>From the date a complete application is received to the date the decision of interim assessment is made by college.</i>	Interim assessment completed within four months and 14 days
Time for area of need assessment <i>From the date a complete application is received to the date the decision of suitability for area of need position is made by college. Excludes combined assessments.</i>	Area of need assessment completed within two months
Time for specialist recognition final assessment decision <i>From the date the IMG notifies the college that they have completed the requirements to the date the decision of final assessment is made by college.</i>	Decision on final assessment completed within two months

Compliance measures

Colleges also reported against a set of compliance measures to confirm compliance with the *Good practice guidelines* or *Standards*.

The compliance measures for the *Guidelines* (applications received pre-2021) are:

Metric	Compliance measure
Period of practice required by the college for substantially comparable IMGs	Up to 12 months FTE peer review
Period of practice required by the college for partially comparable IMGs	Up to 24 months FTE supervised practice
Requirement for substantially comparable IMGs to complete an examination	Only partially comparable IMGs may be required to complete an examination
Maximum timeframes for completing college requirements for substantially comparable IMGs	Up to two years to complete up to 12 months FTE peer review
Maximum timeframes for completing college requirements for partially comparable IMGs	Up to four years to complete 24 months FTE supervised practice

The compliance measures for the *Standards* (applications received in 2021) are:

Metric	Compliance measure	Note
Period of practice required by the college for substantially comparable IMGs	3 - 12 months FTE supervised practice	Revised
Period of practice required by the college for partially comparable IMGs	6 - 24 months FTE supervised practice	Revised
Requirement for substantially comparable IMGs to complete an examination	Only partially comparable IMGs may be required to complete an examination	No change
Maximum timeframes for completing college requirements for substantially comparable IMGs	Up to two years to complete up to 12 months FTE supervised practice	No change
Maximum timeframes for completing college requirements for partially comparable IMGs	Up to four years to complete 24 months FTE supervised practice	No change

How to interpret the data

The specialist college data report is a report of all college 'activities' during the period and reflects point in time reporting as IMGs are unlikely to complete all the processes within one reporting period. Therefore, denominators are unable to be defined and percentages cannot be calculated. A college may have more assessment outcomes than applications received for the period.

Delays can occur during the assessment process which are outside the control of the college, for example, an IMG may choose to defer their interview.

The data have been collated and summarised in graphs, tables and maps. This year the report is in two parts.

- Part B is IMGs who applied before 2020 and were assessed in 2021 or who completed the pathway in 2021. These data are reported against the Guidelines.
- Part C is IMGs who applied in 2021 and were assessed in 2021. A small number of these IMGs also completed the pathway in 2021. These data are reported against the Standards.

Data are reported as provided by the colleges. Source data are not checked by Ahpra.

Highlights of the 2021 report

Effect of COVID-19

The global pandemic continued to cause disruption and the data from colleges shows that COVID-19 has continued to have a significant effect on some colleges' specialist pathway processes and the IMGs that they assess.

The data suggest that COVID-19 affected the number of IMGs applying for the specialist pathway. Compared with pre-pandemic years, most colleges had significantly fewer applicants. However, some colleges experienced similar numbers and two a small increase.

The data shows that some colleges experienced significant disruption to their specialist pathway assessment processes. Compared with pre-pandemic timeframes, application assessments took significantly longer at some colleges. Some colleges reported that fewer IMGs were able to receive their interim assessment outcome, predominantly due to continued delays in running interviews. However, many colleges were able to implement video conference interviews which reduced delays. There were some delays for IMGs finishing the pathway, however, there appeared to be less disruption to exams and assessments than in 2020.

Data highlights

IMGs have gained their specialist qualifications in a range of countries with the highest numbers of applications from the United Kingdom, India and South Africa.

The colleges with the highest number of applications in the twelve-month period were the Royal Australasian College of Physicians (RACP) (165 applications) and the Royal Australian College of General Practitioners (RACGP) (95 applications).

The colleges with the lowest number of applications in the twelve-month period were the Royal Australasian College of Dental Surgeons (RACDS) (one application), the Royal Australasian College of Medical Administrators (RACMA) (two applications) and the Australasian College of Sport and Exercise Physicians (ACSEP) (three applications).

The majority of applicants for the specialist pathway - area of need were found suitable for the position.

The majority of requests for review/reconsideration and appeals relate to the interim assessment of comparability (i.e. IMG appealing assessment outcome 'not comparable' or 'partially comparable').

Highlights of the data from the Guidelines (applications received pre-2021)

Performance benchmark highlights

Across all colleges, 78 per cent of IMGs were offered an interview within the benchmark timeframe (three months from submission of a complete application).

The time taken from the interview to the interim assessment decision varies with some colleges meeting the benchmark for all their IMGs and other colleges outside the benchmark for all their IMGs. In the case of colleges who never meet the benchmark, the reason is that there are approval processes required within the college before the decision is confirmed and communicated.

The time for interim assessment was within the benchmark timeframe for 45 per cent of IMGs (three months and 14 days). For those outside the benchmark, it may have been because the IMG chose to delay the interview, or there were delays due to college internal processes.

Of the two colleges who assessed area of need only applications (excluding combined assessments), none of the IMGs (four) received their area of need assessment within the benchmark (two months).

Across all colleges, 97 per cent of IMGs received the outcome of their specialist recognition final assessment (recommended or not recommended for specialist recognition) within two months of completing their requirements.

Compliance highlights

All colleges met the compliance measures for the period of peer review required for substantially comparable IMGs and for the period of supervised practice required for partially comparable IMGs.

No colleges required their substantially comparable IMGs to complete a formal examination, thereby meeting the compliance measure.

Total time on the pathway

A new metric introduced in 2020 reports the total time that each IMG was on the specialist pathway, from application to recommendation for specialist recognition.

Time on the pathway is the result of many factors. Some relate to college processes, such as a prolonged interim assessment. Others relate to factors controlled by the applicant such as the IMG postponing their assessment interview, the IMG having difficulty securing a position and IMG performance issues including failing exams.

For substantially comparable IMGs (who complete up to 12 months peer review), the total time on the pathway ranged from 'less than one year' to 'six to eight years' with 53 per cent taking less than two years.

For partially comparable IMGs (who complete up to 24 months supervised practice), the total time on the pathway ranged from 'less than one year' to 'more than eight years' with 58 per cent taking less than four years.

Highlights of the data from the Standards (applications received in 2021)

Performance benchmark highlights

Not all colleges implemented the SPR in 2021:

- The Royal Australasian College of Surgeons (RACS) and the Australasian College of Dermatologists (ACD) did not implement the new SPR process during 2021
- The Royal Australasian College of Dental Surgeons (RACDS) and the Royal Australian and New Zealand College of Obstetricians and Gynaecologists (RANZCOG) implemented the SPR part way through 2021
- The Royal Australian College of General Practitioners (RACGP) and the Royal College of Pathologists of Australasia (RCPA) implemented a SPR process, but it was different to the SPR process in the Standards.

Across all colleges who did a SPR *before* the interview:

- all but two IMGs received their SPR within the 21-day benchmark
- all but three IMGs were offered an interview within the benchmark timeframe (four months from submission of a complete application).

Across all colleges who did a SPR *after* the interview:

- one college met the benchmark timeframe for offering an interview for all their IMGs, one college met it for all but one IMG, and one college met it for half their IMGs (benchmark is IMG offered an interview within three months from submission of a complete application)
- 120 IMGs received their SPR within the 21-day benchmark after the interview. In the case of 11 IMGs, it was longer than 21 days.

The time for interim assessment was within the benchmark timeframe for 88 per cent of IMGs (four months and 14 days). For those outside the benchmark, it may have been because the IMG chose to delay the interview, or there were delays due to college internal processes.

Of the two colleges who assessed area of need only applications (excluding combined assessments), two IMGs received their area of need assessment within the benchmark (two months). In the case of four IMGs it was longer than two months.

Across all colleges, all IMGs received the outcome of their final assessment (recommended or not recommended for specialist recognition) within two months of completing their requirements.

Compliance highlights

All colleges met the compliance measures for the period of supervised practice required for substantially comparable IMGs (3 – 12 months).

Eleven colleges met the compliance measures for the period of supervised practice or training required for partially comparable IMGs (6 – 24 months). Three colleges did not require any supervised practice or training required for some of their partially comparable IMGs.

No colleges required their substantially comparable IMGs to complete a formal examination, thereby meeting the compliance measure.

All IMGs who completed the pathway process under the new *Standards* completed it within the maximum timeframes set by the Board.

Total time on the pathway

A new metric introduced in 2020 reports the total time that each IMG was on the specialist pathway, from application to recommendation for specialist recognition.

Time on the pathway is the result of many factors. Some relate to college processes, such as a prolonged interim assessment. Others relate to factors controlled by the applicant such as the IMG postponing their assessment interview, the IMG having difficulty securing a position and IMG performance issues including failing exams.

All IMGs who completed the pathway process under the new *Standards* completed it in less than one year (this included both substantially and partially comparable IMGs).

List of college abbreviations

ACD	Australasian College of Dermatologists
ACEM	Australasian College for Emergency Medicine
ACSEP	Australasian College of Sport and Exercise Physicians
ANZCA	Australian and New Zealand College of Anaesthetists
ACRRM	Australian College of Rural and Remote Medicine
CICM	College of Intensive Care Medicine of Australia and New Zealand
RACDS	Royal Australasian College of Dental Surgeons
RACS	Royal Australasian College of Surgeons
RACGP	The Royal Australian College of General Practitioners
RACMA	The Royal Australasian College of Medical Administrators
RACP	The Royal Australasian College of Physicians
RANZCP	The Royal Australian and New Zealand College of Psychiatrists
RANZCOG	The Royal Australian and New Zealand College of Obstetricians and Gynaecologists
RANZCO	The Royal Australian and New Zealand College of Ophthalmologists
RANZCR	The Royal Australian and New Zealand College of Radiologists
RCPA	The Royal College of Pathologists of Australasia

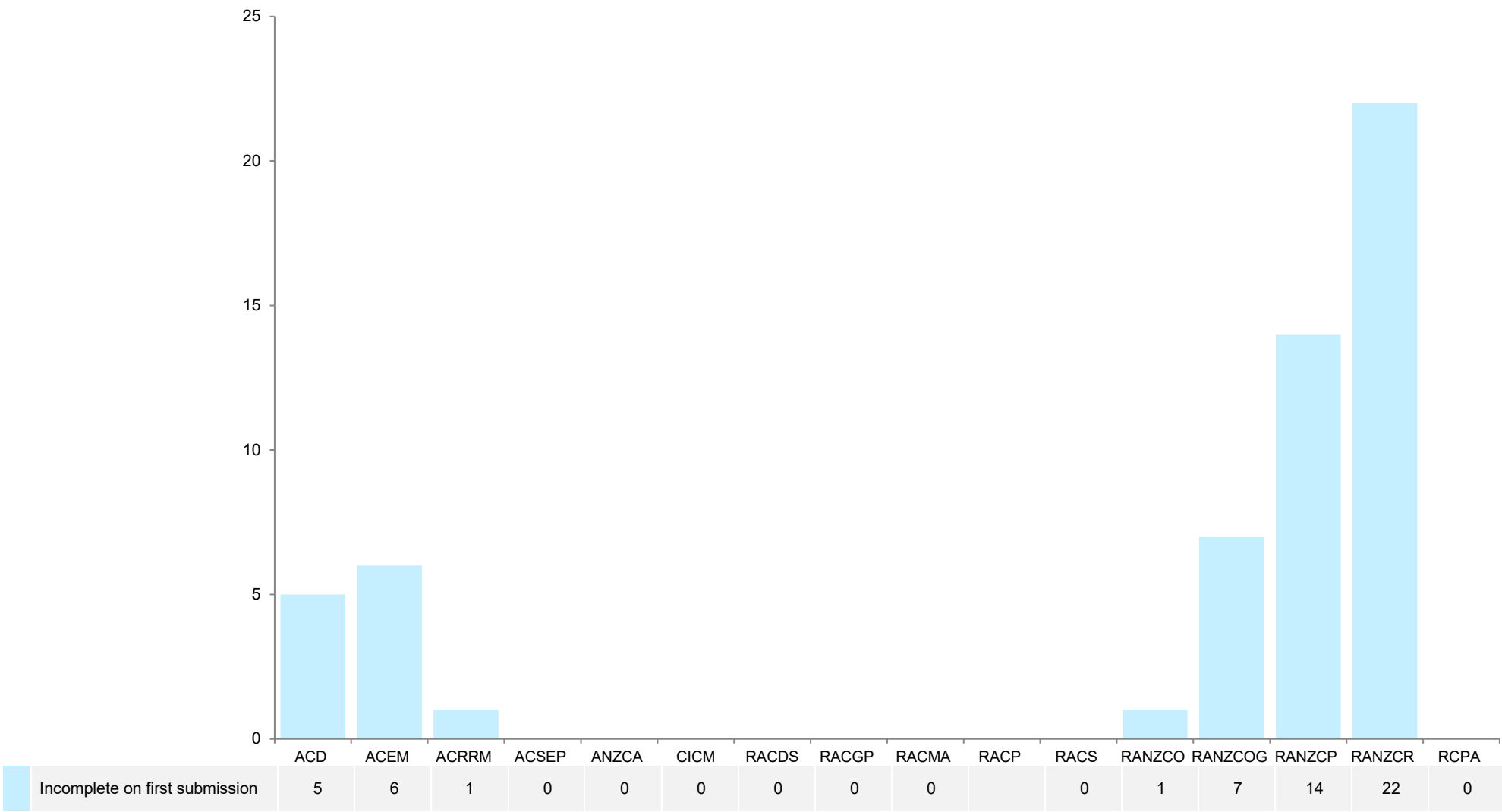
PART B: GUIDELINES

Report on IMGs assessed against the *Good practice guidelines*
for the *specialist international medical graduate assessment process*

1.1 Applications: Number of applications received

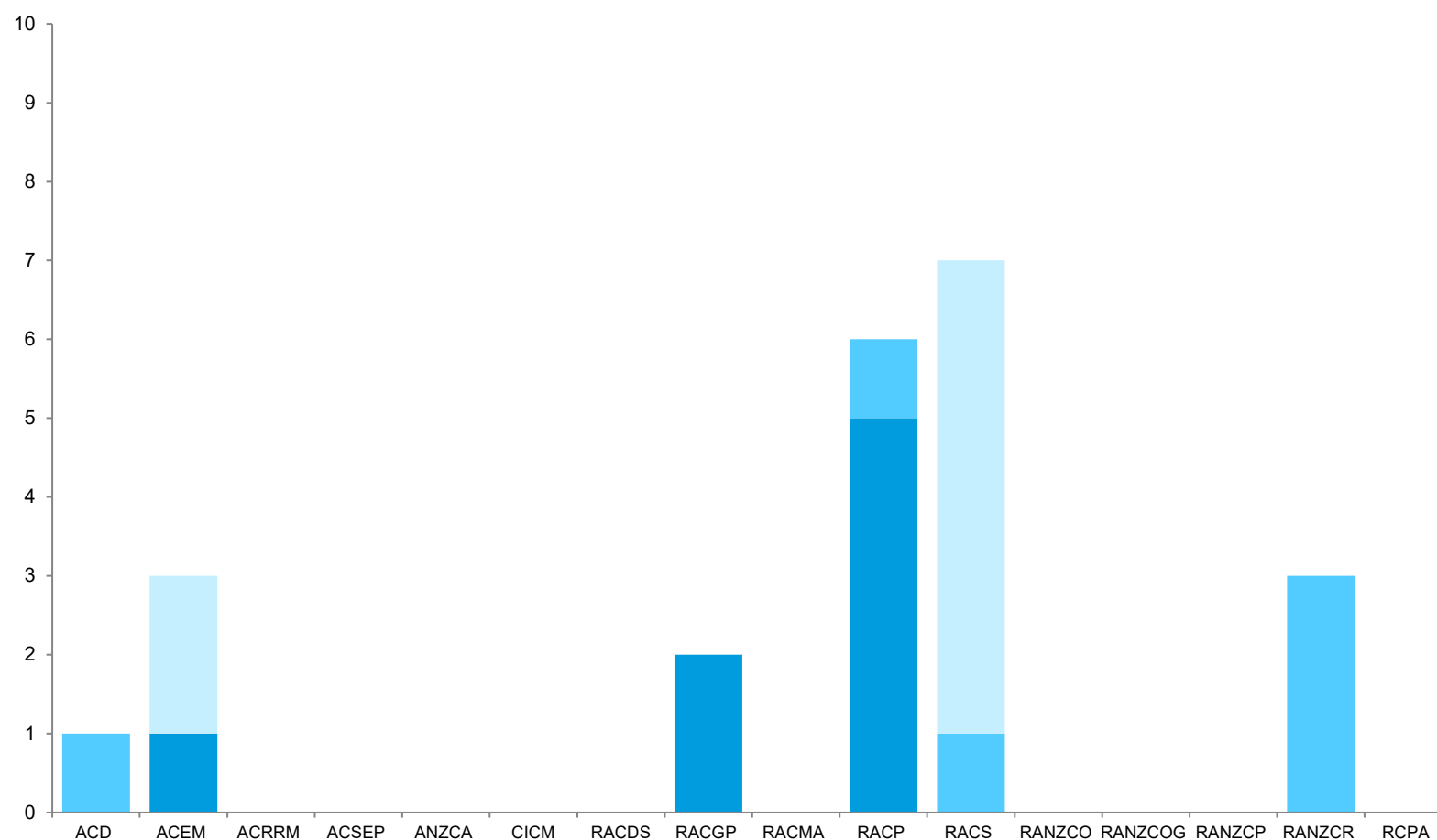
There are no applications reported for 2021 as all new applications in 2021 were applications assessed against the Standards.

1.2 Applications: Number of applications incomplete on first submission



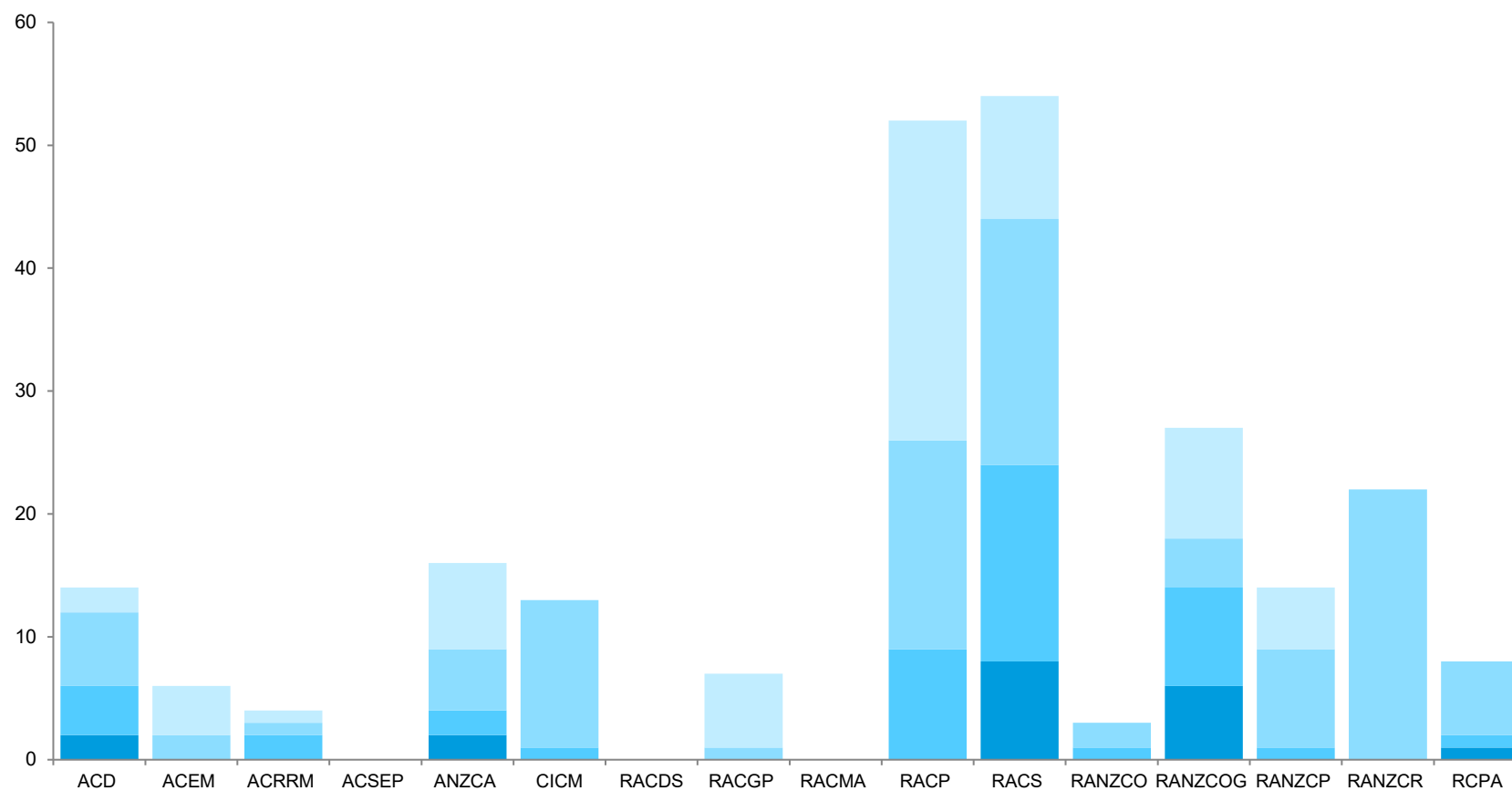
Note: Some colleges require documentation from a third party for applications to be complete.

1.3 Applications: Number of applications withdrawn by IMGs



Withdrawn before interim assessment – not voluntary	0	2	0	0	0	0	0	0	0	0	6	0	0	0	0	0
Withdrawn before interim assessment – voluntary	1	0	0	0	0	0	0	0	0	1	1	0	0	0	3	0
Withdrawn between interim and final assessment – voluntary	0	1	0	0	0	0	0	2	0	5	0	0	0	0	0	0

2.1 Specialist recognition outcomes: Outcome of interim assessment



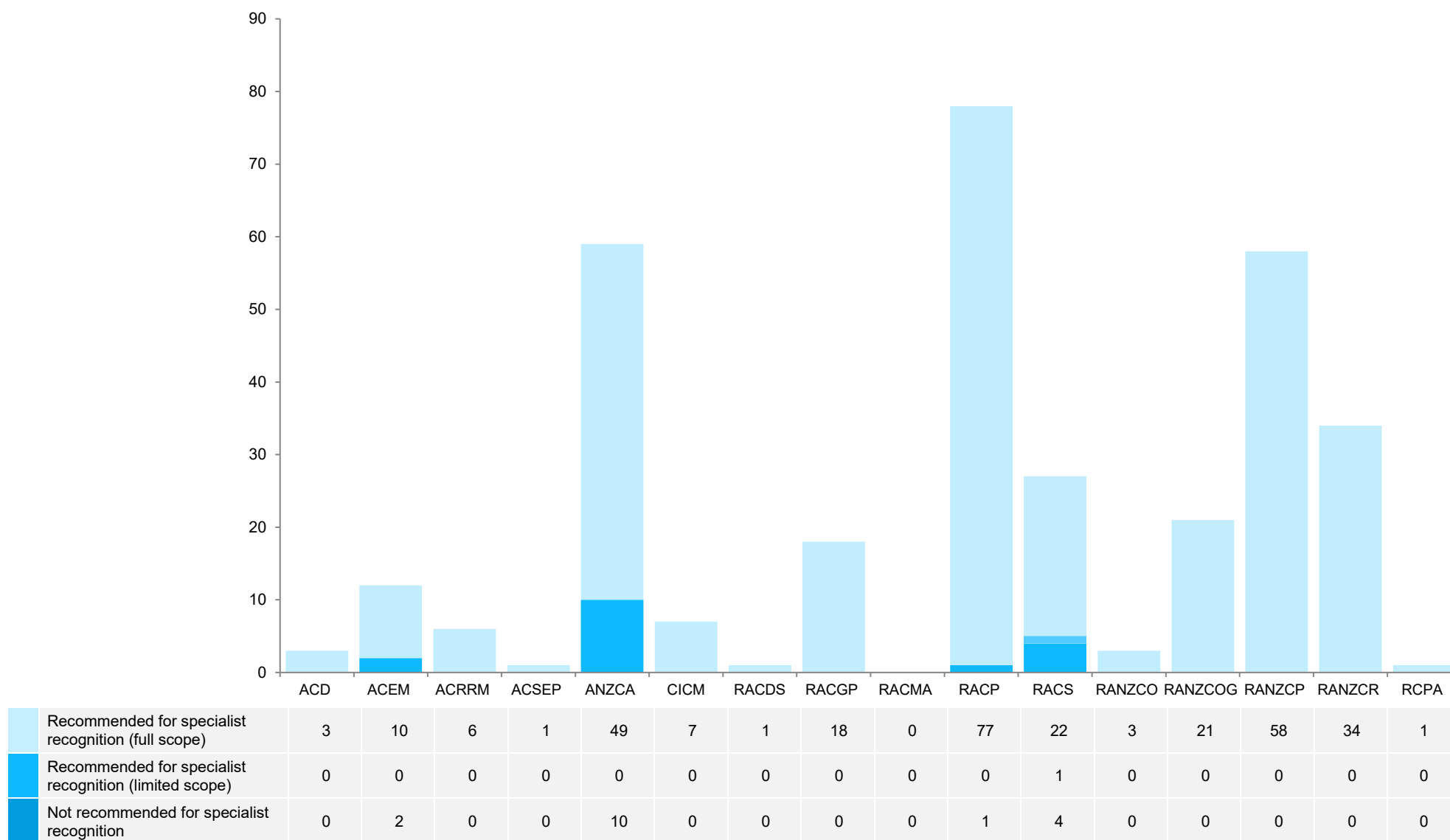
Substantially comparable – full scope	2	4	1	0	7	0	0	6	0	26	10	0	9	5	0	0
Partially comparable	6	2	1	0	5	12	0	1	0	17	20	2	4	8	22	6
Not comparable (includes paper-based NC)	4	0	2	0	2	1	0	0	0	9	16	1	8	1	0	1
Not comparable – initial paper-based review	2	0	0	0	2	0	0	0	0	0	8	0	6	0	0	1

2.1.1 Specialist recognition outcomes: Outcome of interim assessment: By country of highest specialist qualification – all colleges

Country	Not comparable	Partially comparable	Substantially comparable
Brazil	0	1	1
Canada	1	1	5
China	1	0	0
Egypt	2	6	1
Germany	1	3	1
Hong Kong	0	1	3
Hungary	0	1	0
India	16	27	9
Iran	0	6	1
Iraq	0	0	1
Ireland	0	3	3
Israel	0	1	0
Italy	1	2	0
Japan	0	1	0
Jordan	0	2	0
Kenya	0	1	0
Lebanon	1	0	0
Malaysia	1	1	0
Malta	1	0	0
Netherlands	0	1	1

Country	Not comparable	Partially comparable	Substantially comparable
Nigeria	1	3	0
Oman	0	1	0
Pakistan	2	2	0
Philippines	2	1	0
Portugal	0	0	1
Qatar	1	2	1
Russia	1	0	0
Saudi Arabia	0	2	0
Singapore	0	0	3
South Africa	7	10	4
Spain	1	2	1
Sri Lanka	2	4	4
Sudan	1	0	0
Sweden	0	1	0
Switzerland	0	1	1
Syria	2	1	0
Turkey	0	1	0
United Arab Emirates	0	1	0
United Kingdom	0	13	27
United States of America	0	3	2

2.2 Specialist recognition outcomes: Outcome of final assessment

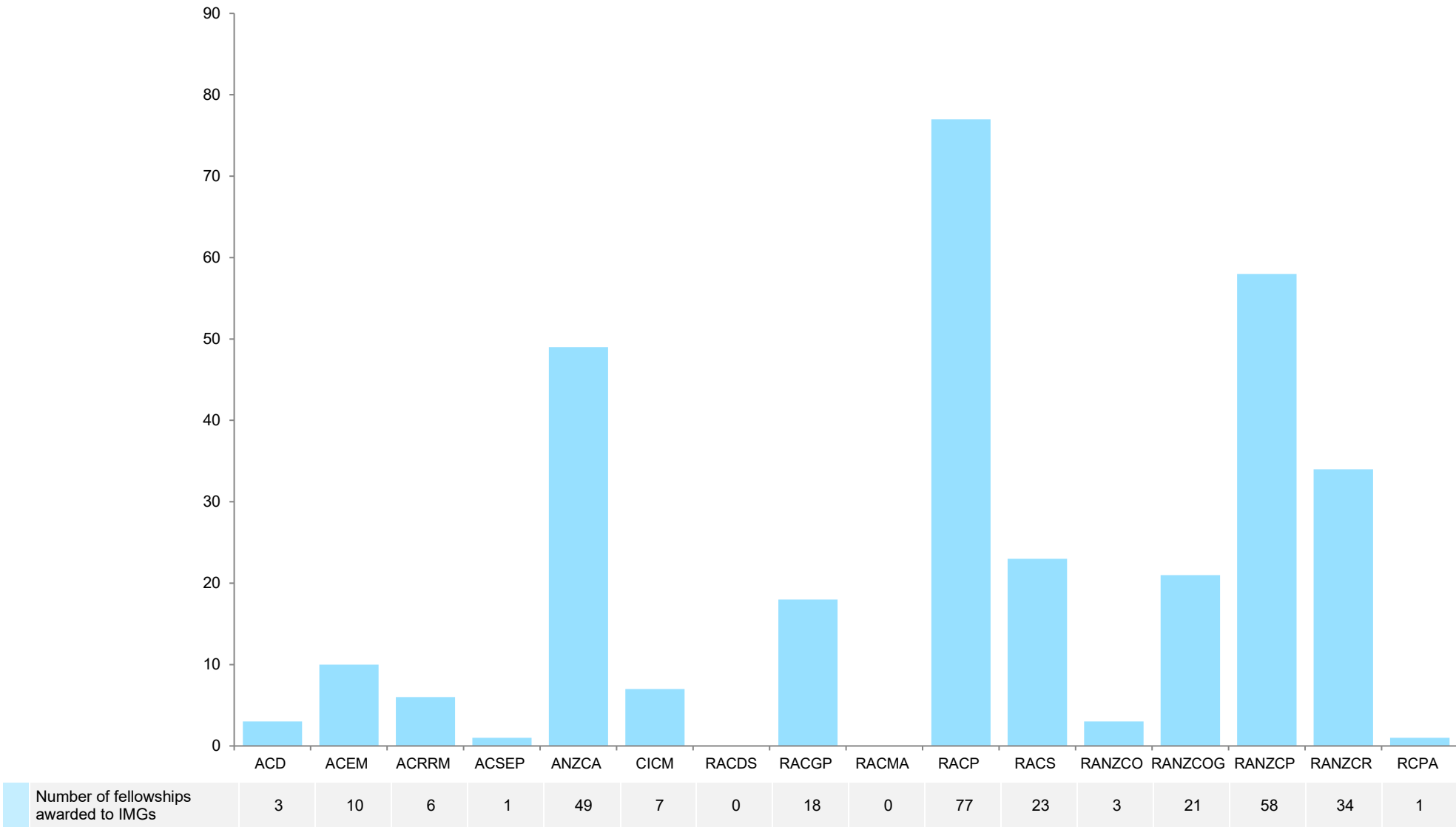


2.2.1 Specialist recognition outcomes: Outcome of final assessment: By country of highest specialist qualification – all colleges

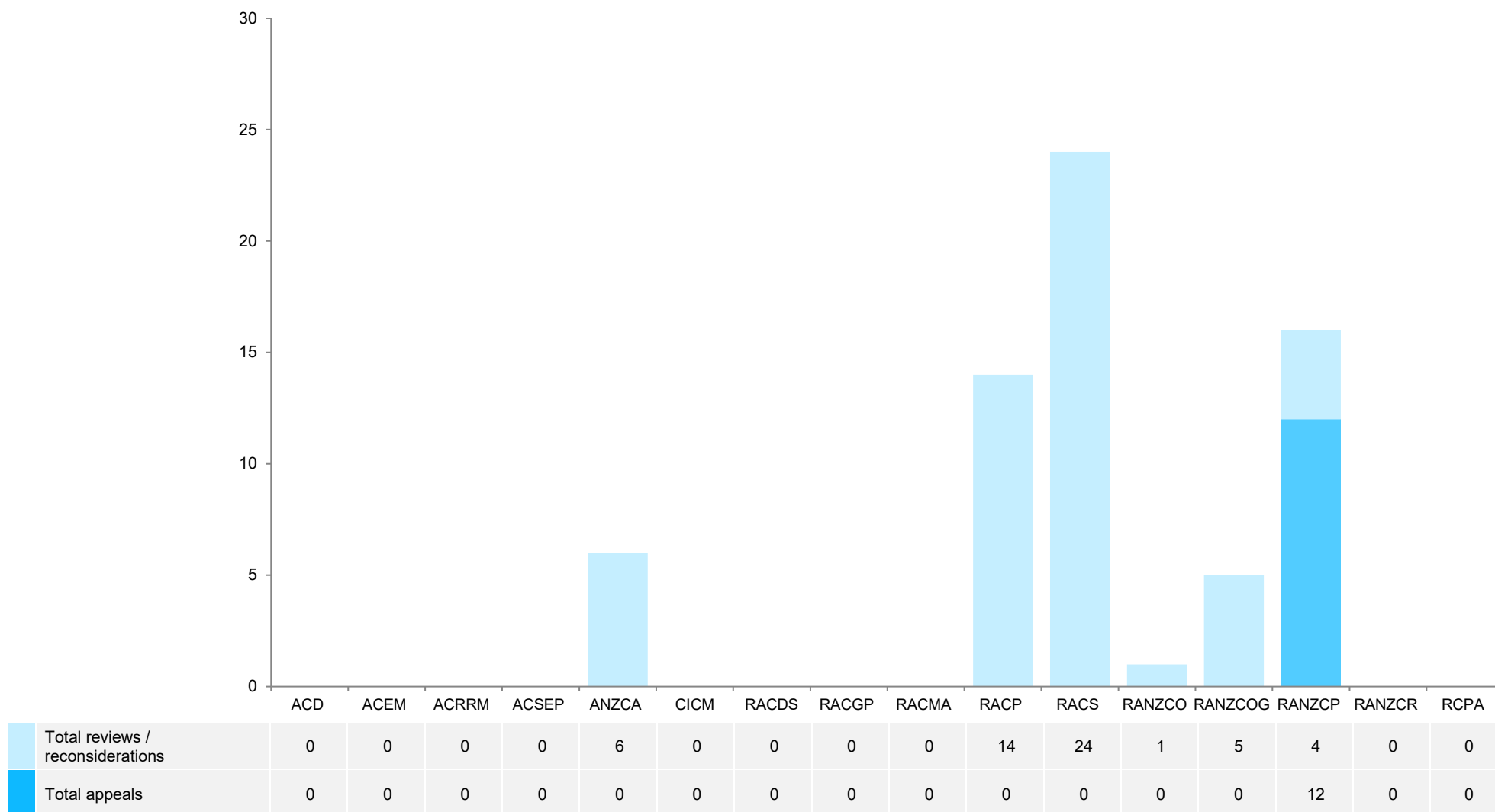
Country	Partially comparable		Substantially comparable	
	Recommended	Not recommended	Recommended	Not recommended
Argentina	1	0	0	0
Bangladesh	1	0	0	0
Belgium	1	0	1	0
Brazil	3	0	2	0
Canada	4	1	5	0
Chile	0	0	1	0
China	1	0	0	0
Denmark	1	0	0	0
Egypt	5	1	0	0
Finland	1	0	0	0
France	1	0	0	0
Germany	3	0	0	0
Hong Kong	0	0	2	0
India	42	4	8	0
Iran	5	0	1	0
Iraq	2	0	0	0
Ireland	1	0	10	0
Israel	5	0	0	0
Italy	0	0	1	0
Japan	1	0	1	0
Jordan	0	1	0	0
Kenya	4	0	0	0

Country	Partially comparable		Substantially comparable	
	Recommended	Not recommended	Recommended	Not recommended
Malaysia	4	0	2	0
Netherlands	3	0	2	0
New Zealand	0	0	1	0
Nigeria	3	0	1	0
Pakistan	6	1	0	0
Philippines	1	0	0	0
Qatar	1	0	2	0
Saudi Arabia	0	1	0	0
Singapore	1	0	0	0
Slovakia	0	0	2	0
South Africa	13	2	11	0
Spain	0	1	1	0
Sri Lanka	11	1	8	0
Sweden	1	0	0	0
Switzerland	1	0	1	0
Syria	0	1	0	0
Turkey	2	0	0	0
United Arab Emirates	2	0	0	0
United Kingdom	19	2	99	1
United States of America	3	0	1	0

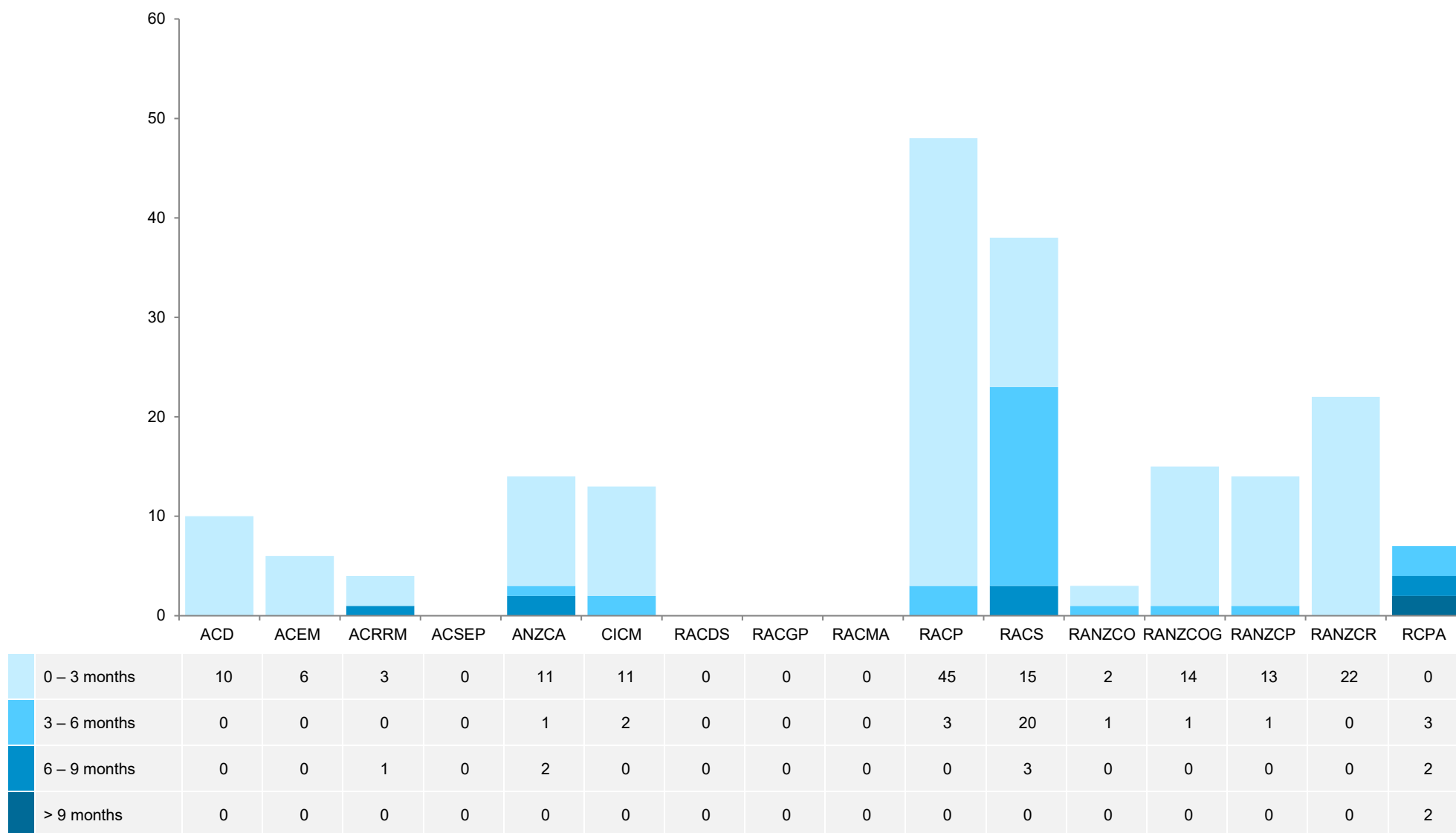
2.3 Specialist recognition outcomes: Number of fellowships awarded to IMGs



2.4 Specialist recognition outcomes: Number of reviews/reconsiderations and appeals of college decision requested by IMGs

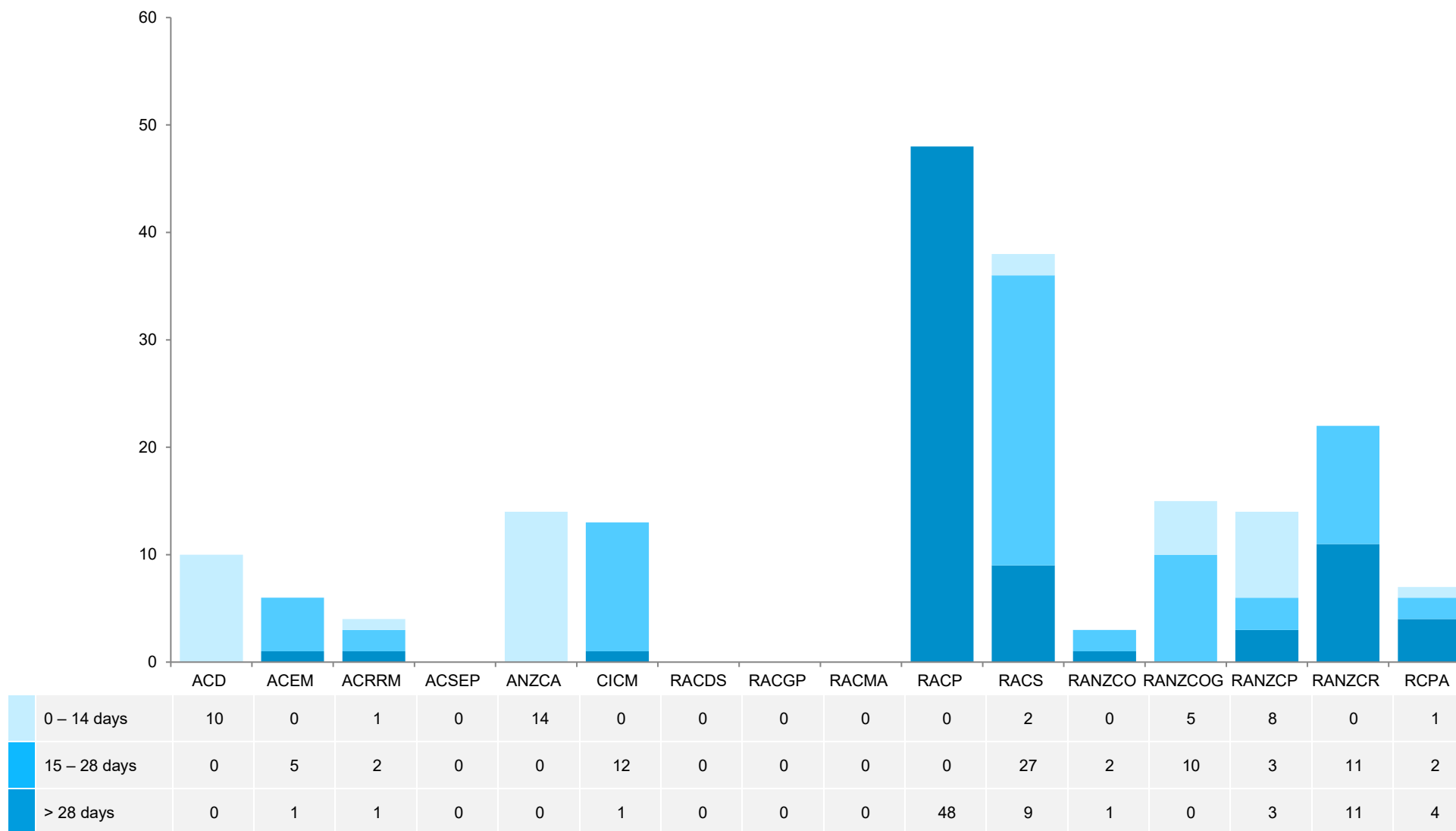


3.1.1 Specialist recognition timeframes: Interim assessment: Time to first available interview



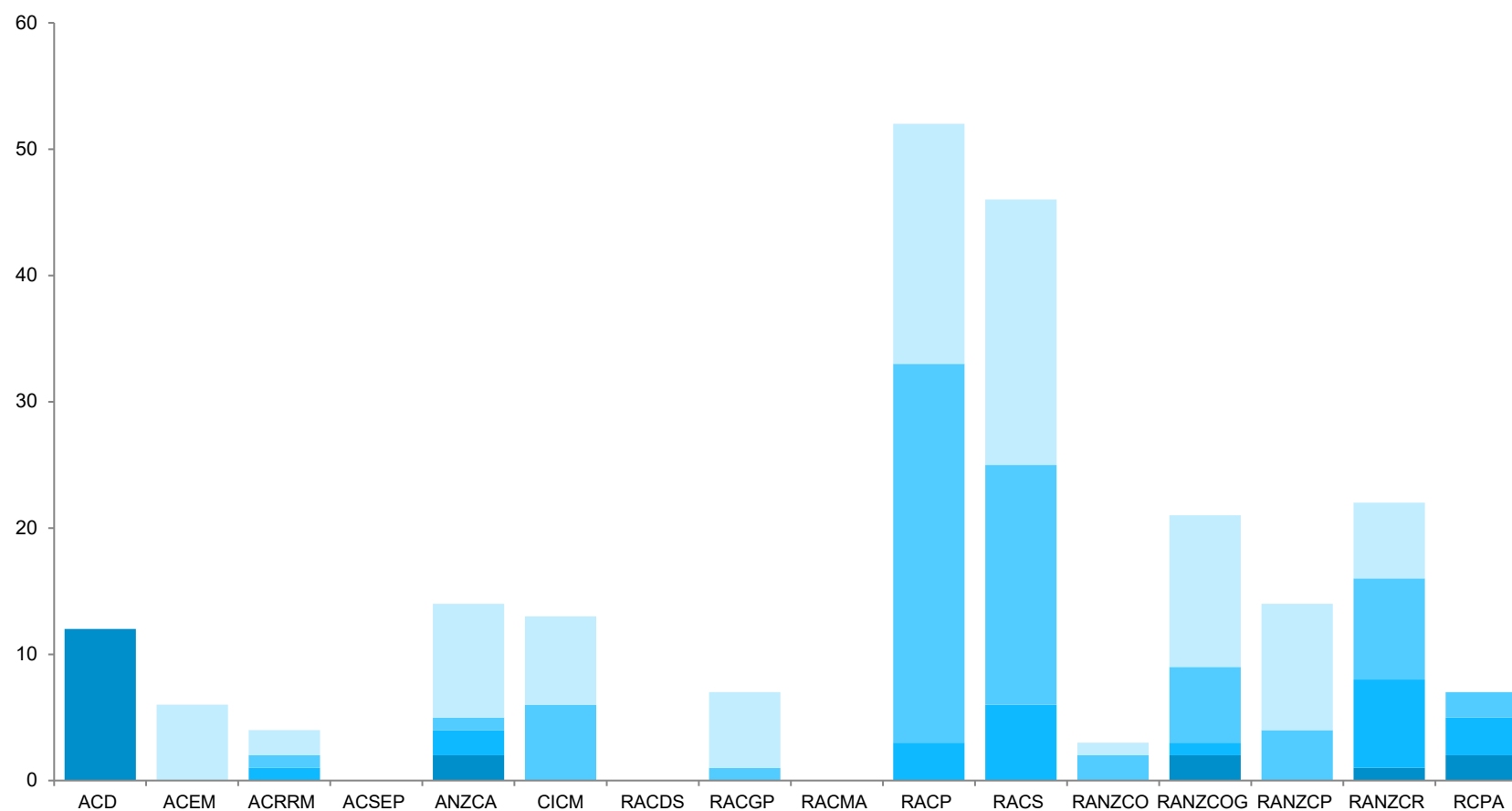
Note: RACGP do not interview to assess comparability.

3.1.2 Specialist recognition timeframes: Interim assessment: Time from interview to interim assessment decision



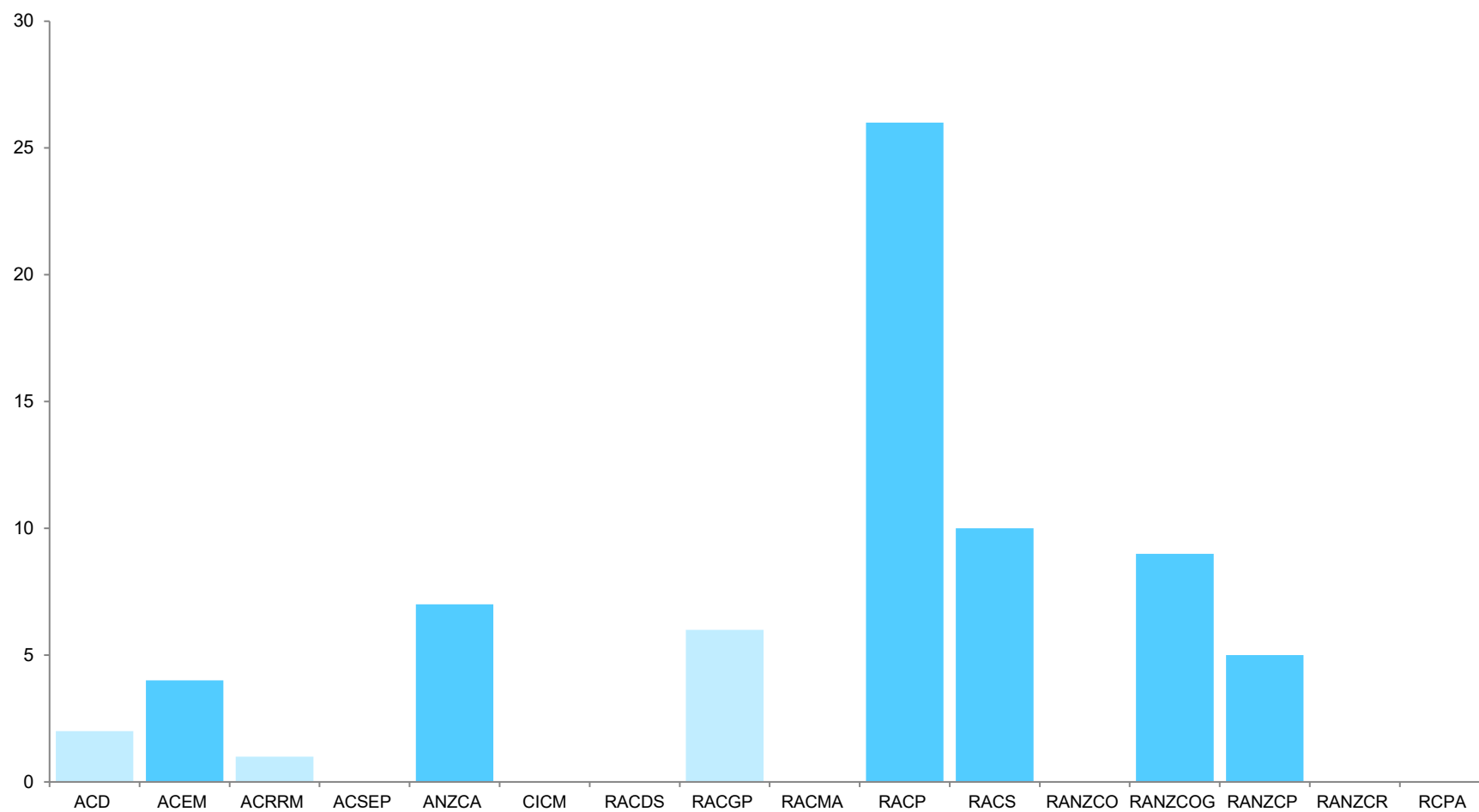
Note: RACGP do not interview to assess comparability.

3.1.3 Specialist recognition timeframes: Interim assessment: Total time for interim assessment



	ACD	ACEM	ACRRM	ACSEP	ANZCA	CICM	RACDS	RACGP	RACMA	RACP	RACS	RANZCO	RANZCOG	RANZCP	RANZCR	RCPA
0 – 3 months 14 days	0	6	2	0	9	7	0	6	0	19	21	1	12	10	6	0
3 months 15 days – 6 months	0	0	1	0	1	6	0	1	0	30	19	2	6	4	8	2
> 6 months – 9 months	0	0	1	0	2	0	0	0	0	3	6	0	1	0	7	3
> 9 months	12	0	0	0	2	0	0	0	0	0	0	0	2	0	1	2

4.1.1 Specialist recognition requirements: Substantially comparable IMGs: Period of peer review required by college

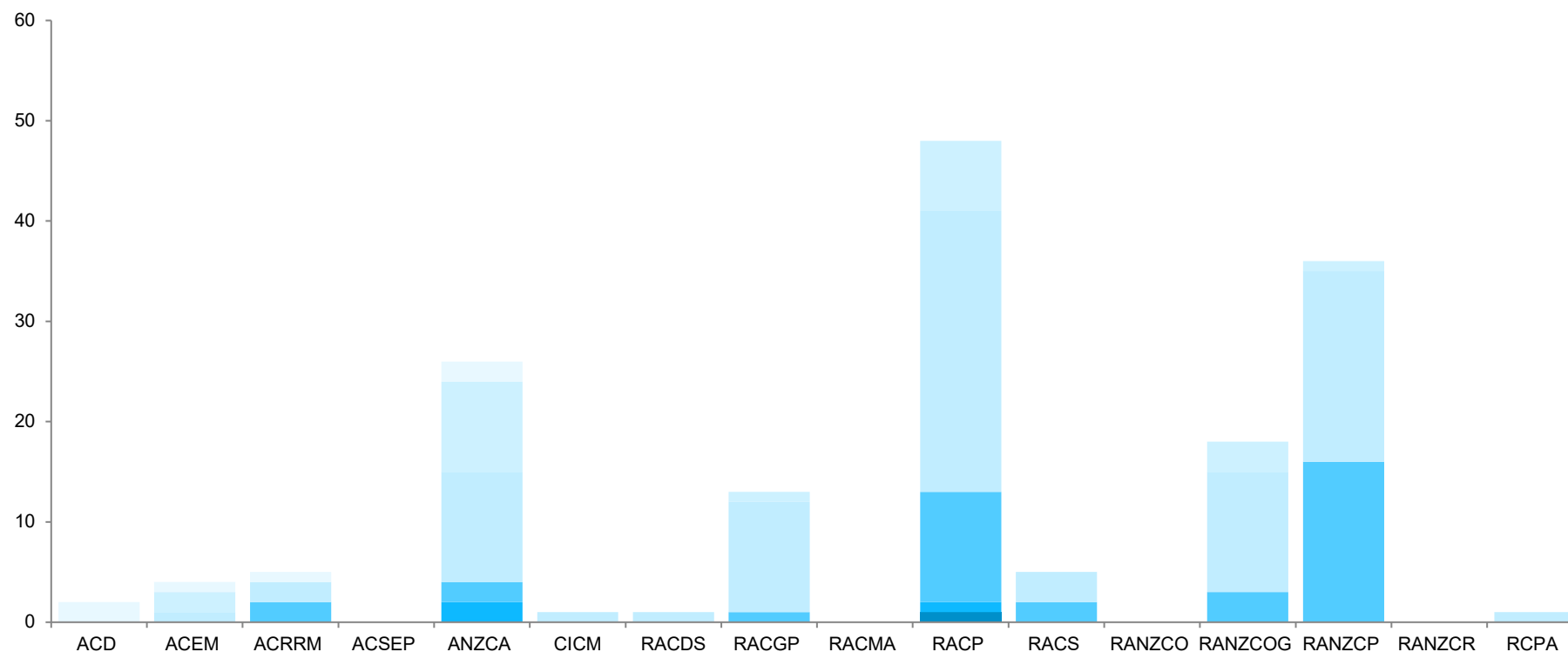


No peer review required	2	0	1	0	0	0	0	0	6	0	0	0	0	0	0	0
0 – 12 months	0	4	0	0	7	0	0	0	0	0	26	10	0	9	5	0
> 12 months	0	0	0	0	0	0	0	0	0	0	0	0	0	0	0	0

4.1.2 Specialist recognition requirements: Substantially comparable IMGs: Number required to complete exam

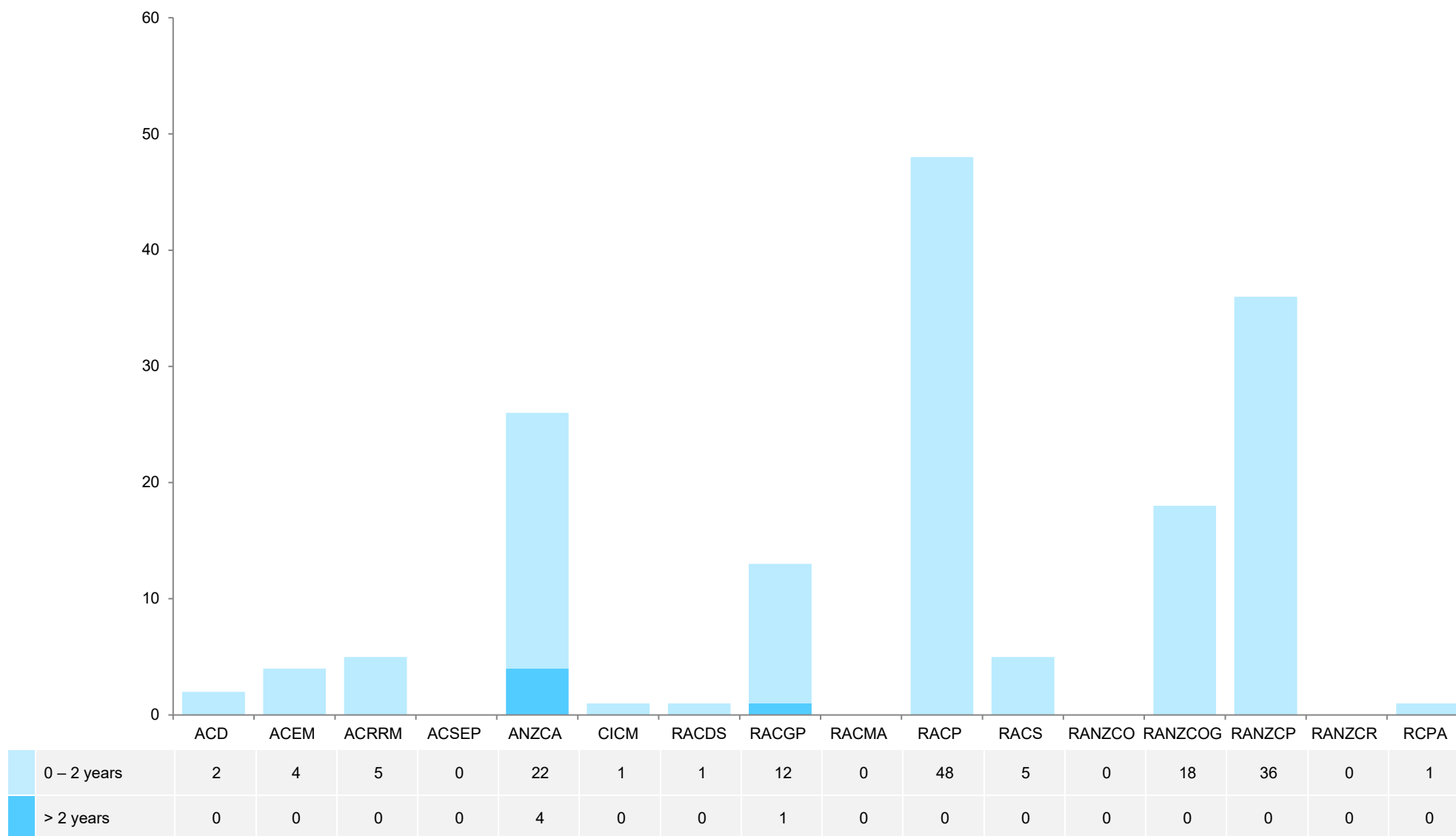
All specialist medical colleges reported that no substantially comparable IMGs were required to complete a formal examination.

4.1.3 Specialist recognition requirements: Substantially comparable IMGs: Time for final assessment

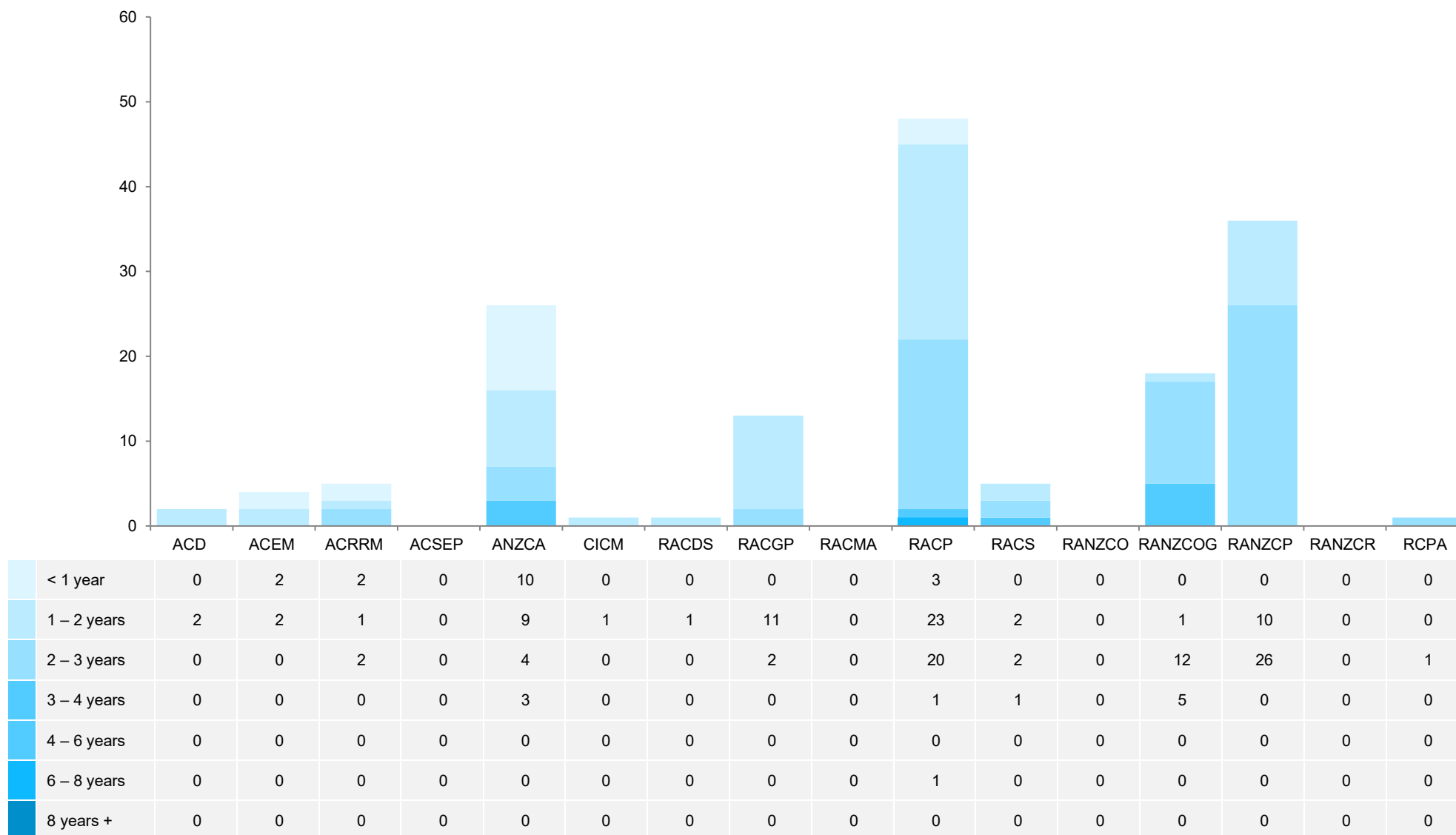


	ACD	ACEM	ACRRM	ACSEP	ANZCA	CICM	RACDS	RACGP	RACMA	RACP	RACS	RANZCO	RANZCOG	RANZCP	RANZCR	RCPA
0 – 6 months	2	1	1	0	2	0	0	0	0	0	0	0	0	0	0	0
6 – 12 months	0	2	0	0	9	0	0	1	0	7	0	0	3	1	0	0
12 – 24 months	0	1	2	0	11	1	1	11	0	28	3	0	12	19	0	1
24 – 36 months	0	0	2	0	2	0	0	1	0	11	2	0	3	16	0	0
36 – 48 months	0	0	0	0	2	0	0	0	0	1	0	0	0	0	0	0
> 48 months	0	0	0	0	0	0	0	0	0	1	0	0	0	0	0	0

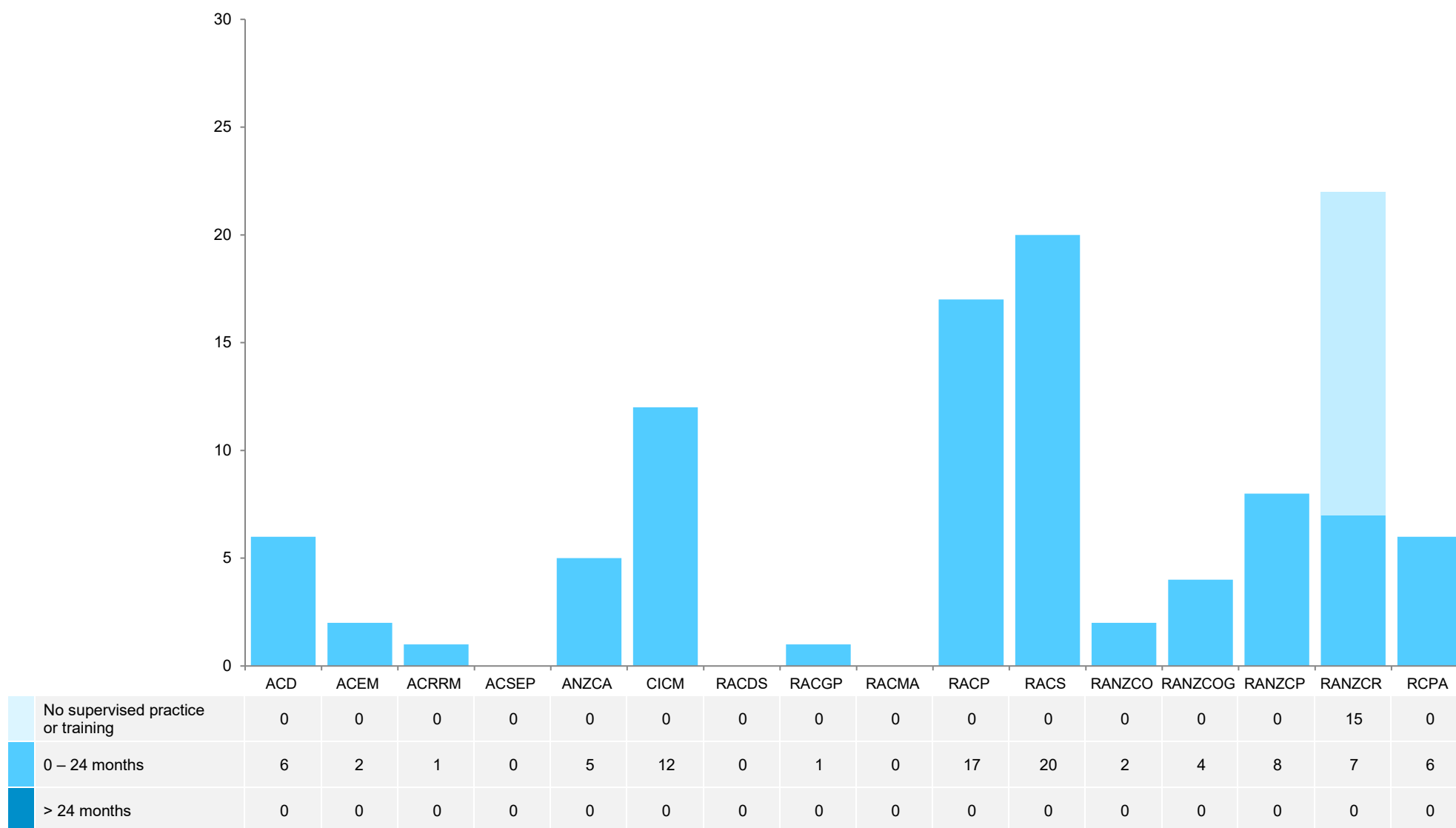
4.1.4 Specialist recognition requirements: Substantially comparable IMGs: Maximum timeframe for completing college requirements



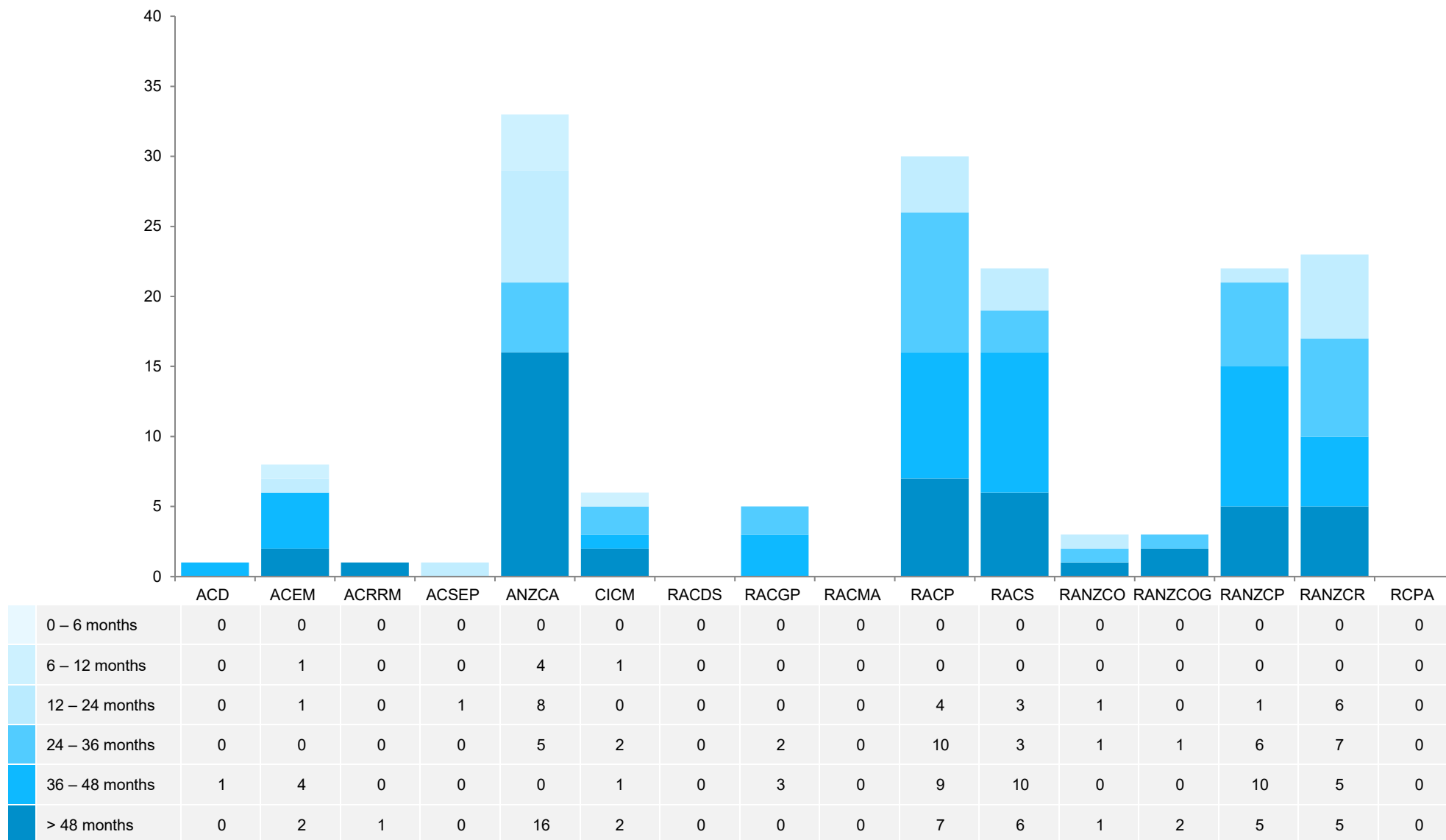
4.1.5 Specialist recognition requirements: Substantially comparable IMGs: Total time on specialist pathway



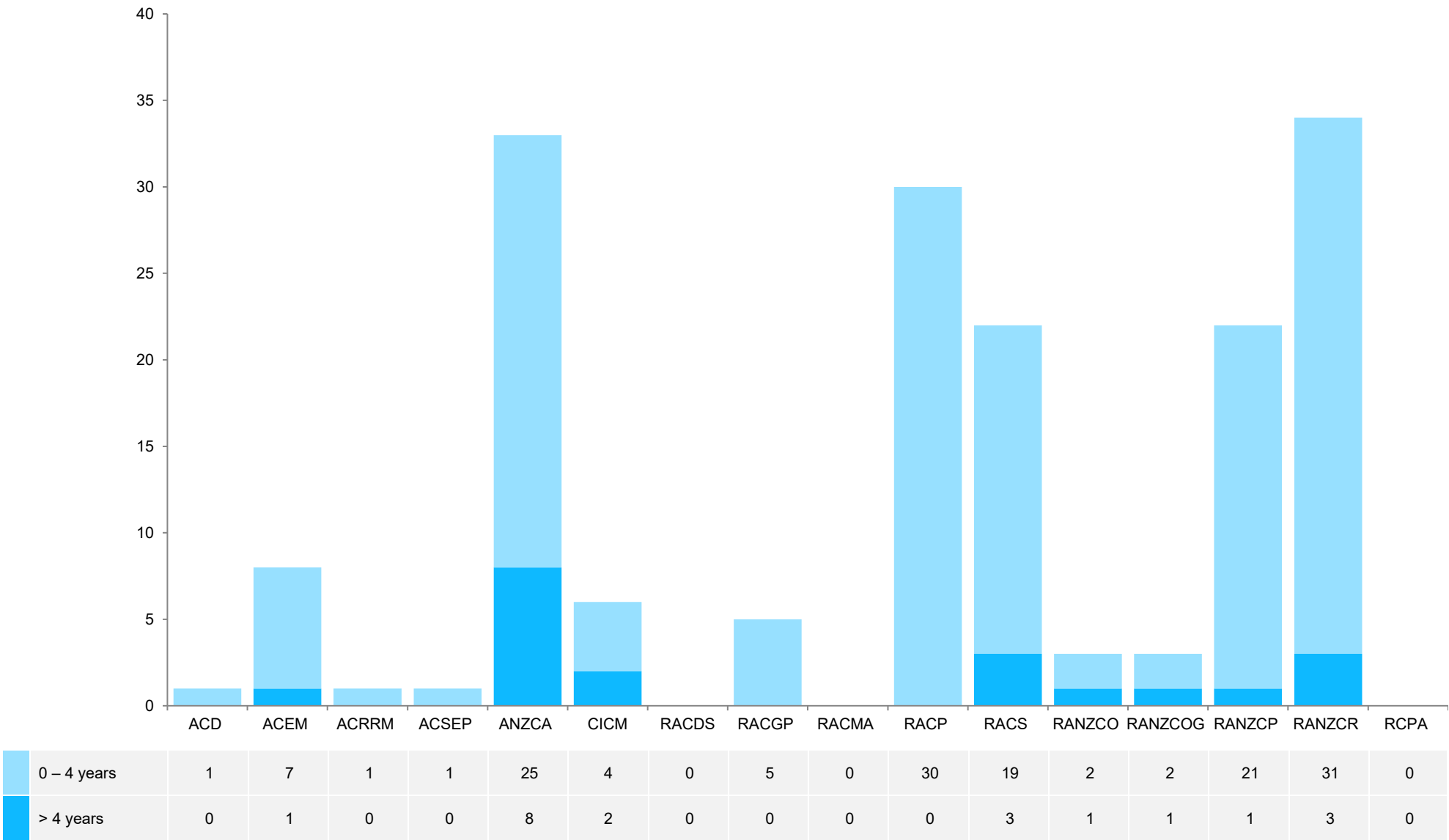
4.2.1 Specialist recognition requirements: Partially comparable IMGs: Period of supervised practice and/or training required by college



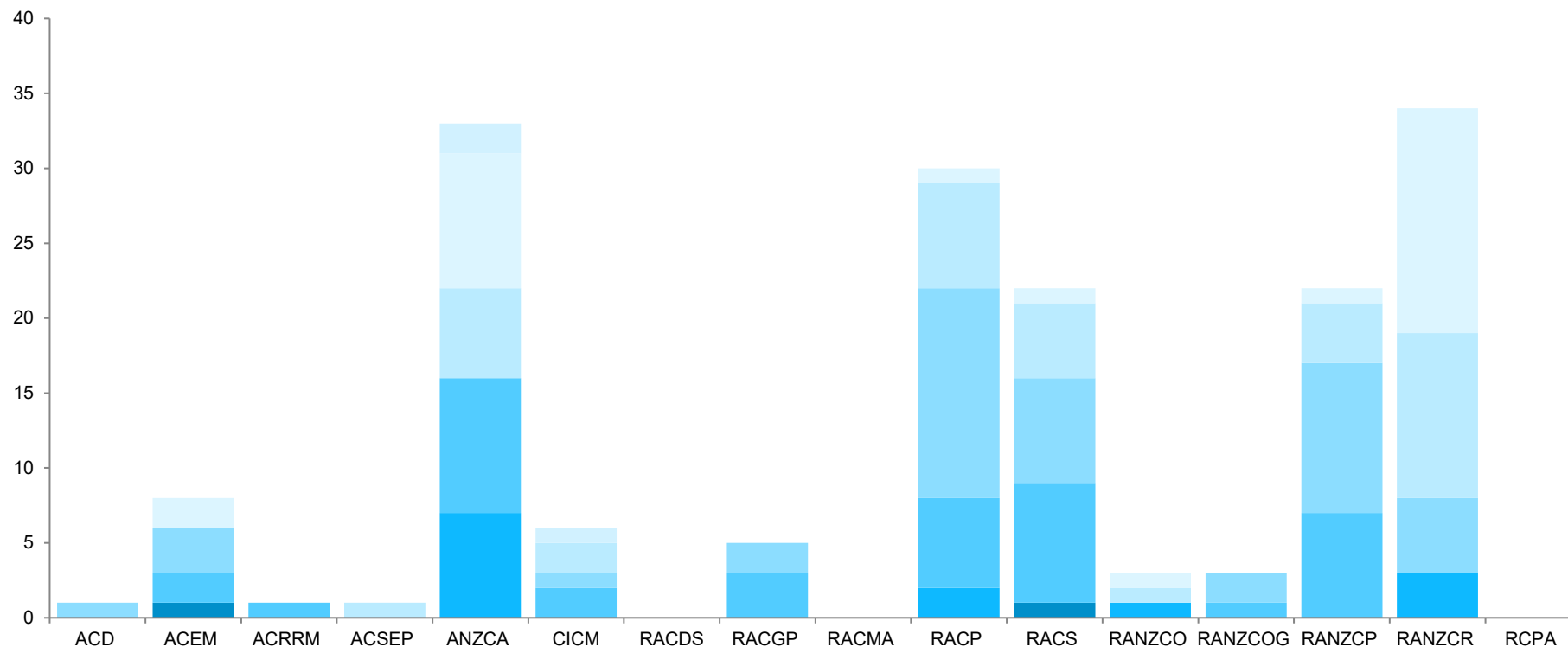
4.2.2 Specialist recognition requirements: Partially comparable IMGs: Time for final assessment



4.2.3 Specialist recognition requirements: Partially comparable IMGs: Maximum timeframe for completing college requirements

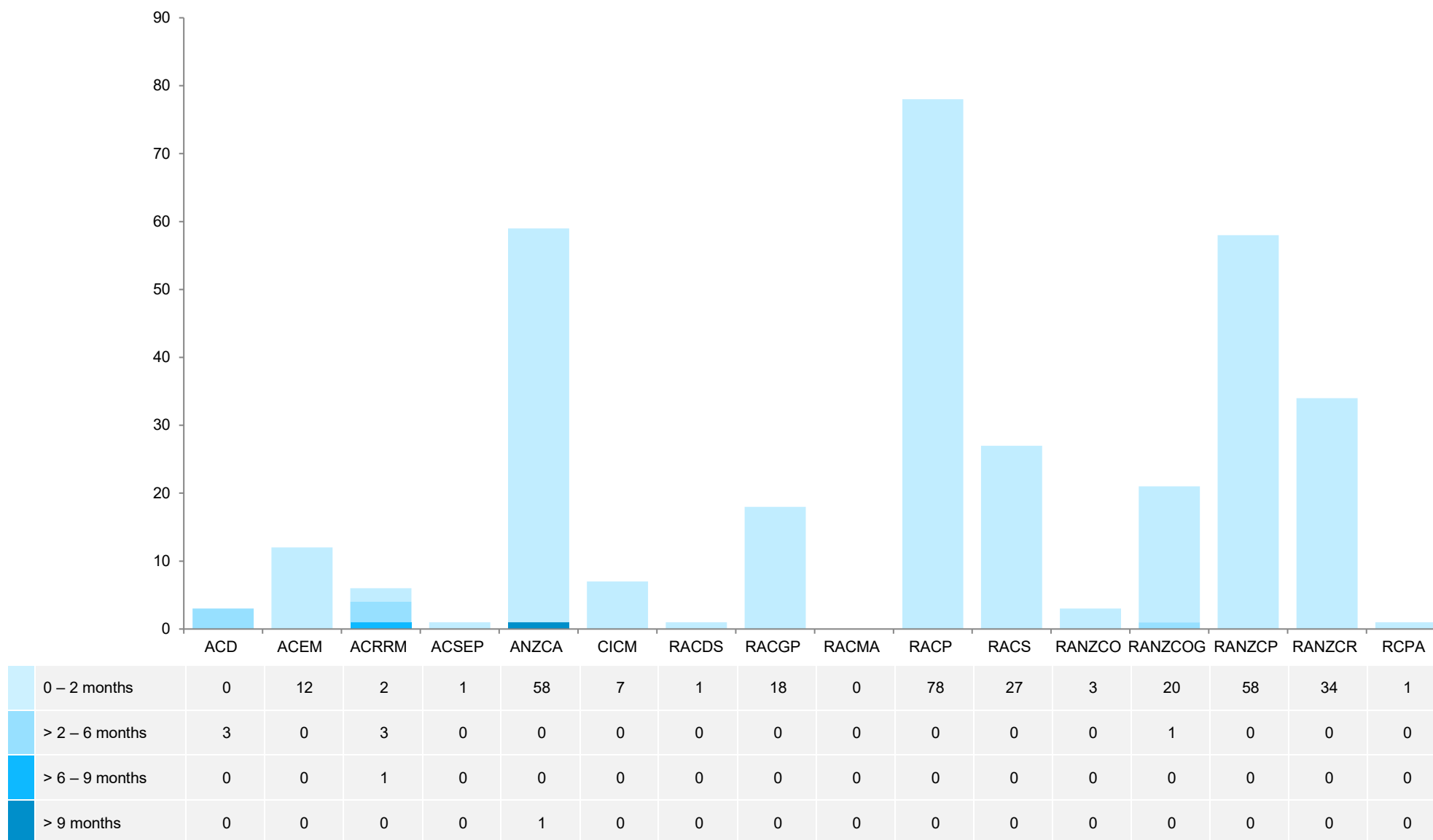


4.2.4 Specialist recognition requirements: Partially comparable IMGs: Total time on specialist pathway

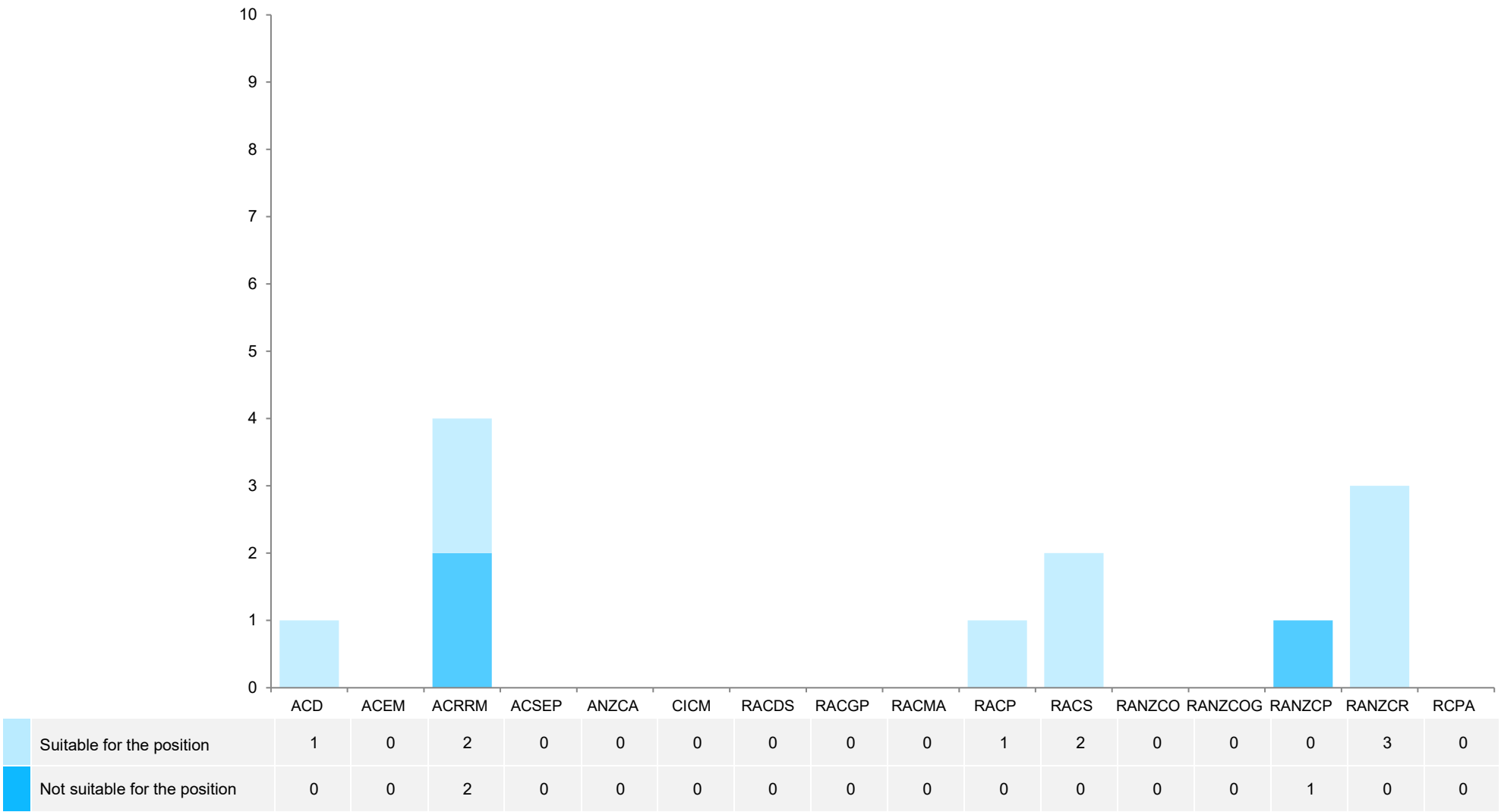


	ACD	ACEM	ACRRM	ACSEP	ANZCA	CICM	RACDS	RACGP	RACMA	RACP	RACS	RANZCO	RANZCOG	RANZCP	RANZCR	RCPA
< 1 year	0	0	0	0	2	1	0	0	0	0	0	0	0	0	0	0
1 – 2 years	0	2	0	0	9	0	0	0	0	1	1	1	0	1	15	0
2 – 3 years	0	0	0	1	6	2	0	0	0	7	5	1	0	4	11	0
3 – 4 years	1	3	0	0	0	1	0	2	0	14	7	0	2	10	5	0
4 – 6 years	0	2	1	0	9	2	0	3	0	6	8	0	1	7	0	0
6 – 8 years	0	0	0	0	7	0	0	0	0	2	0	1	0	0	3	0
8 years +	0	1	0	0	0	0	0	0	0	0	1	0	0	0	0	0

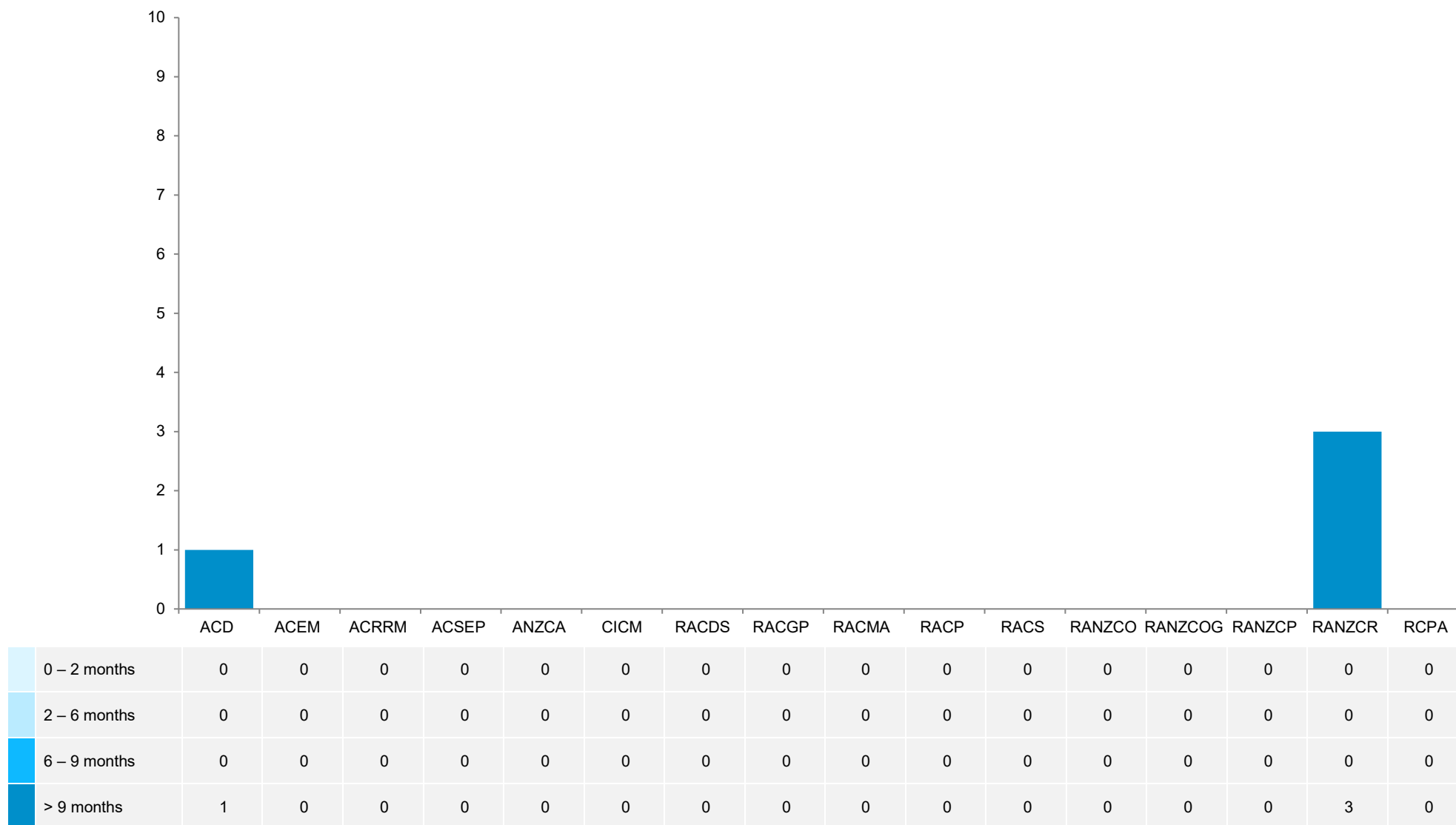
4.3.1 Specialist recognition requirements: Final assessment decision: Time for specialist recognition final assessment decision



5.1 Area of need outcomes and timeframes: Outcome of assessment



5.2 Area of need outcomes and timeframes: Time for assessment

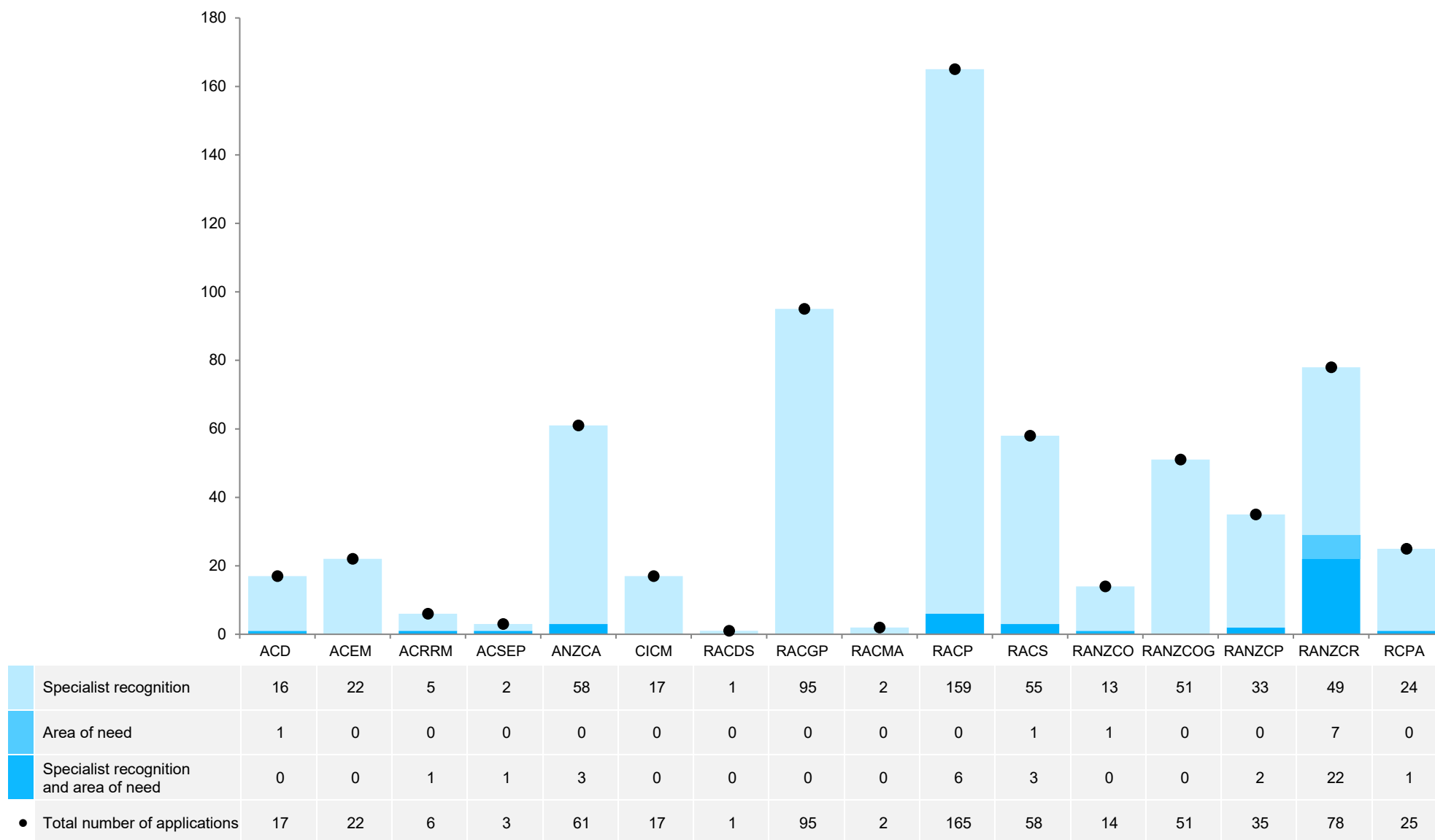


Note: Excludes combined assessments (where IMG applied for specialist recognition and area of need)

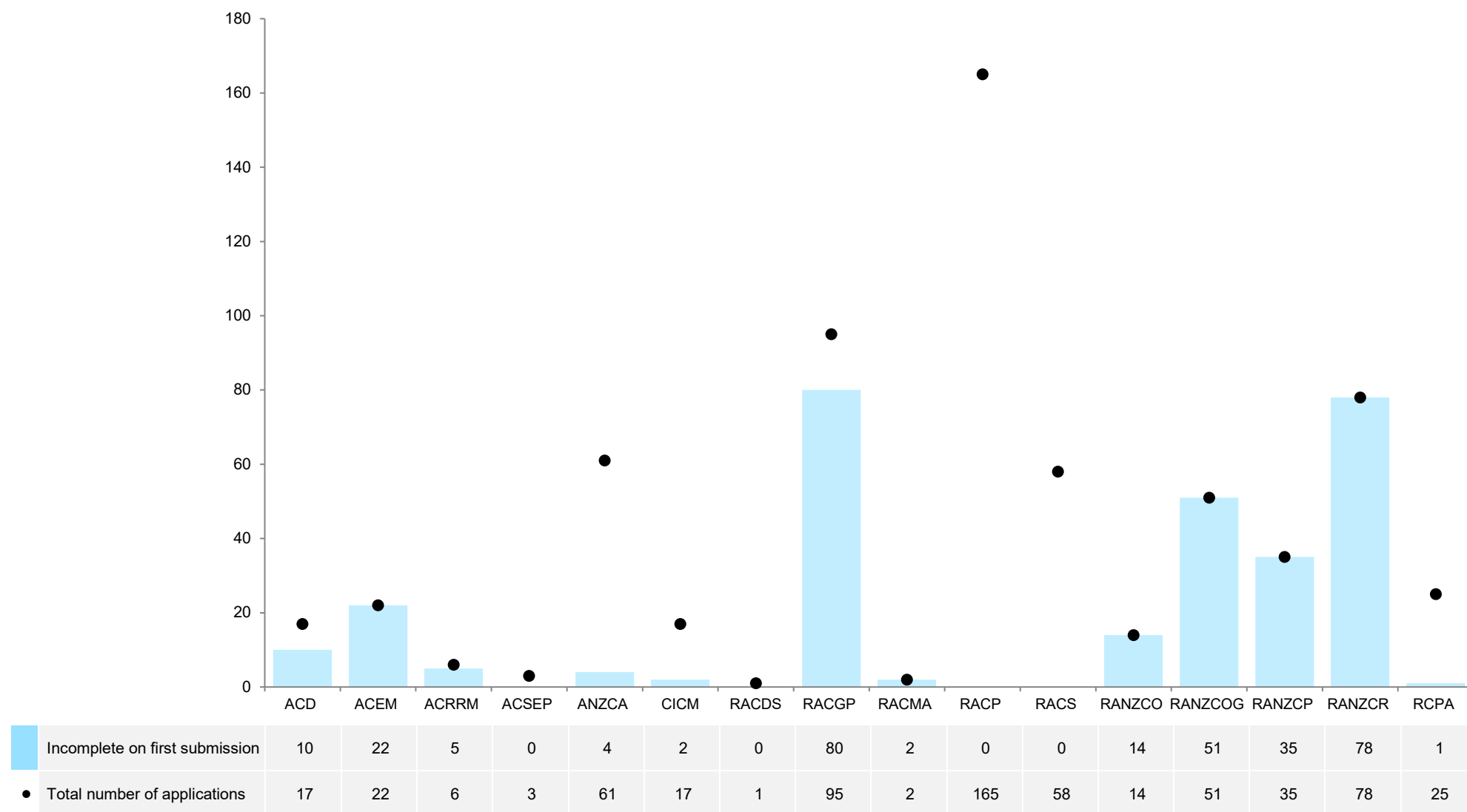
PART C: STANDARDS

Report on IMGs assessed against the *Standards: Specialist medical college assessment of specialist international medical graduates*

1.1 Applications: Number of applications received



1.2 Applications: Number of applications incomplete on first submission

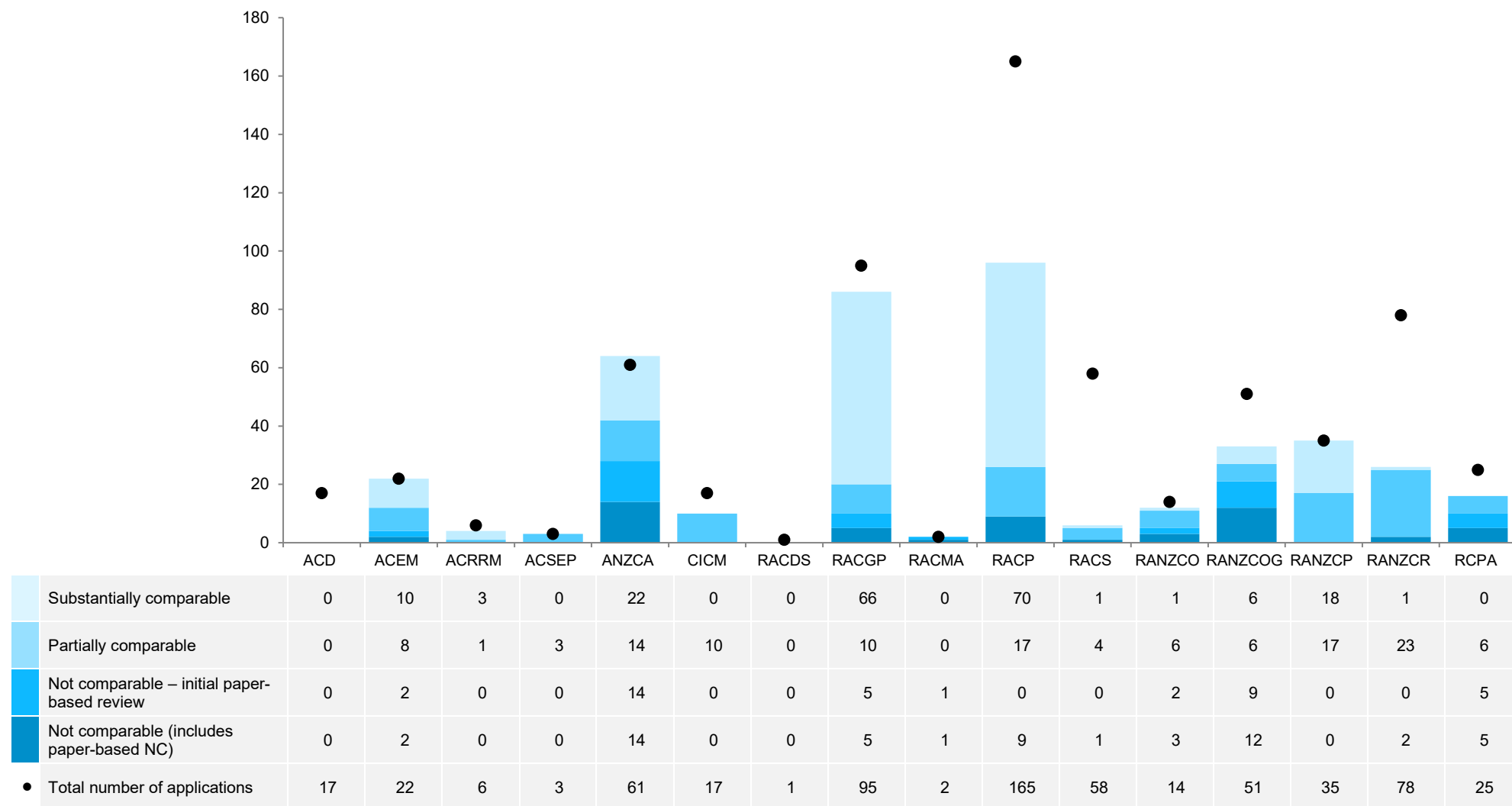


Note: Some colleges require documentation from a third party for applications to be complete.

1.3 Applications: Number of applications withdrawn by IMGs



2.1 Specialist recognition outcomes: Outcome of interim assessment



Note: Some colleges allow IMGs who were not comparable after a paper-based assessment to opt for interview. Outcomes of assessment may not total 'Total number of applications received' as some assessments were still in progress.

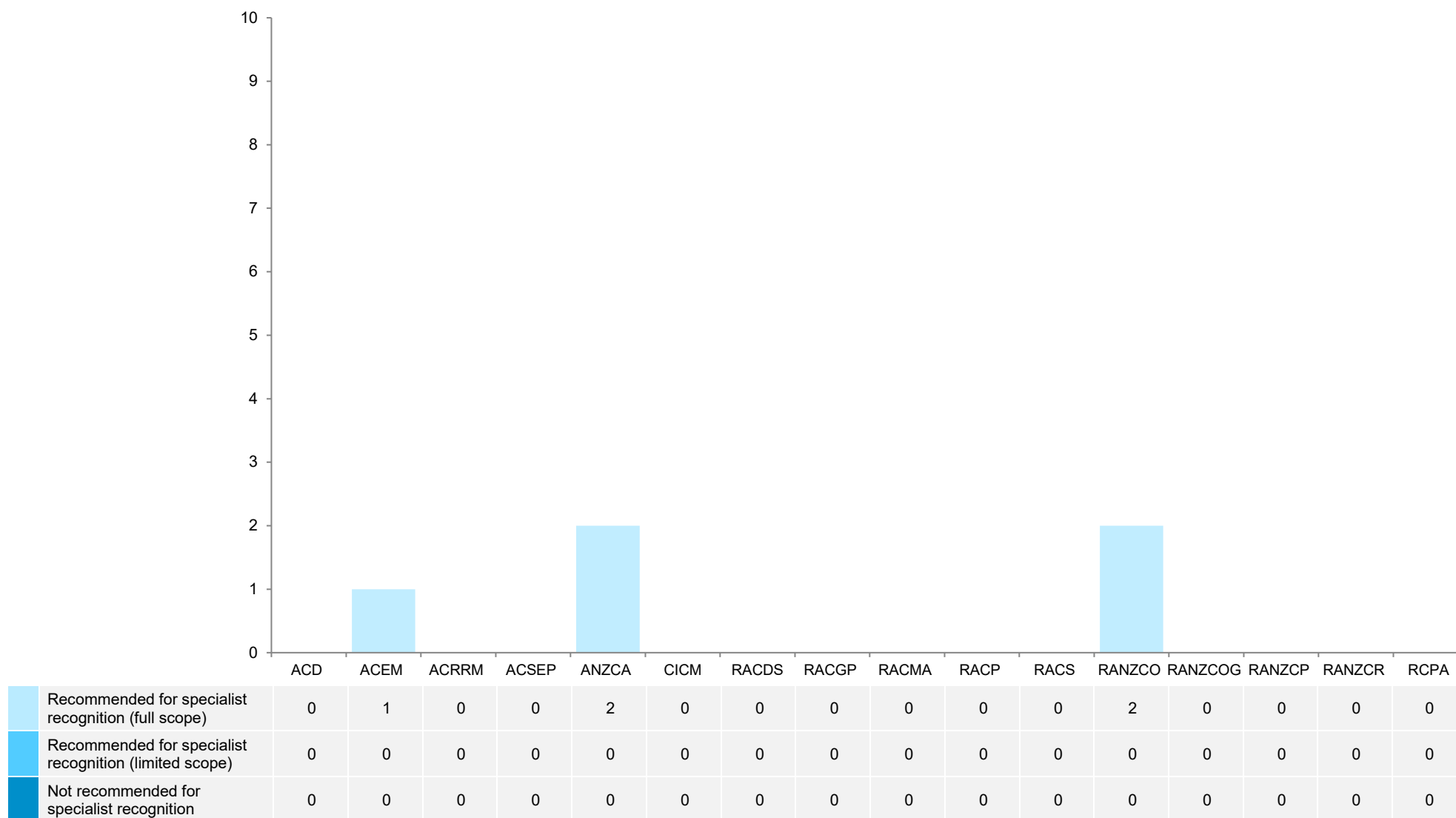
2.1.1 Specialist recognition outcomes: Outcome of interim assessment: By country of highest specialist qualification – all colleges

Country	Not comparable	Partially comparable	Substantially comparable
Bangladesh	3	3	0
Brazil	1	0	0
Brunei	0	1	0
Canada	1	7	6
Chile	0	0	1
China	0	0	1
Cuba	0	1	0
Egypt	1	7	4
Fiji	1	0	0
Germany	1	0	0
Ghana	0	1	0
Hong Kong	0	1	7
Hungary	1	0	0
India	18	26	11
Iran	0	1	2
Iraq	0	0	1
Ireland	0	2	10

Country	Not comparable	Partially comparable	Substantially comparable
Israel	1	0	3
Italy	0	1	2
Jamaica	0	1	0
Japan	0	1	0
Jordan	0	2	0
Kenya	0	2	0
Kuwait	0	0	1
Lebanon	0	1	0
Lithuania	0	1	1
Malaysia	0	3	1
Malta	0	0	1
Mexico	1	0	0
Nepal	1	1	0
Netherlands	0	2	1
New Zealand	0	0	5
Nigeria	4	2	1
Pakistan	4	4	1

Country	Not comparable	Partially comparable	Substantially comparable
Philippines	0	3	0
Portugal	0	1	1
Qatar	2	1	1
Saudi Arabia	0	1	0
Singapore	0	1	1
South Africa	2	13	11
Spain	1	2	0
Sri Lanka	0	1	13
Sudan	2	0	0
Sweden	0	1	0
Switzerland	0	1	0
Syria	0	1	1
Turkey	1	0	3
United Kingdom	3	17	104
United States of America	3	9	3
Yemen	1	0	0
No spec qual	1	0	0

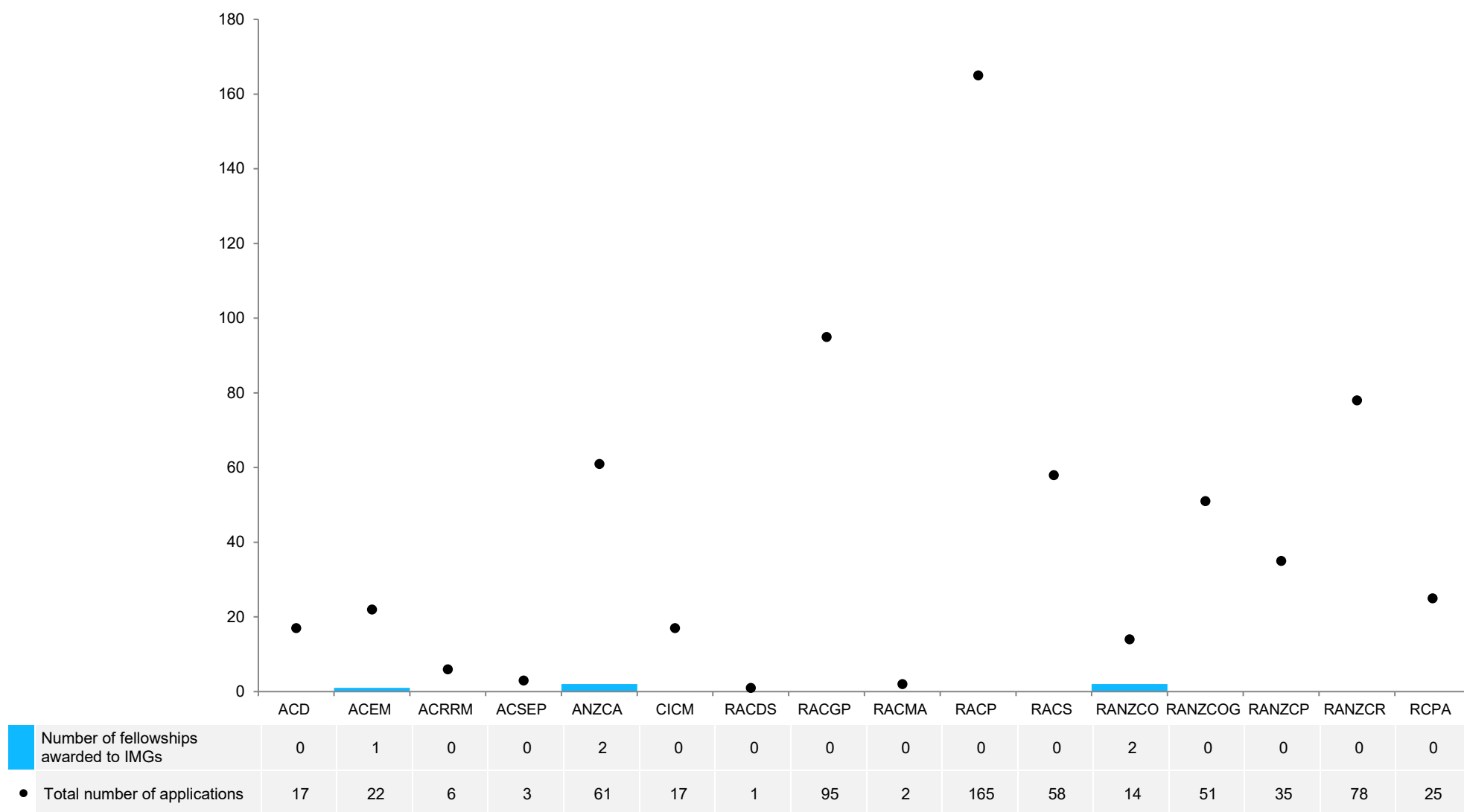
2.2 Specialist recognition outcomes: Outcome of final assessment



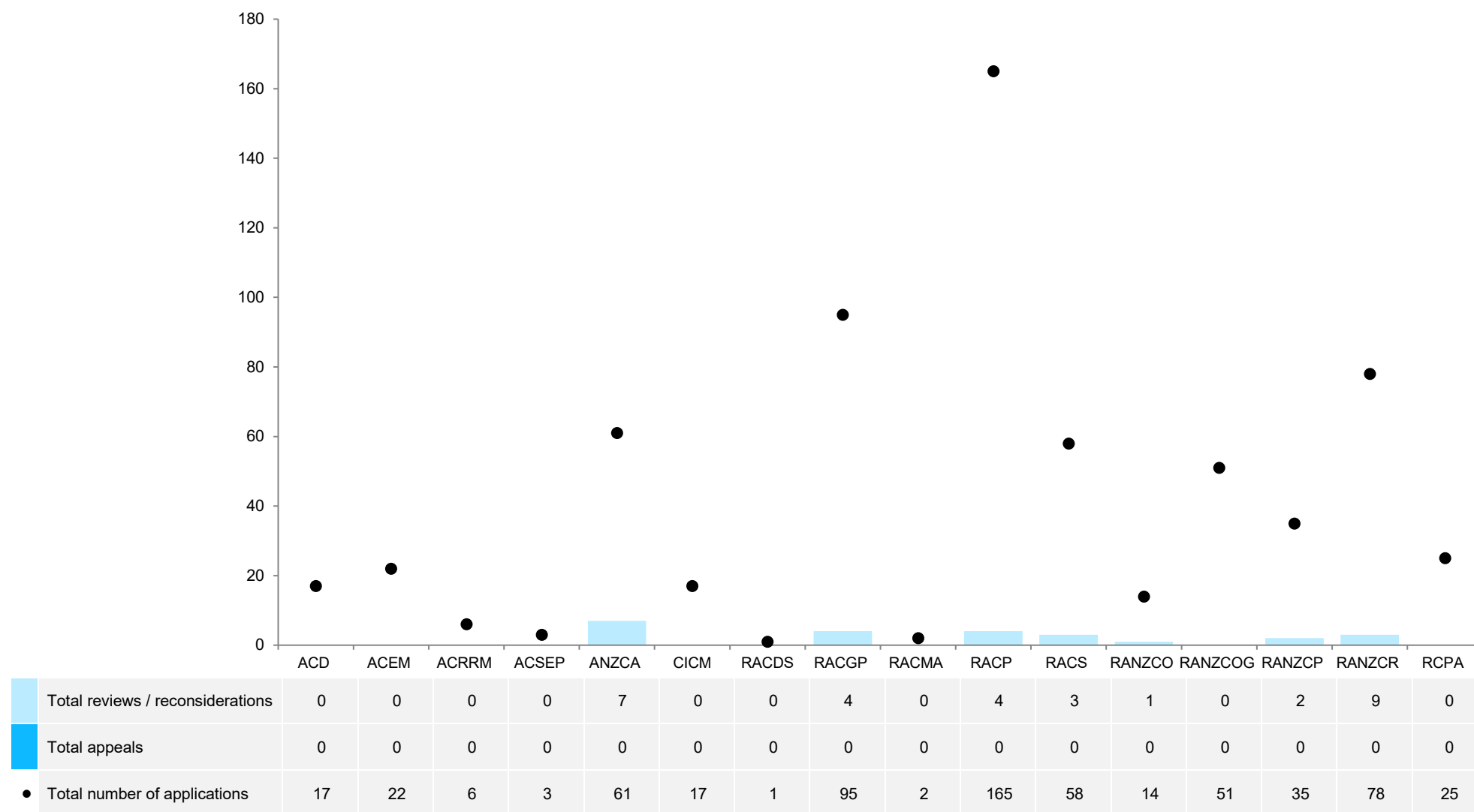
2.2.1 Specialist recognition outcomes: Outcome of final assessment: By country of highest specialist qualification – all colleges

Country	Partially comparable		Substantially comparable	
	Recommended	Not recommended	Recommended	Not recommended
Egypt	1	0	0	0
Portugal	0	0	1	0
South Africa	1	0	0	0
United Kingdom	0	0	2	0

2.3 Specialist recognition outcomes: Number of fellowships awarded to IMGs

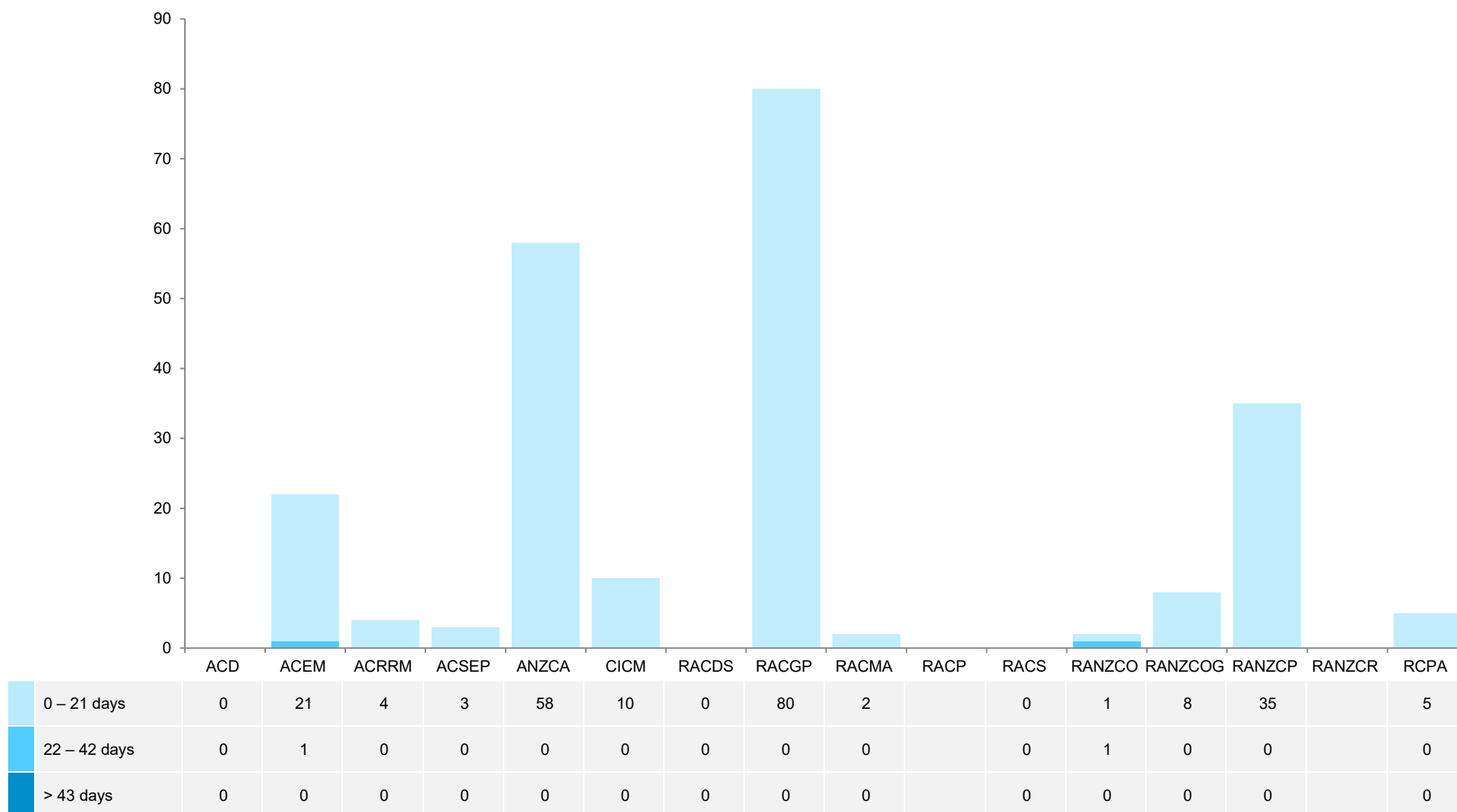


2.4 Specialist recognition outcomes: Number of reviews/reconsiderations and appeals of college decision requested by IMGs



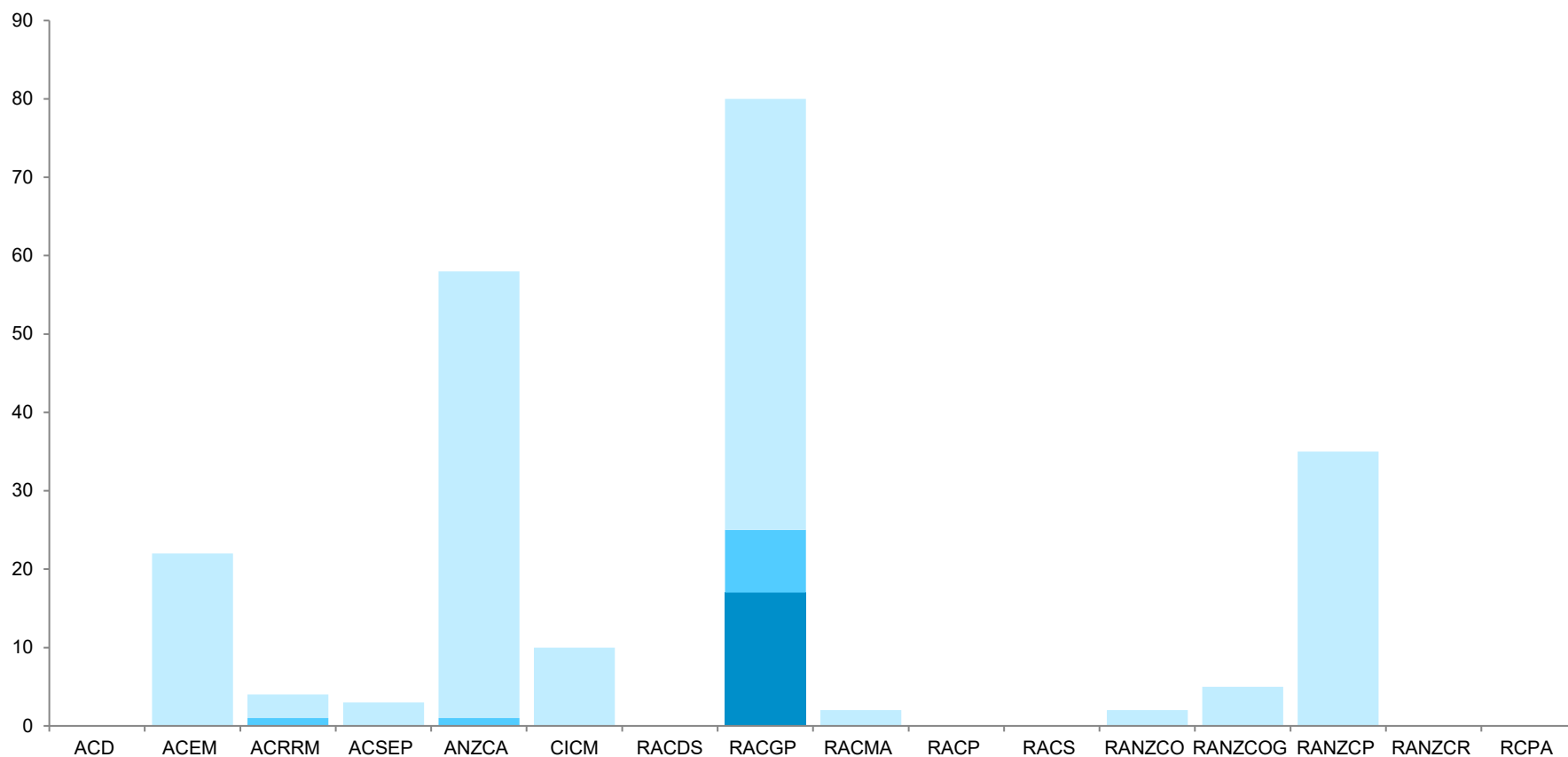
Note: Colleges have different appeals process and classification of 'reviews/reconsideration and appeals' vary.

3.1.1 Specialist recognition timeframes: Interim assessment – Summary of Preliminary Review (SPR) before interview: Time for SPR to applicant



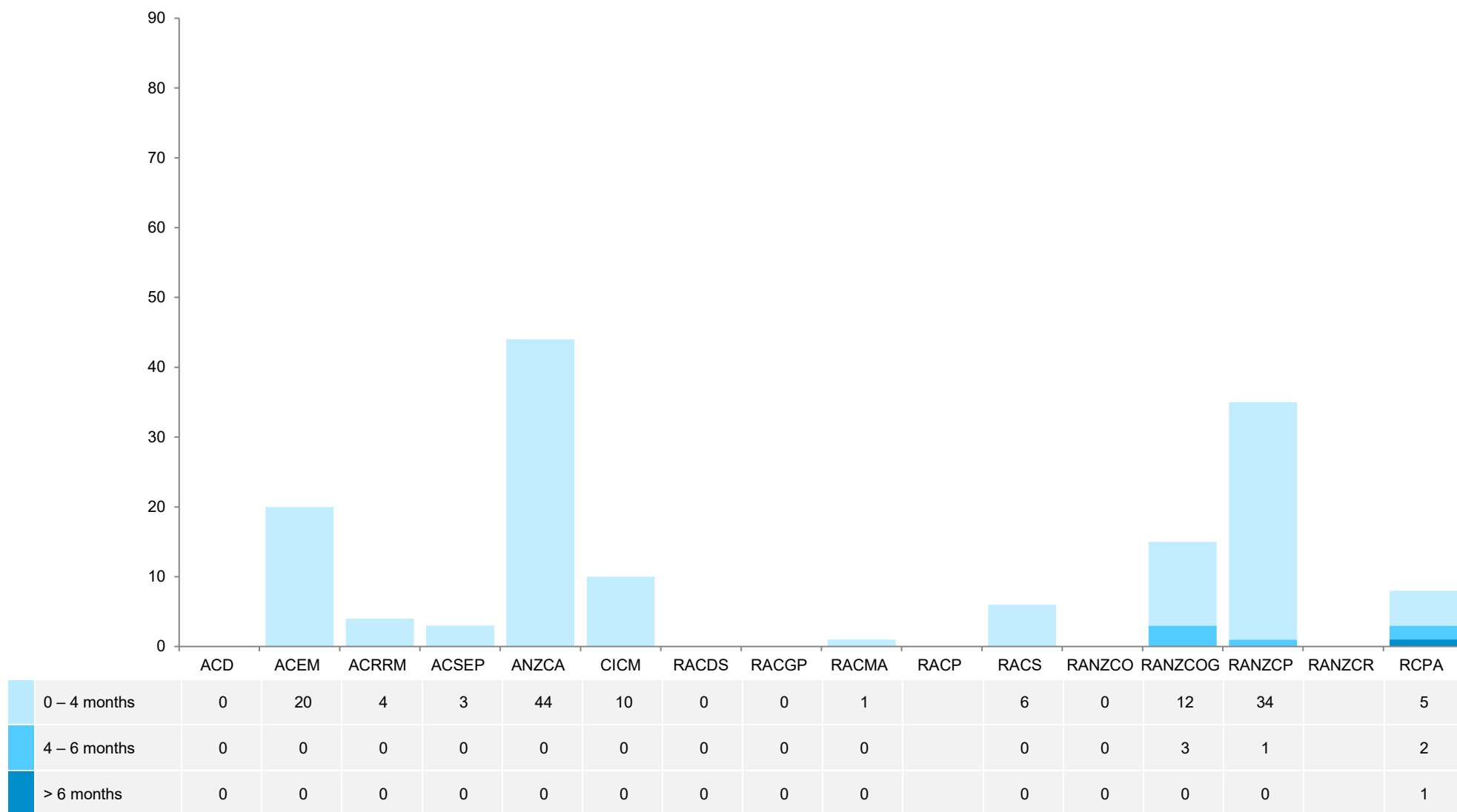
Note: RACGP and RCPA SPR processes were different from the SPR process described in the Standards. RACS did not implement the SPR in 2021.

3.1.2 Specialist recognition timeframes: Interim assessment – Summary of Preliminary Review (SPR) before interview: Time for applicant response



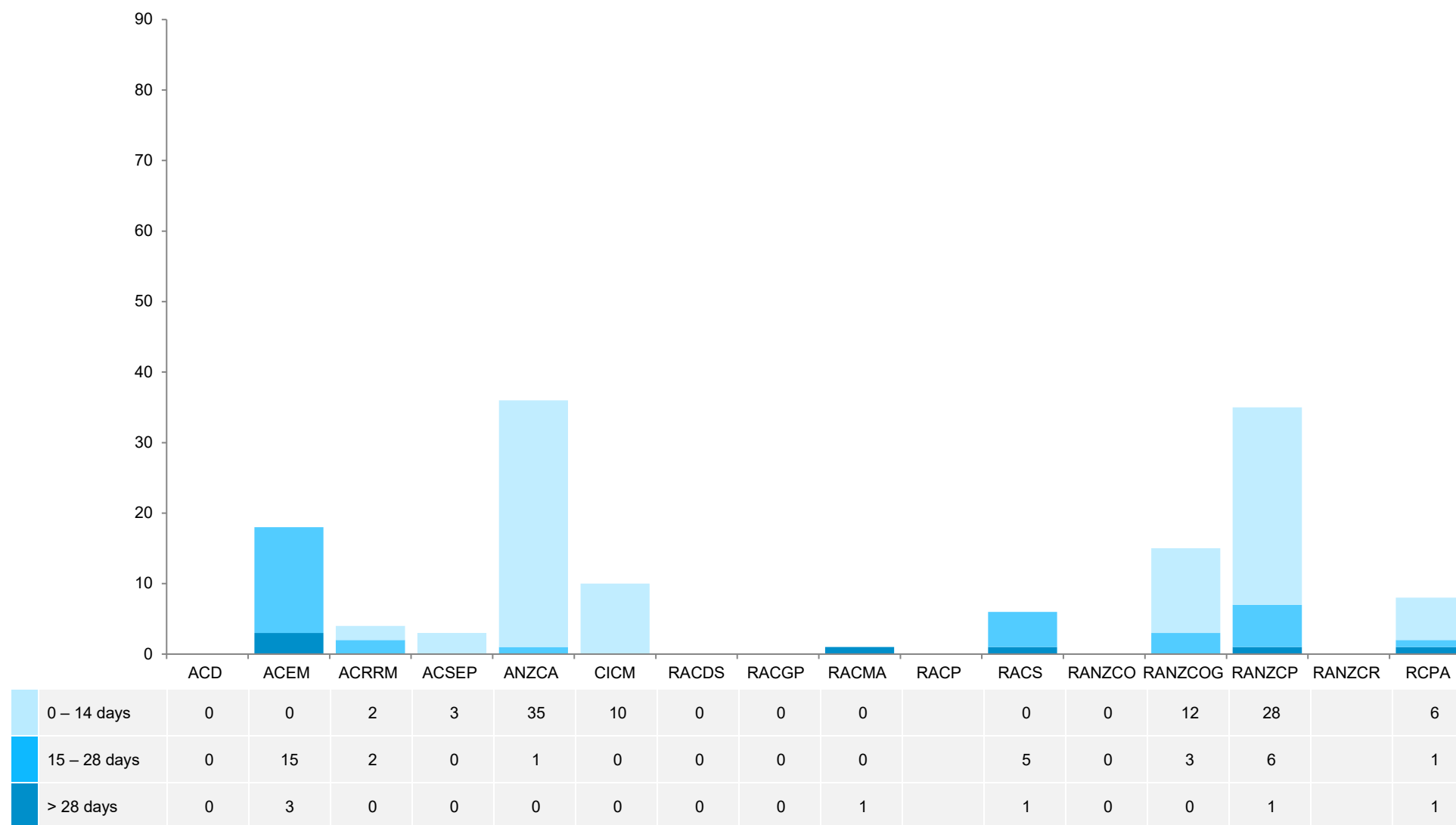
Note: RACGP and RCPA SPR processes were different from the SPR process described in the Standards. RACS did not implement the SPR in 2021.

3.1.3 Specialist recognition timeframes: Interim assessment – Summary of Preliminary Review (SPR) before interview: Time to first available interview



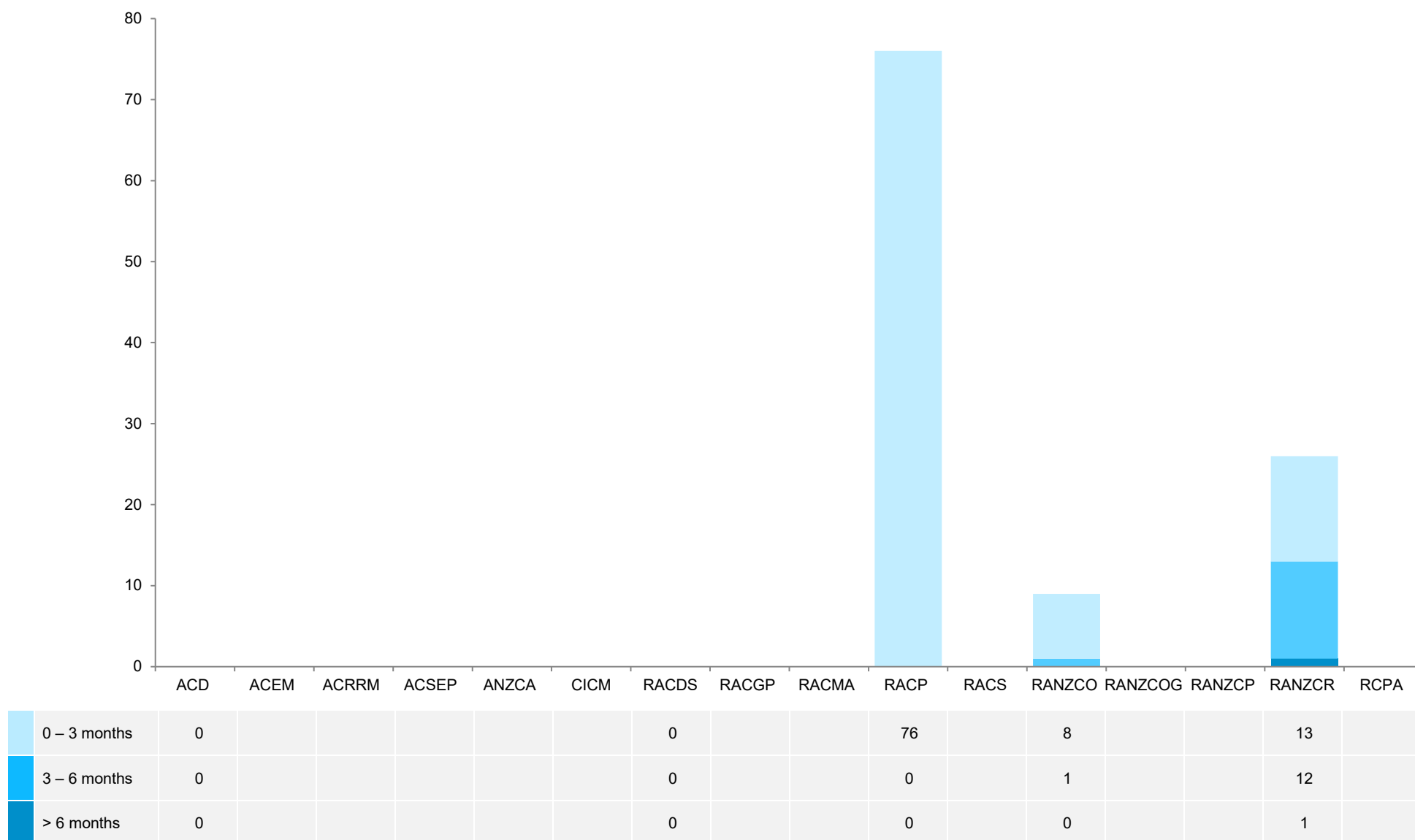
Note: RACGP do not interview to assess comparability.

3.1.4 Specialist recognition timeframes: Interim assessment – Summary of Preliminary Review (SPR) before interview: Time from interview to decision

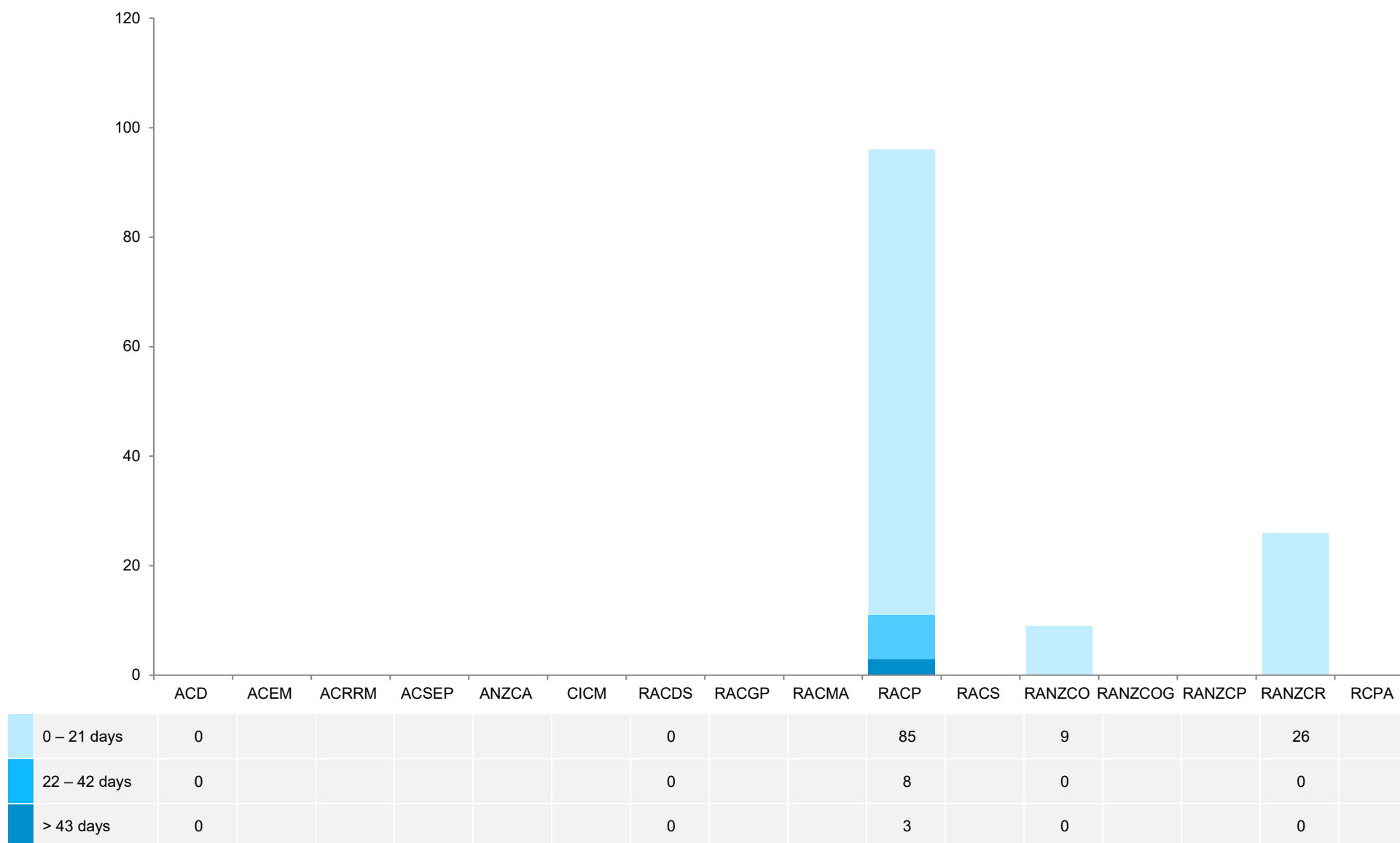


Note: RACGP do not interview to assess comparability.

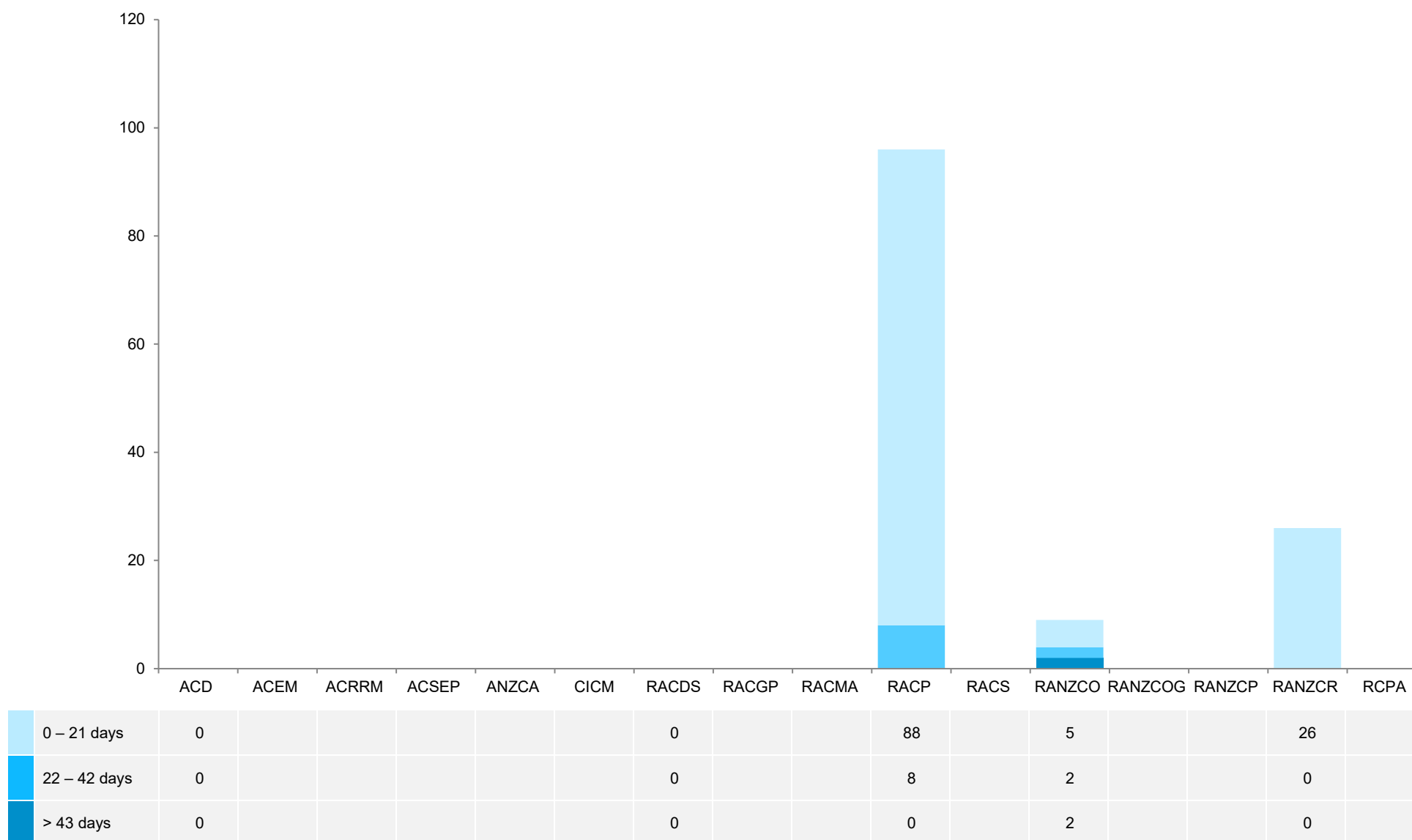
3.2.1 Specialist recognition timeframes: Interim assessment – Summary of Preliminary Review (SPR) after interview: Time to first available interview



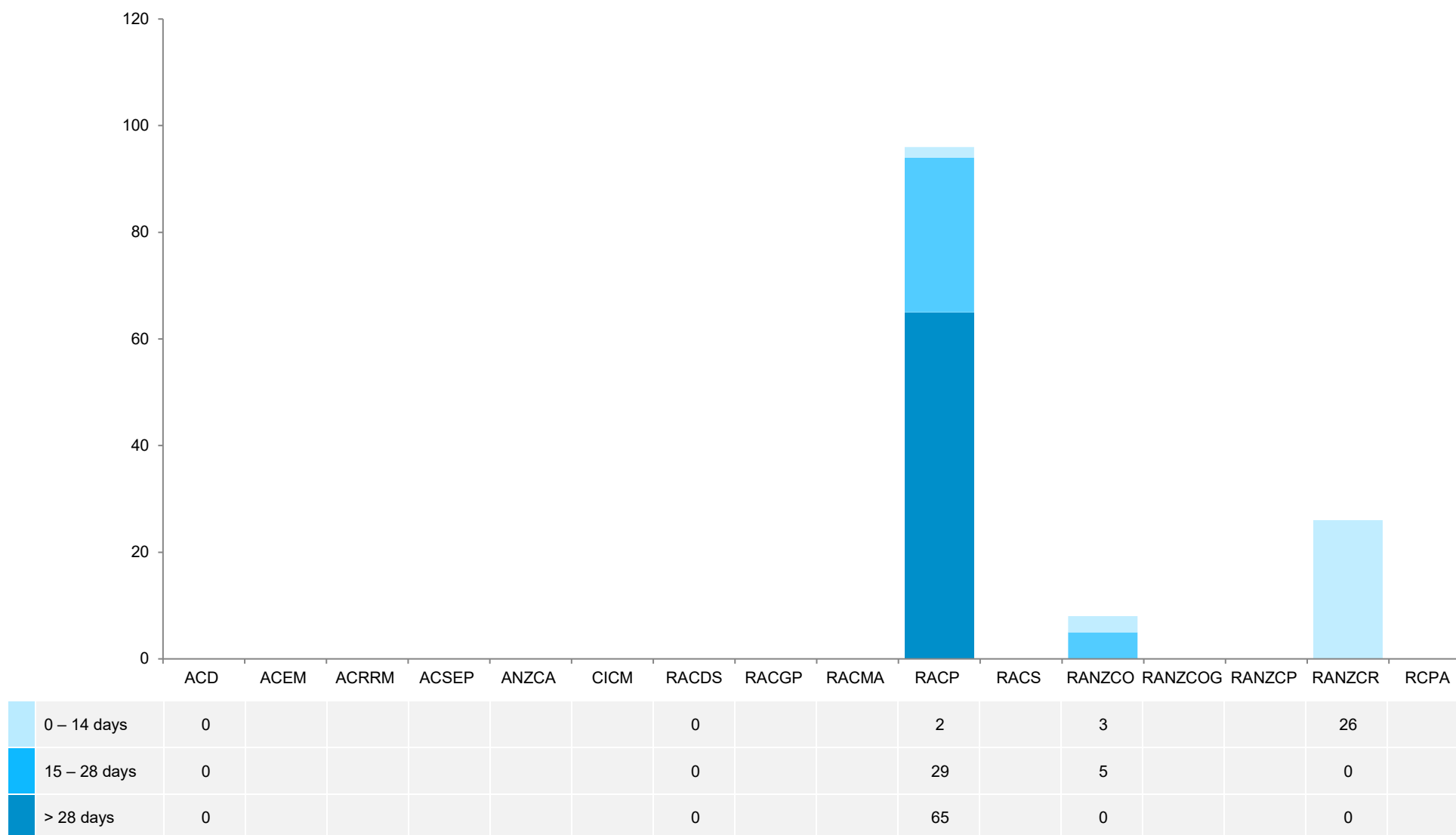
3.2.2 Specialist recognition timeframes: Interim assessment – Summary of Preliminary Review (SPR) after interview: Time for SPR to applicant



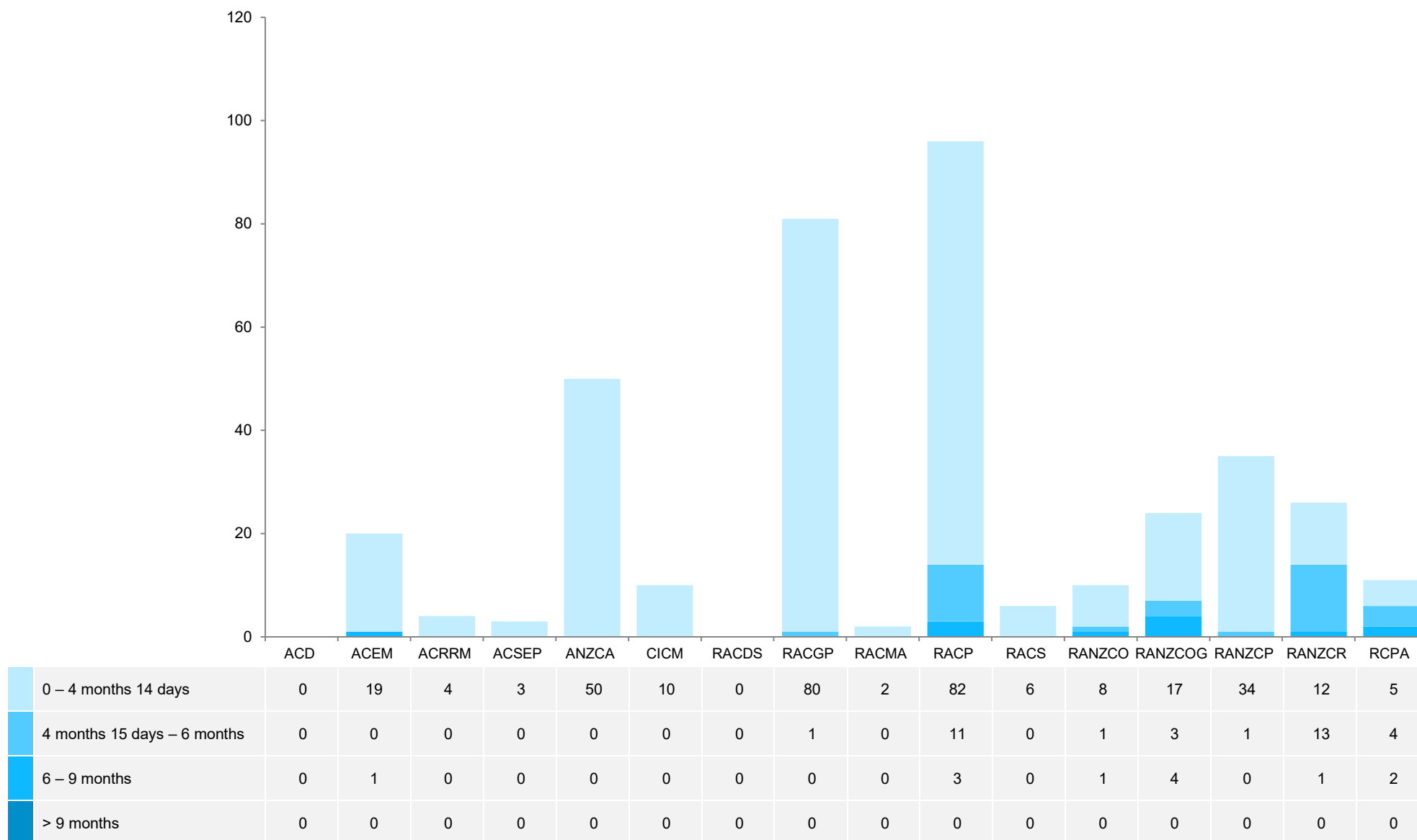
3.2.3 Specialist recognition timeframes: Interim assessment – Summary of Preliminary Review (SPR) after interview: Time for applicant response



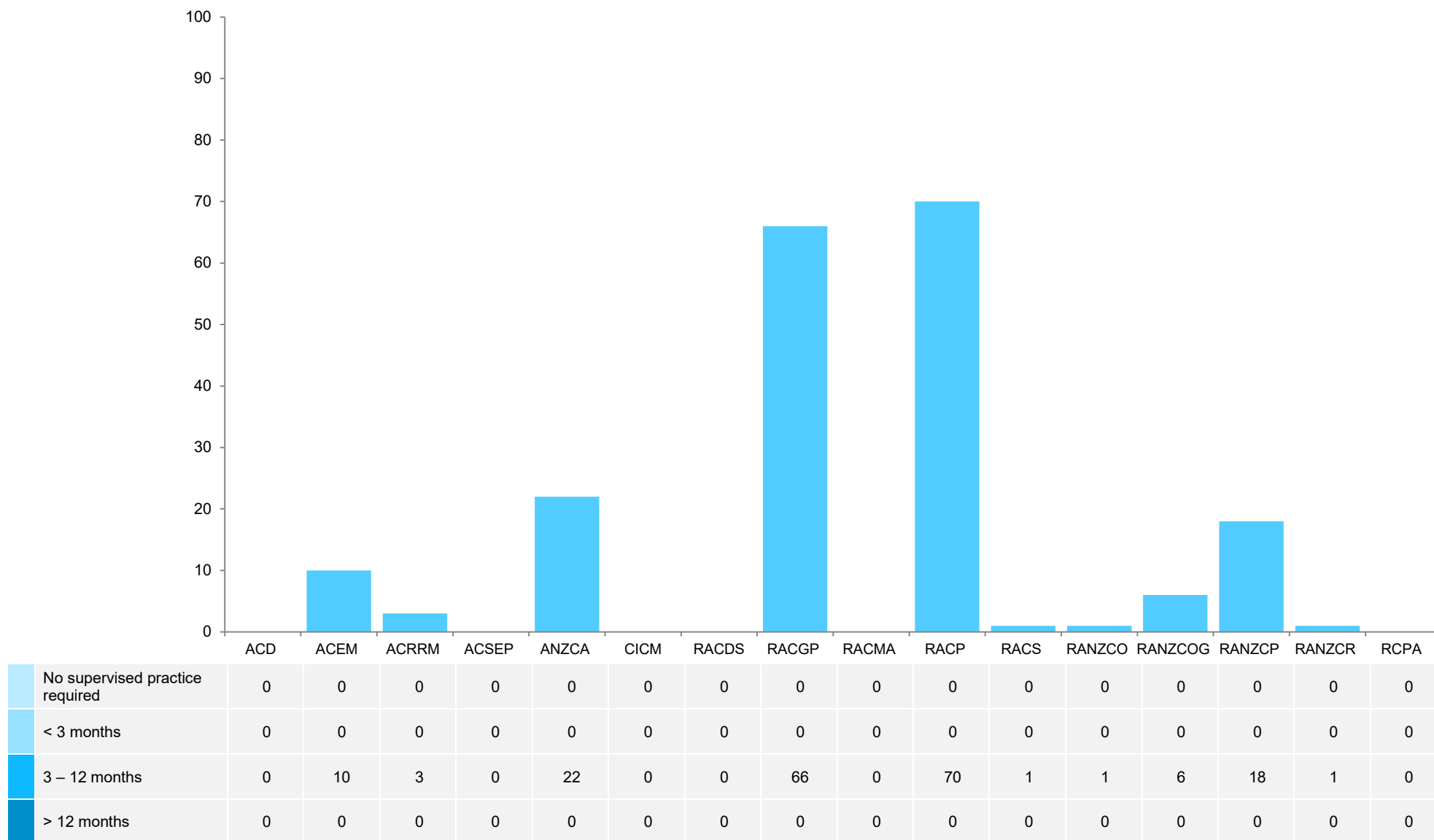
3.2.4 Specialist recognition timeframes: Interim assessment – Summary of Preliminary Review (SPR) after interview: Time from applicant response to decision



3.3 Specialist recognition timeframes: Total time for interim assessment



4.1.1 Specialist recognition requirements: Substantially comparable IMGs: Period of supervised practice required by college



4.1.2 Specialist recognition requirements: Substantially comparable IMGs: Number required to complete exam

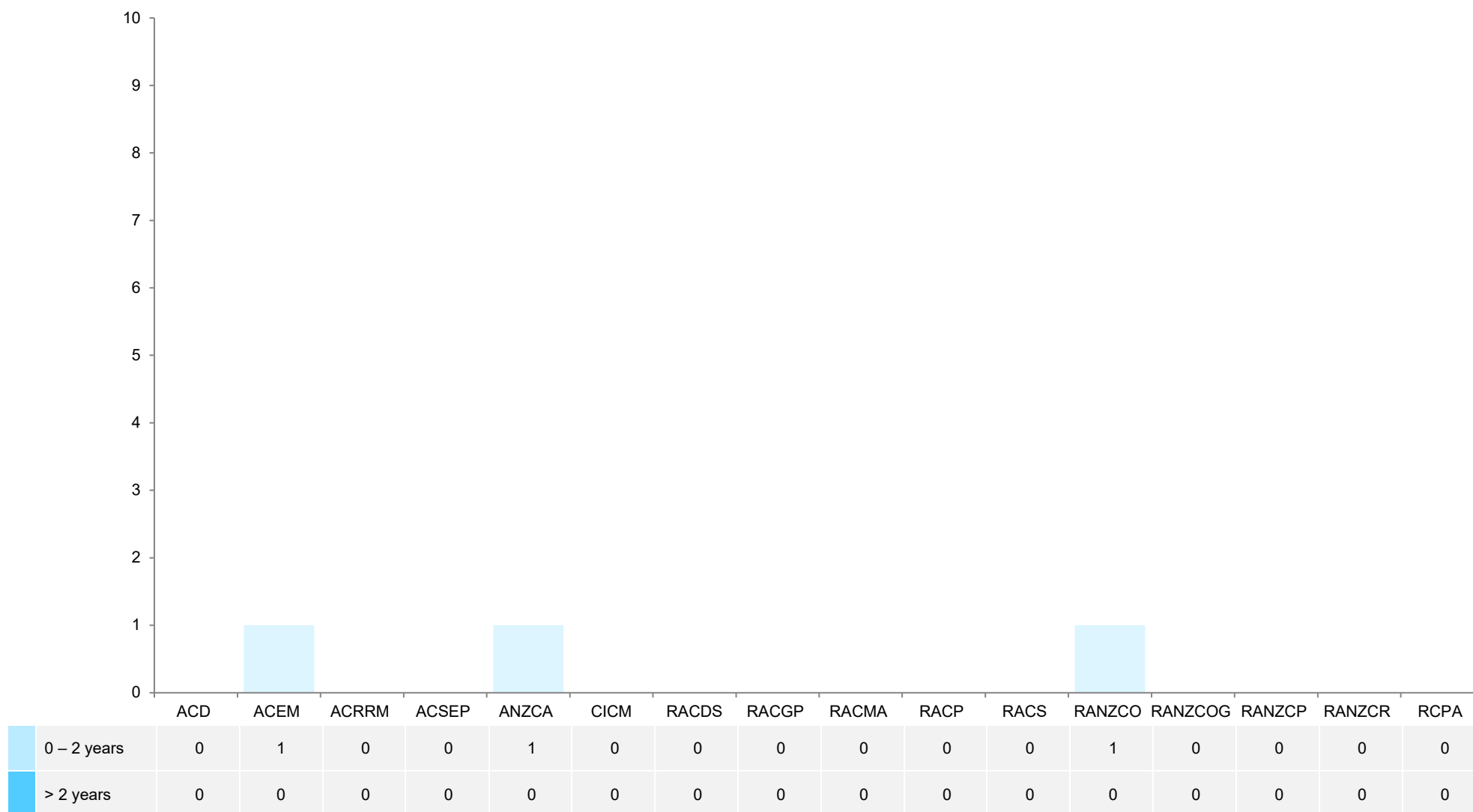
All specialist medical colleges reported that no substantially comparable IMGs were required to complete a formal examination.

4.1.3 Specialist recognition requirements: Substantially comparable IMGs: Time for final assessment

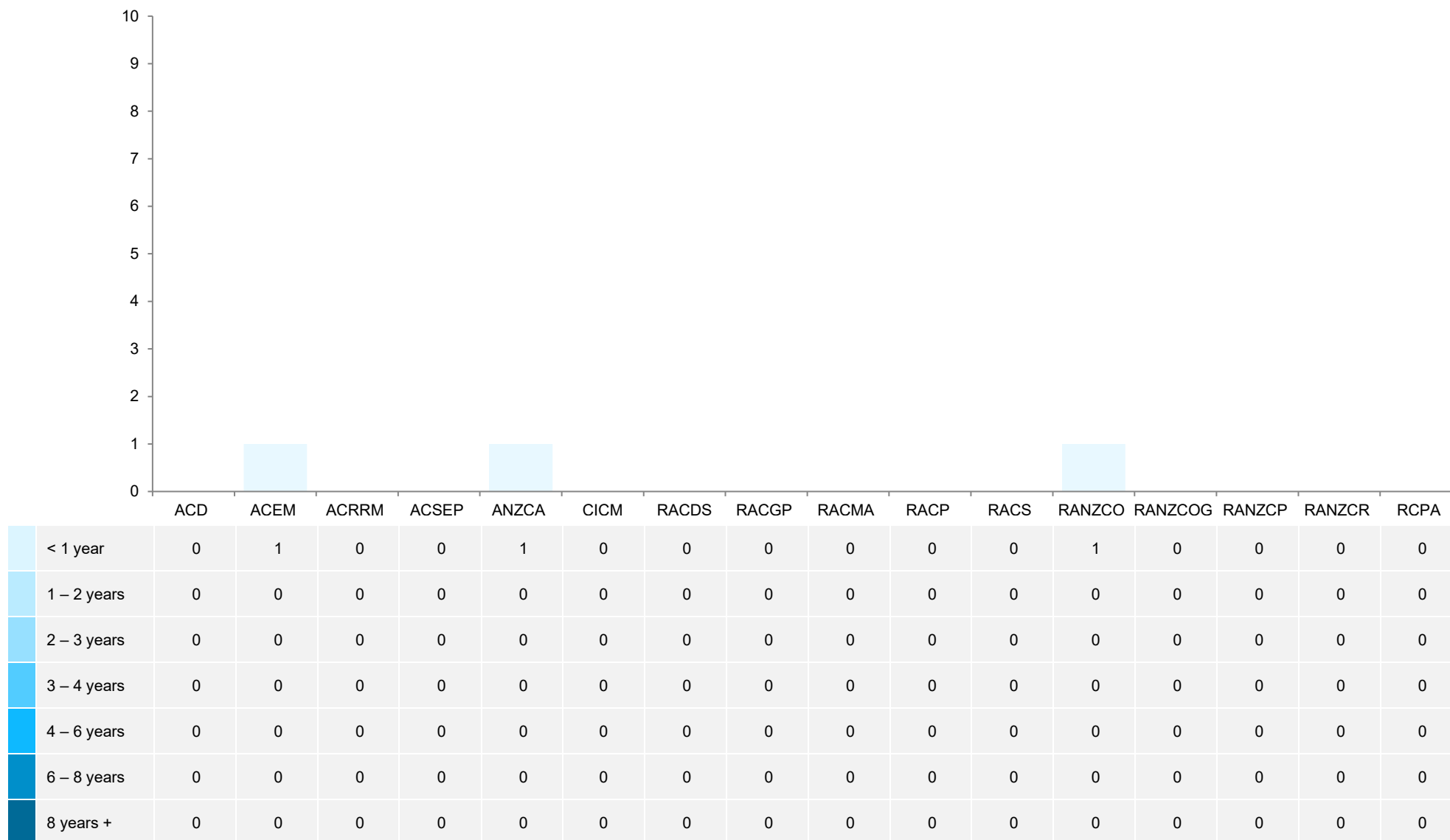


	ACD	ACEM	ACRRM	ACSEP	ANZCA	CICM	RACDS	RACGP	RACMA	RACP	RACS	RANZCO	RANZCOG	RANZCP	RANZCR	RCPA
0 – 6 months	0	1	0	0	0	0	0	0	0	0	0	1	0	0	0	0
6 – 12 months	0	0	0	0	1	0	0	0	0	0	0	0	0	0	0	0
12 – 24 months	0	0	0	0	0	0	0	0	0	0	0	0	0	0	0	0
24 – 36 months	0	0	0	0	0	0	0	0	0	0	0	0	0	0	0	0
36 – 48 months	0	0	0	0	0	0	0	0	0	0	0	0	0	0	0	0
> 48 months	0	0	0	0	0	0	0	0	0	0	0	0	0	0	0	0

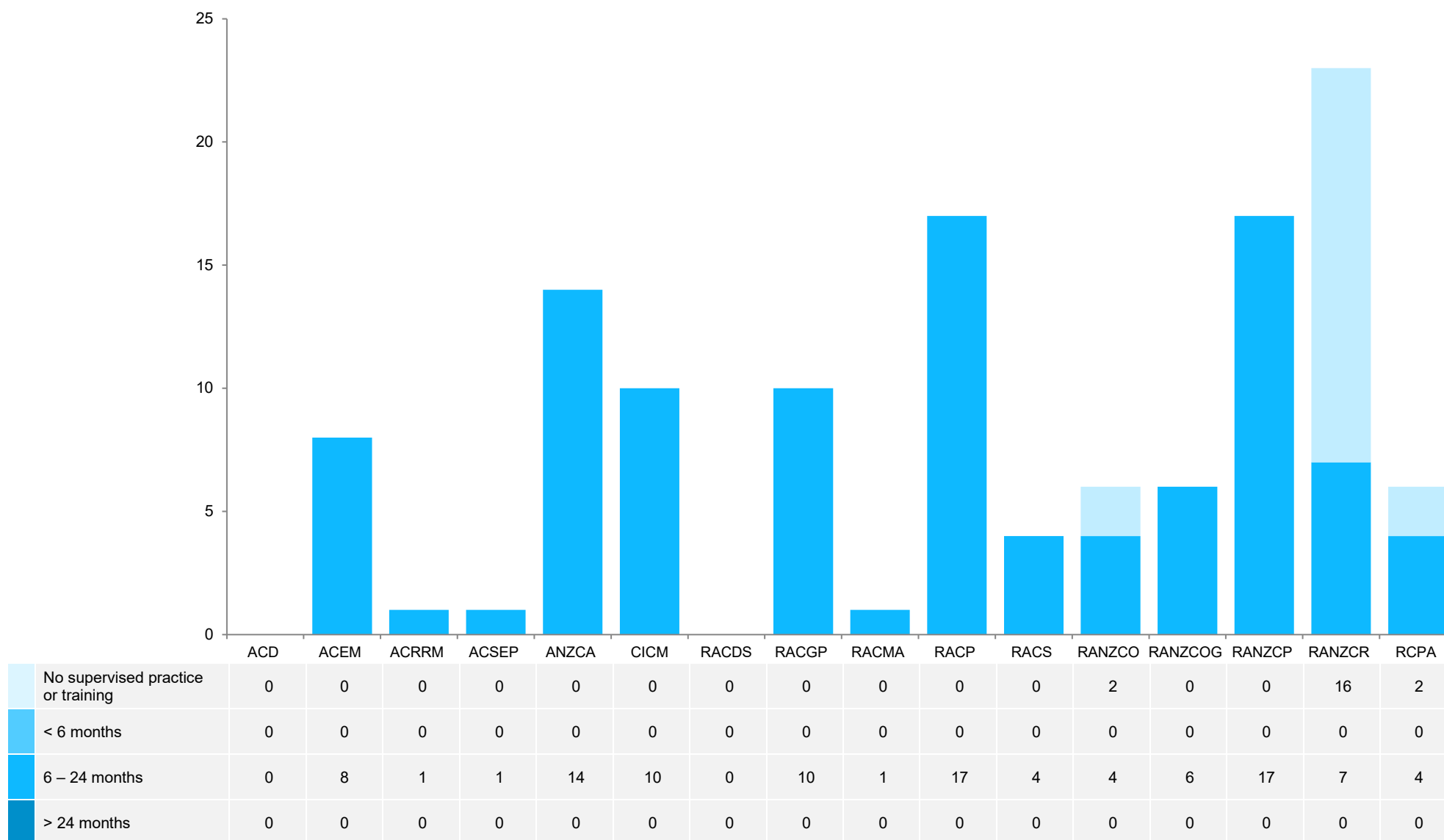
4.1.4 Specialist recognition requirements: Substantially comparable IMGs: Maximum timeframe for completing college requirements



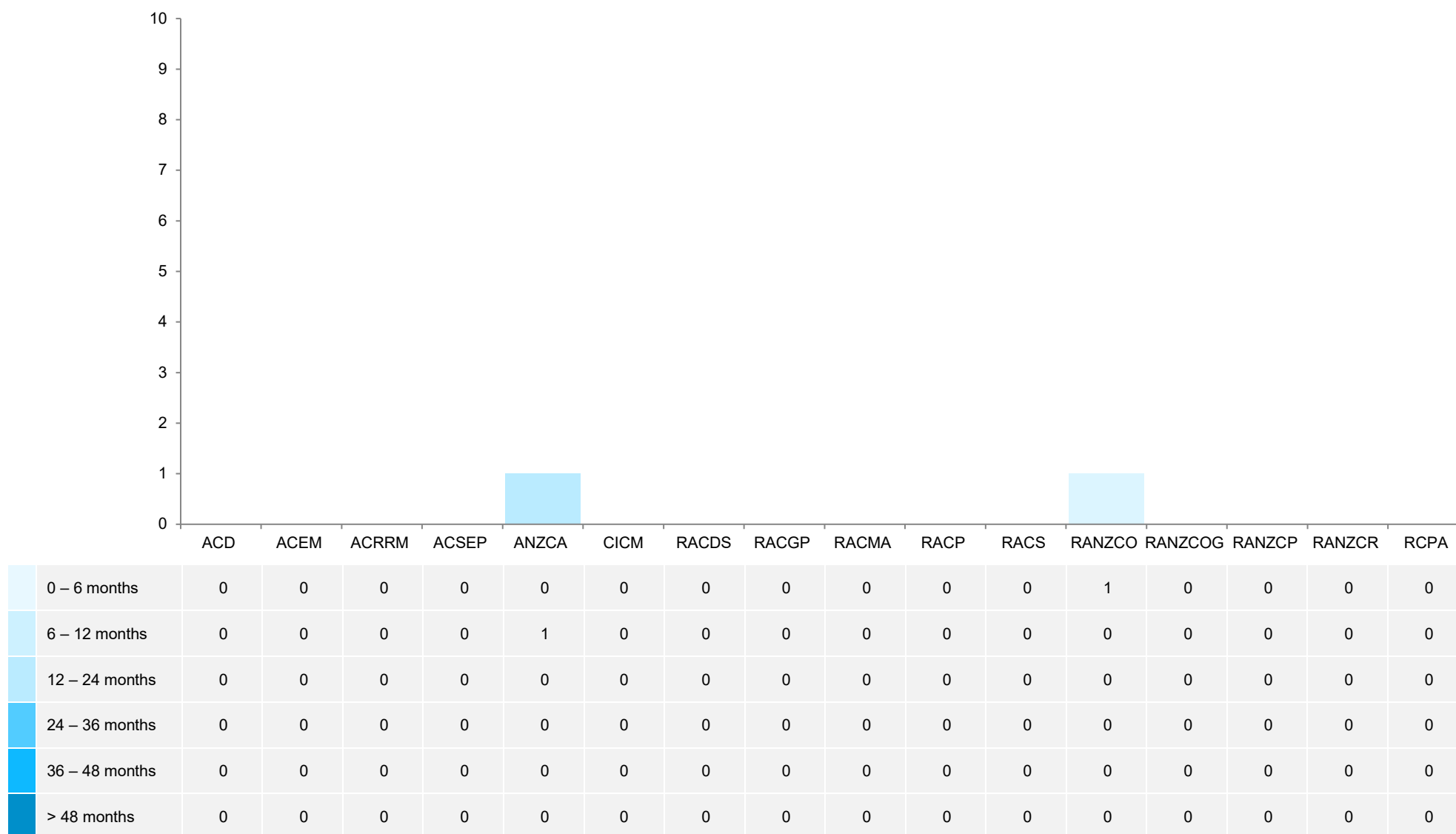
4.1.5 Specialist recognition requirements: Substantially comparable IMGs: Total time on specialist pathway



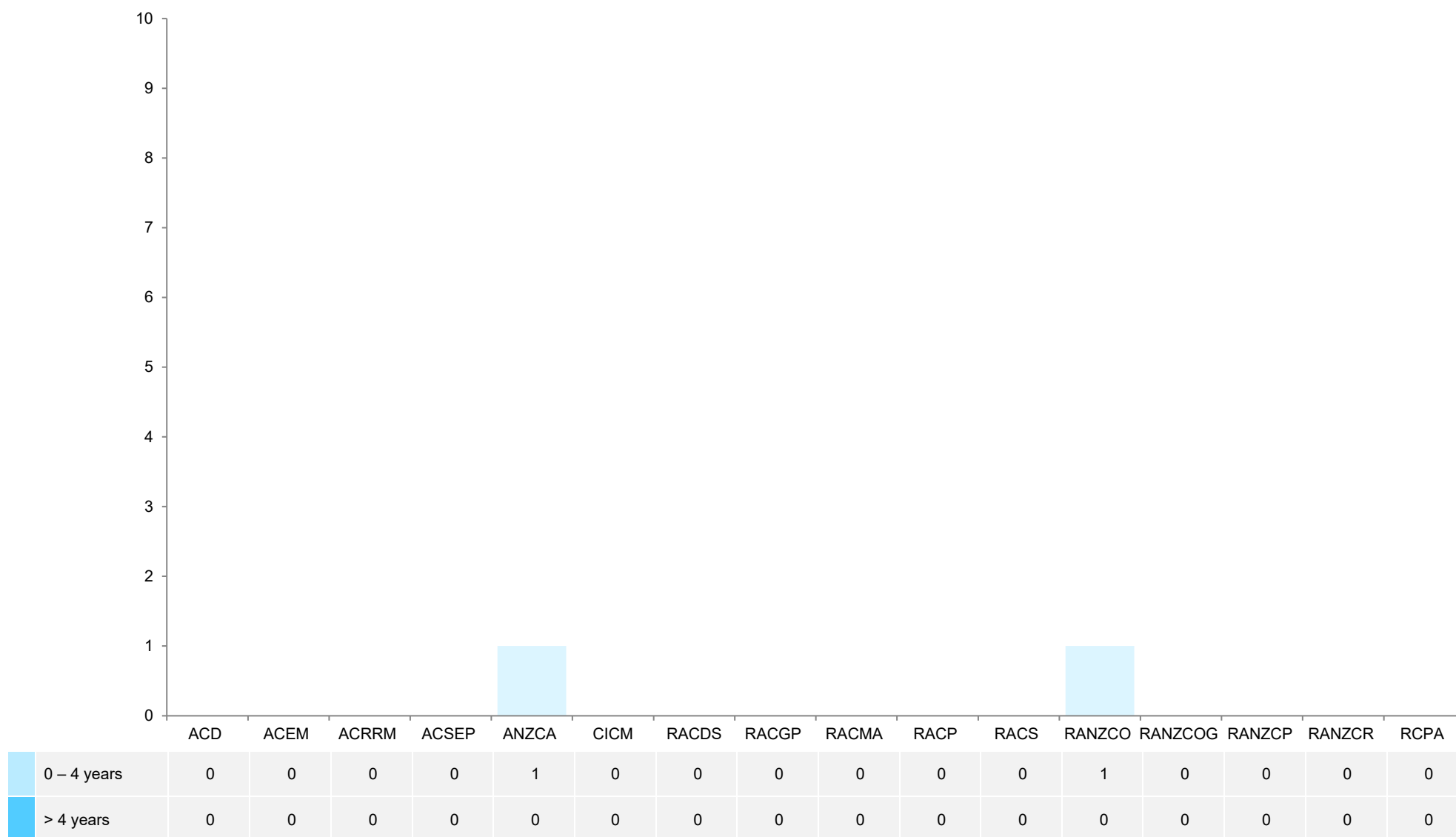
4.2.1 Specialist recognition requirements: Partially comparable IMGs: Period of supervised practice and/or training required by college



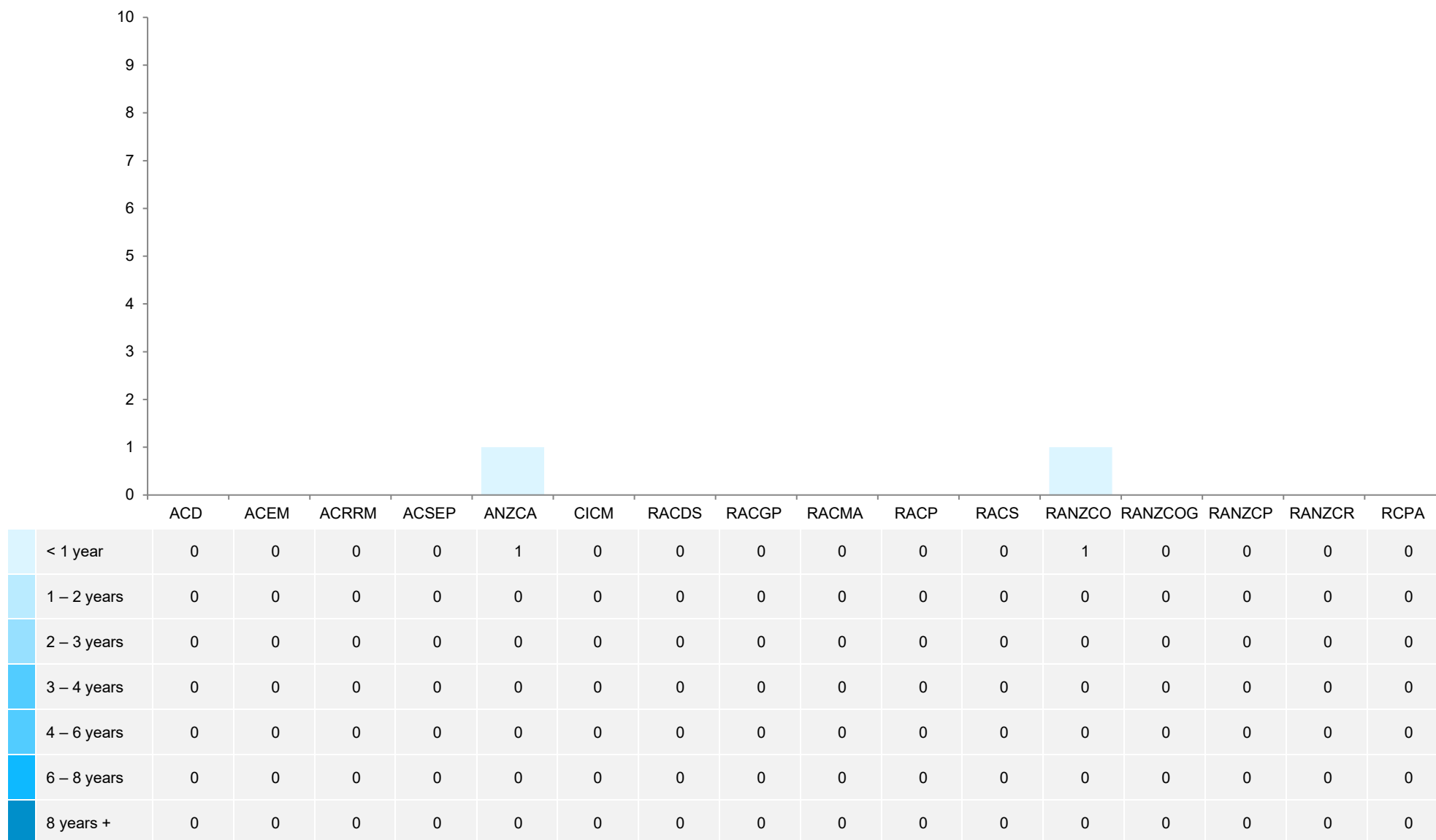
4.2.2 Specialist recognition requirements: Partially comparable IMGs: Time for final assessment



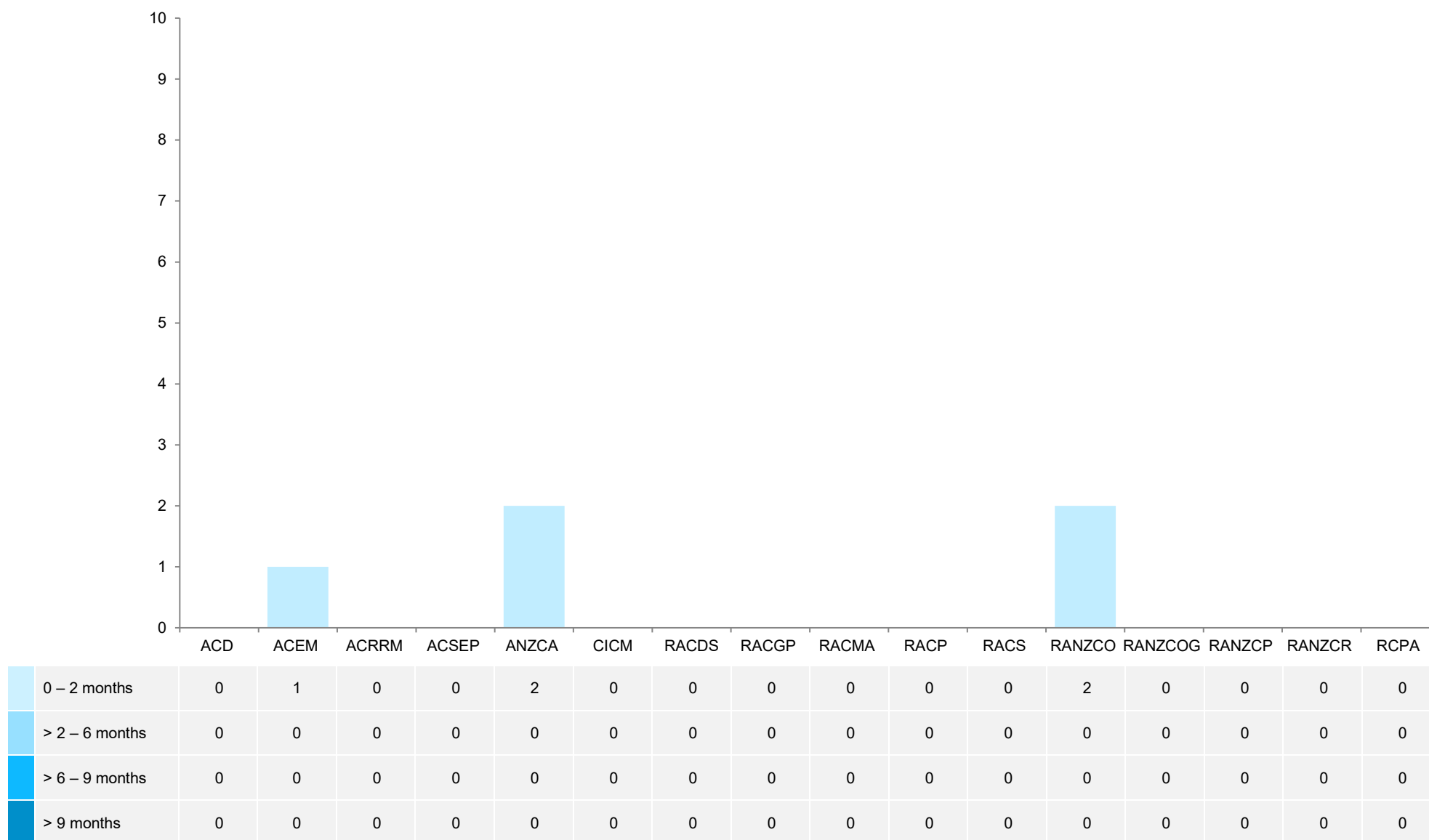
4.2.3 Specialist recognition requirements: Partially comparable IMGs: Maximum timeframe for completing college requirements



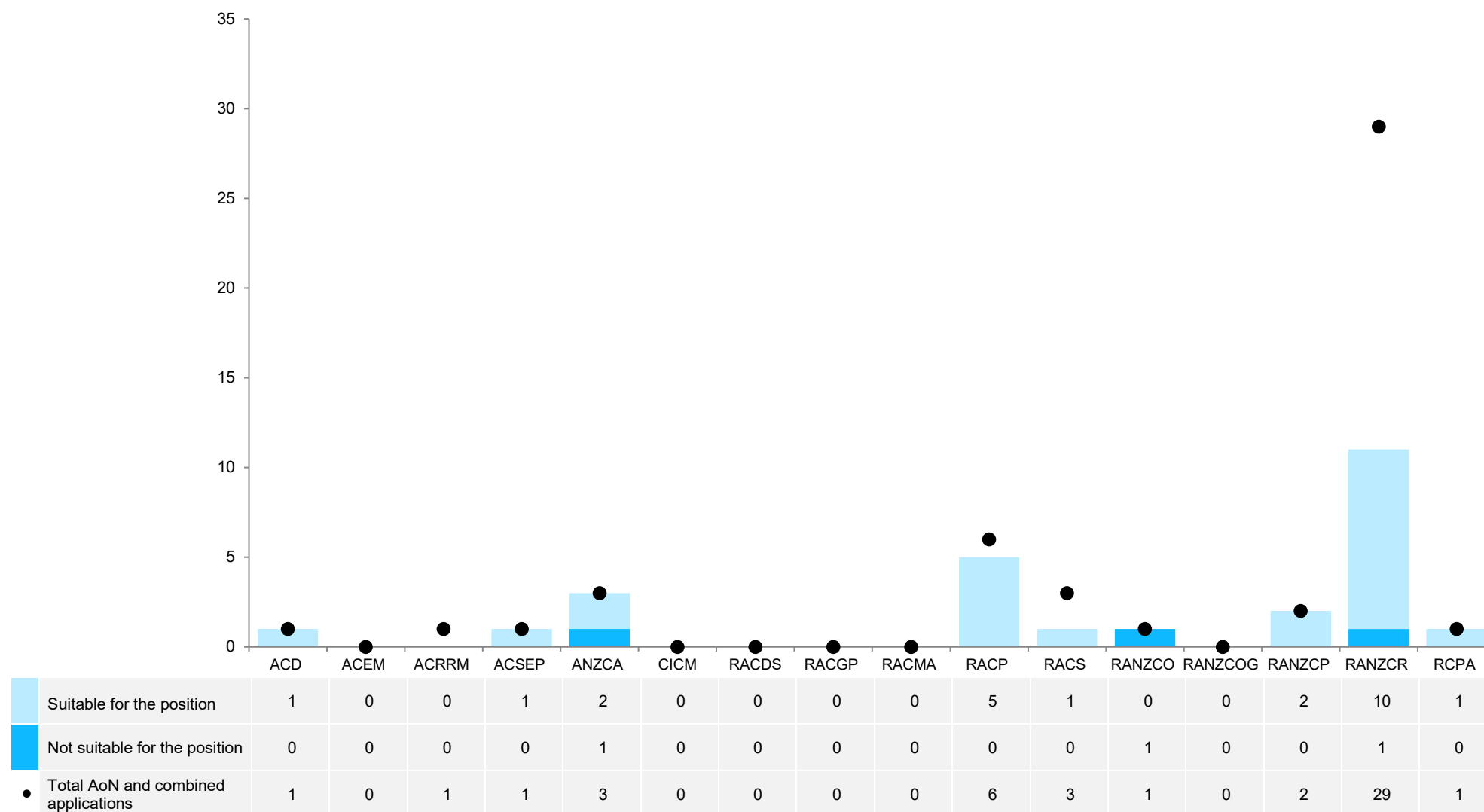
4.2.4 Specialist recognition requirements: Partially comparable IMGs: Total time on specialist pathway



4.3 Specialist recognition timeframes and requirements: Final assessment decision: Time for specialist recognition final assessment decision

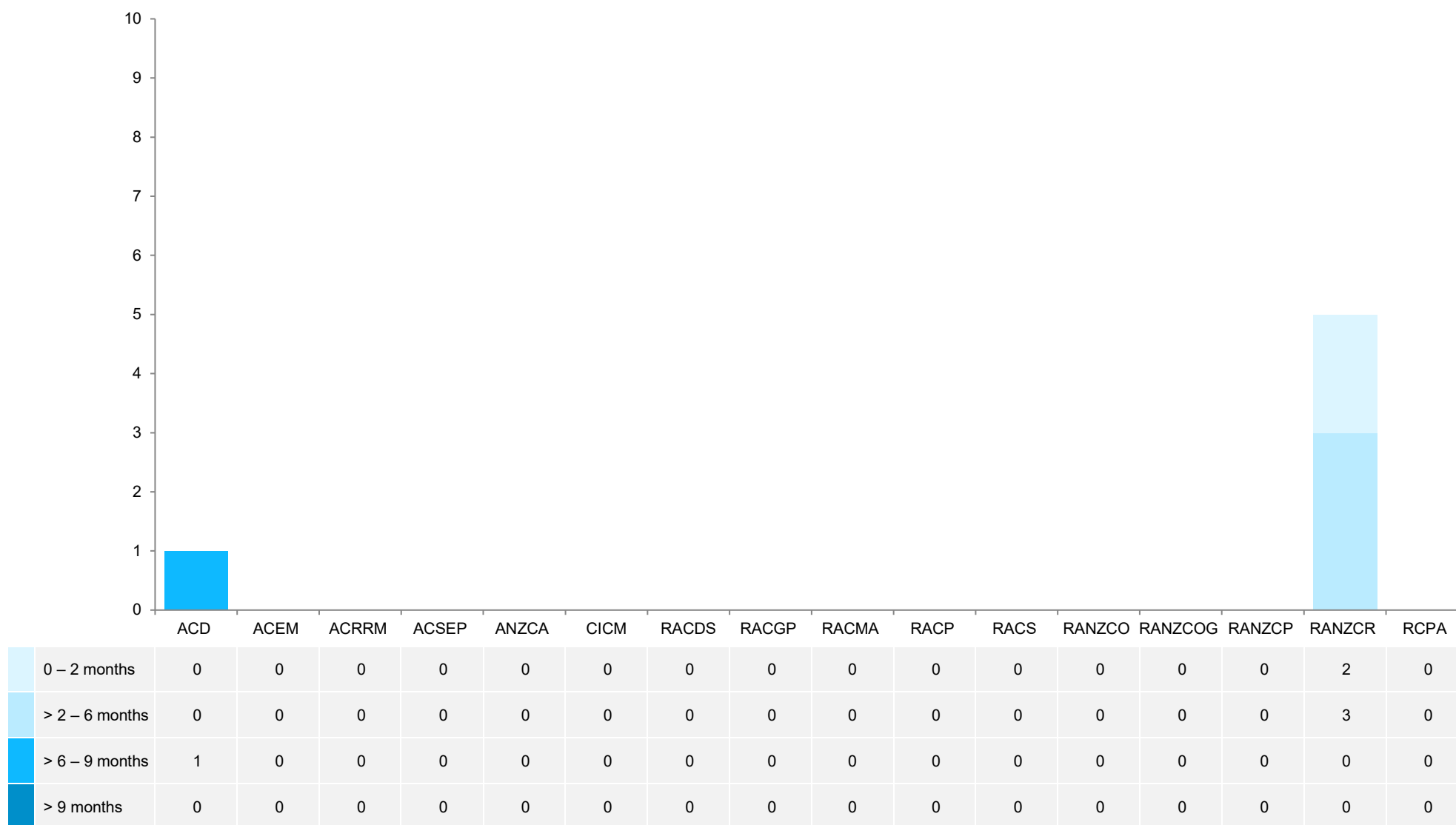


5.1 Area of need outcomes and timeframes: Outcome of assessment



Note: Outcomes of assessment may not total 'Total number of applications received', some assessments were still in progress.

5.2 Area of need outcomes and timeframes: Time for assessment



Note: Excludes combined assessments (where IMG applied for specialist recognition and area of need)

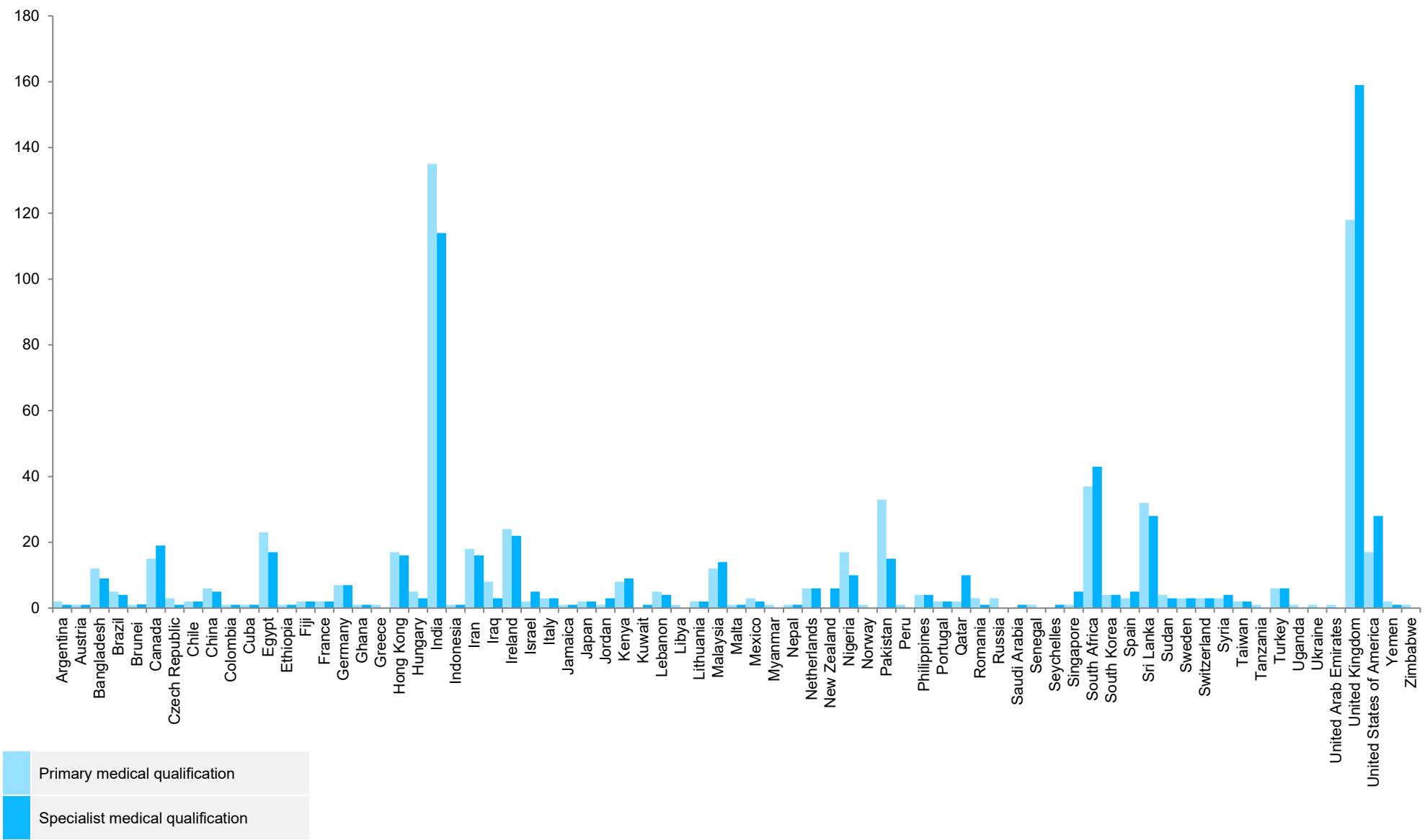
6.1 IMG country of qualifications: Primary medical degree and specialist qualification - all colleges (data)

Country	Primary qualification	Specialist qualification
Argentina	2	1
Austria	1	1
Bangladesh	12	9
Brazil	5	4
Brunei	1	1
Canada	15	19
Czech Republic	3	1
Chile	2	2
China	6	5
Colombia	1	1
Cuba	1	1
Egypt	23	17
Ethiopia	1	1
Fiji	2	2
France	2	2
Germany	7	7
Ghana	1	1
Greece	1	0
Hong Kong	17	16
Hungary	5	3
India	135	114
Indonesia	1	1
Iran	18	16
Iraq	8	3
Ireland	24	22

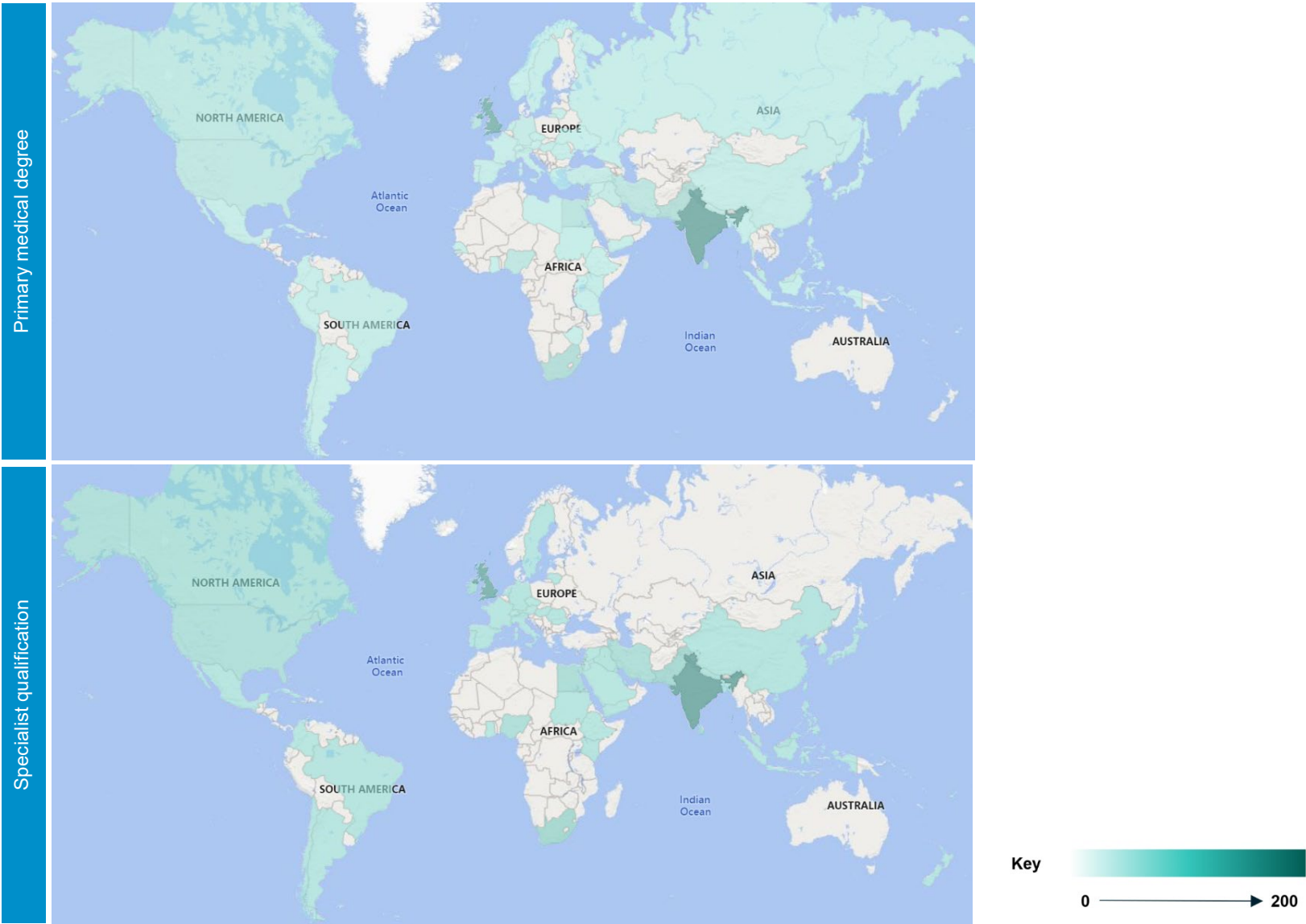
Country	Primary qualification	Specialist qualification
Israel	2	5
Italy	3	3
Jamaica	1	1
Japan	2	2
Jordan	1	3
Kenya	8	9
Kuwait	0	1
Lebanon	5	4
Libya	1	0
Lithuania	2	2
Malaysia	12	14
Malta	1	1
Mexico	3	2
Myanmar	1	0
Nepal	1	1
Netherlands	6	6
New Zealand	0	6
Nigeria	17	10
Norway	1	0
Pakistan	33	15
Peru	1	0
Philippines	4	4
Portugal	2	2
Qatar	2	10
Romania	3	1

Country	Primary qualification	Specialist qualification
Russia	3	0
Saudi Arabia	0	1
Senegal	1	0
Seychelles	0	1
Singapore	1	5
South Africa	37	43
South Korea	4	4
Spain	3	5
Sri Lanka	32	28
Sudan	4	3
Sweden	3	3
Switzerland	3	3
Syria	3	4
Taiwan	2	2
Tanzania	1	0
Turkey	6	6
Uganda	1	0
Ukraine	1	0
United Arab Emirates	1	0
United Kingdom	118	159
United States of America	17	28
Yemen	2	1
Zimbabwe	1	0

6.2 IMG country of qualifications: Primary medical degree and specialist qualification - all colleges (graph)



6.3 IMG country of qualifications: Primary medical degree and specialist qualification - all colleges (maps)



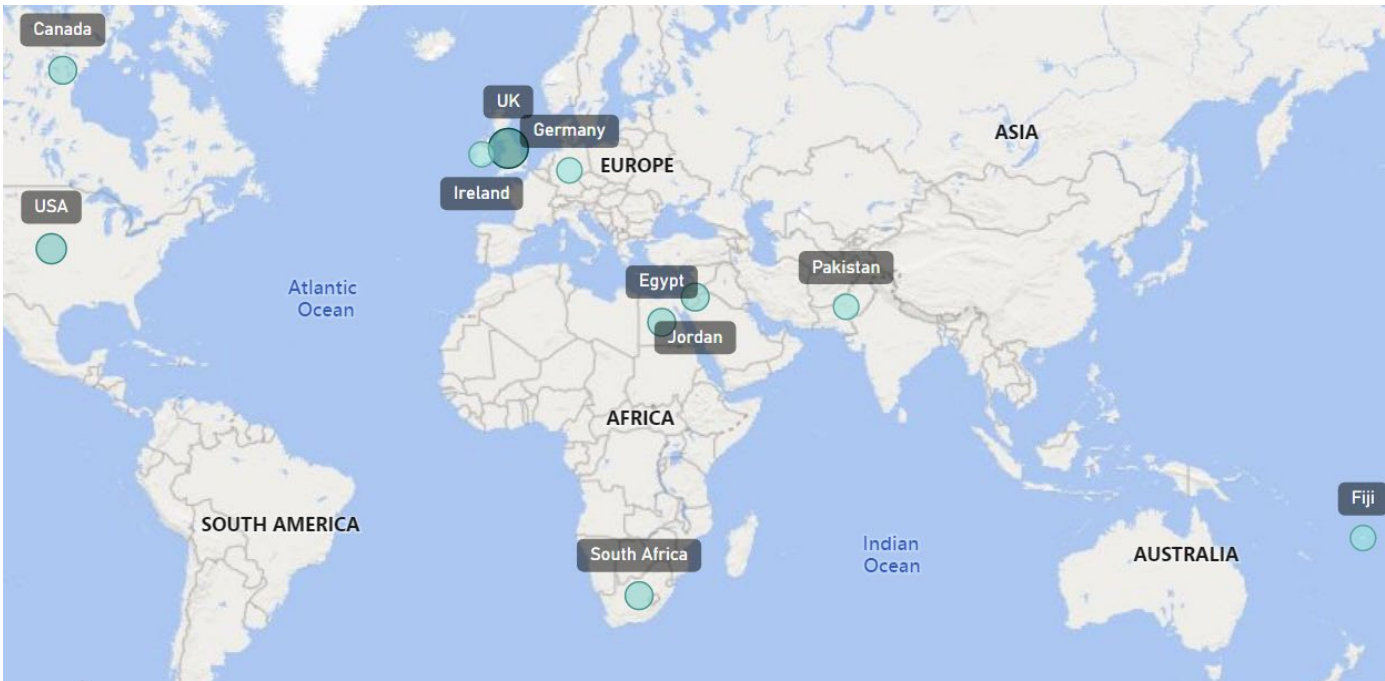
6.4.1 IMG country of qualifications: Specialist qualification: Australasian College of Dermatologists

Country	Specialist qualification
Austria	1
Brazil	2
Chile	1
China	1
India	5
Israel	1
Philippines	1
South Africa	1
Sri Lanka	1
Sweden	1
Turkey	1
USA	1



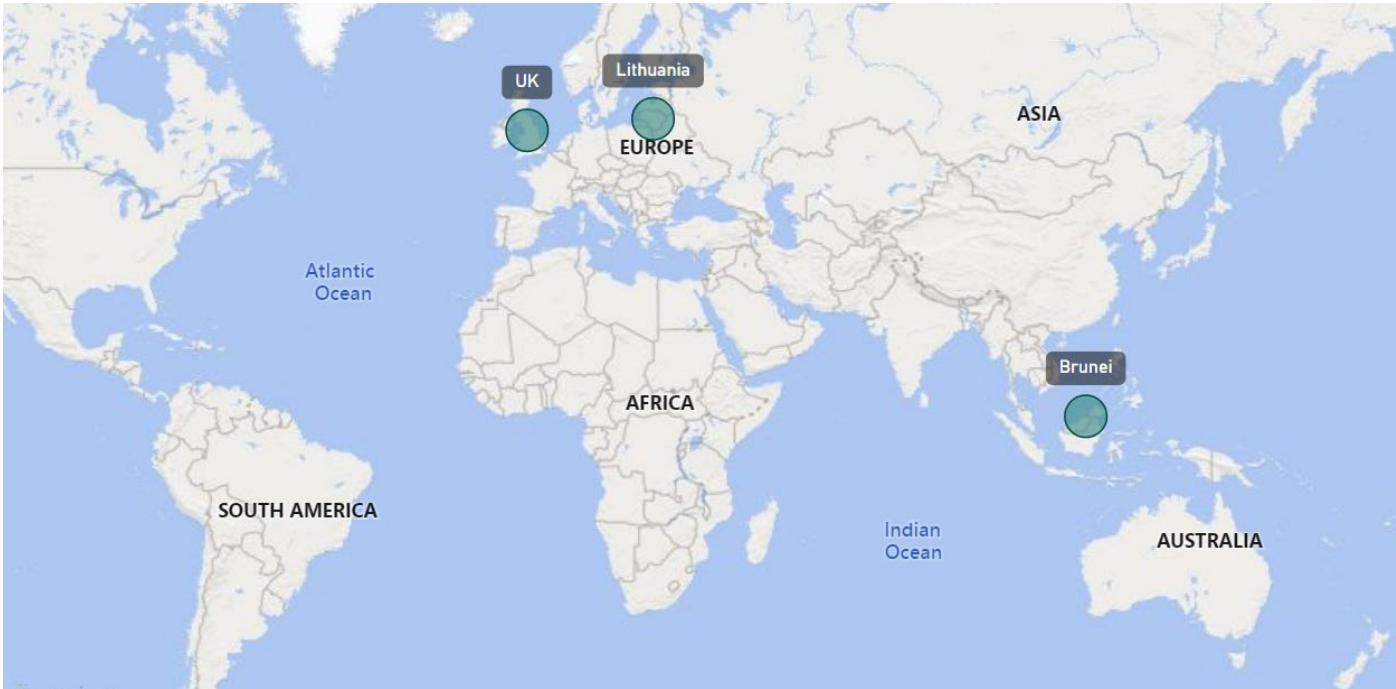
6.4.2 IMG country of qualifications: Specialist qualification: Australasian College for Emergency Medicine

Country	Specialist qualification
Canada	2
Egypt	2
Fiji	1
Germany	1
Ireland	1
Jordon	2
Pakistan	1
South Africa	2
UK	7
USA	3



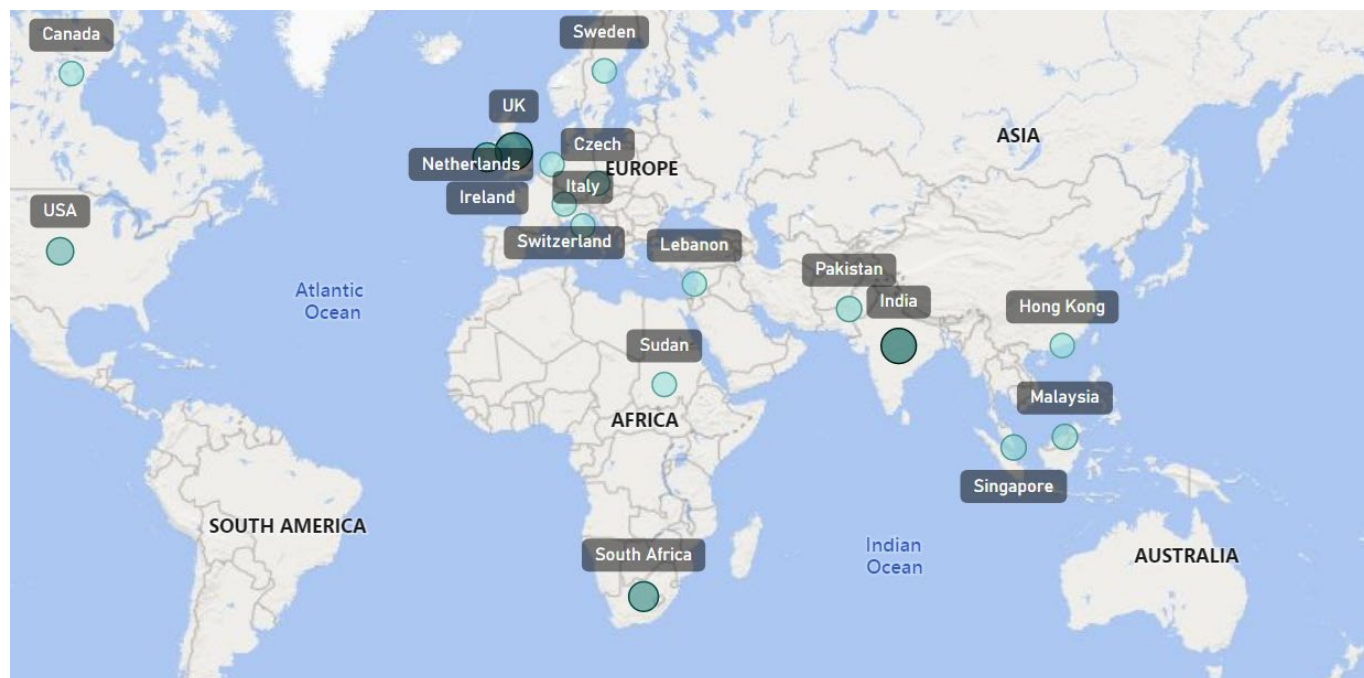
6.4.3 IMG country of qualifications: Specialist qualification: Australasian College of Sports and Exercise Physicians

Country	Specialist qualification
Brunei	1
Lithuania	1
UK	1



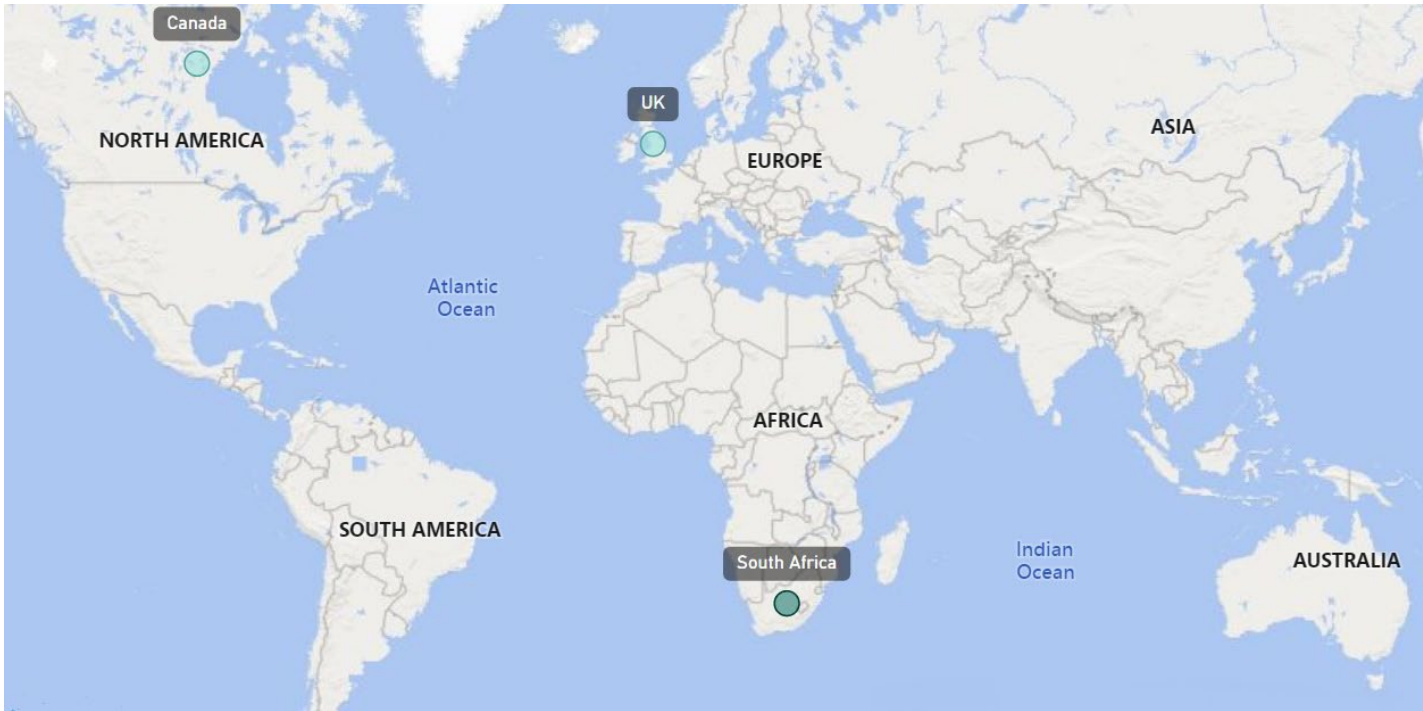
6.4.4 IMG country of qualifications: Specialist qualification: Australian and New Zealand College of Anaesthetists

Country	Specialist qualification
Canada	1
Czech Republic	1
Hong Kong	1
India	13
Ireland	6
Italy	1
Lebanon	1
Malaysia	2
Netherlands	1
Pakistan	2
Singapore	2
South Africa	7
Sudan	1
Sweden	1
Switzerland	1
UK	15
USA	4



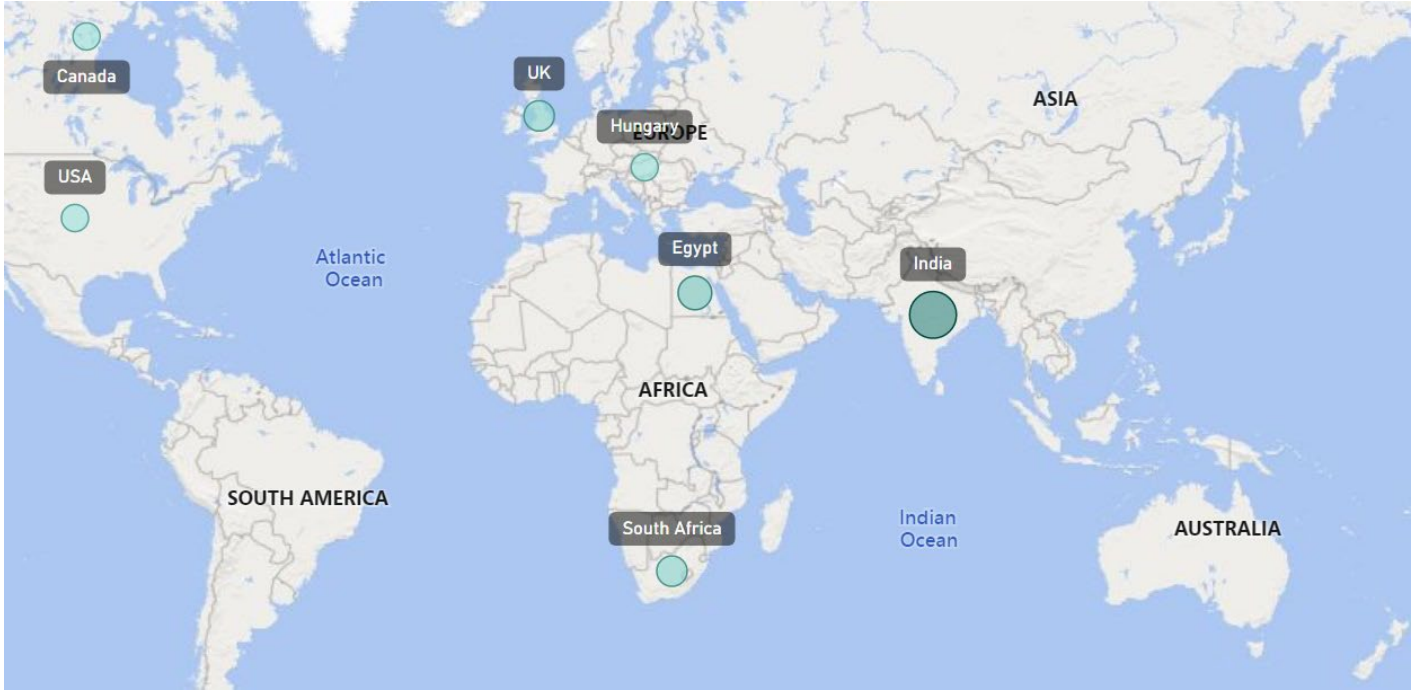
6.4.5 IMG country of qualifications: Specialist qualification: Australian College of Rural and Remote Medicine

Country	Specialist qualification
Canada	1
South Africa	4
UK	1



6.4.6 IMG country of qualifications: Specialist qualification: College of Intensive Care Medicine

Country	Specialist qualification
Canada	1
Egypt	3
Hungary	1
India	7
South Africa	2
UK	2
USA	1



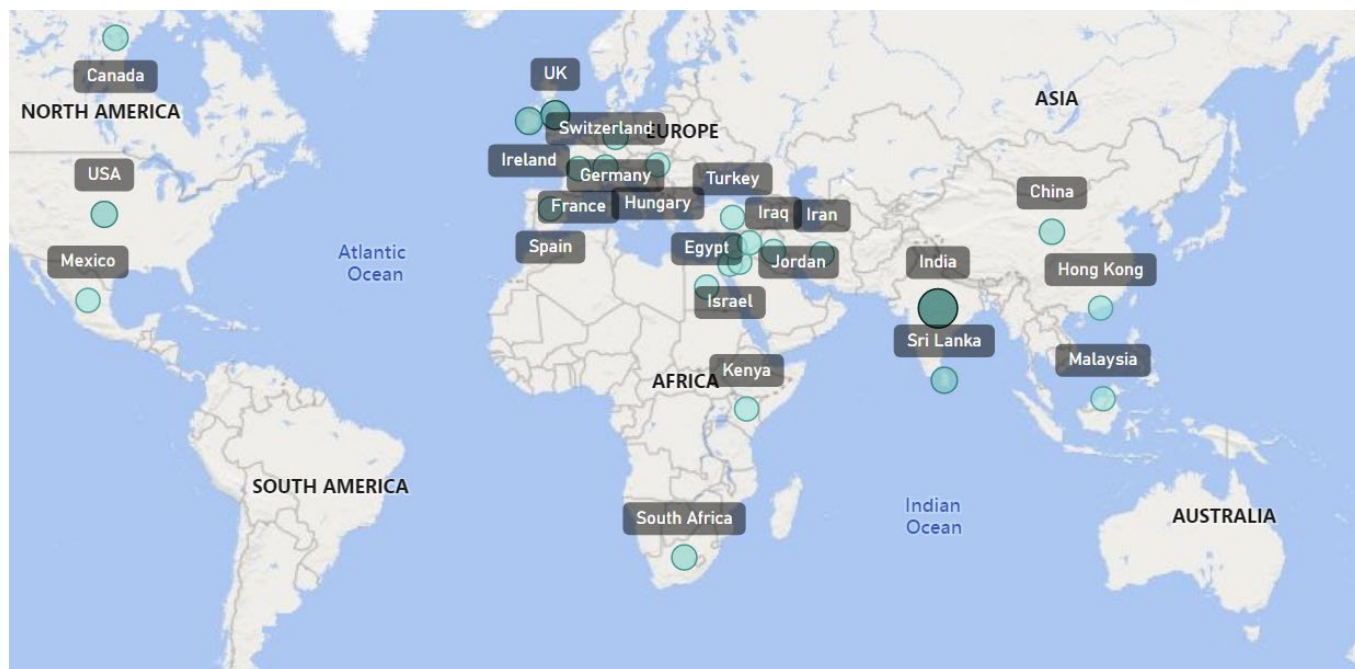
6.4.7 IMG country of qualifications: Specialist qualification: Royal Australasian College of Dental Surgeons

Country	Specialist qualification
UK	1



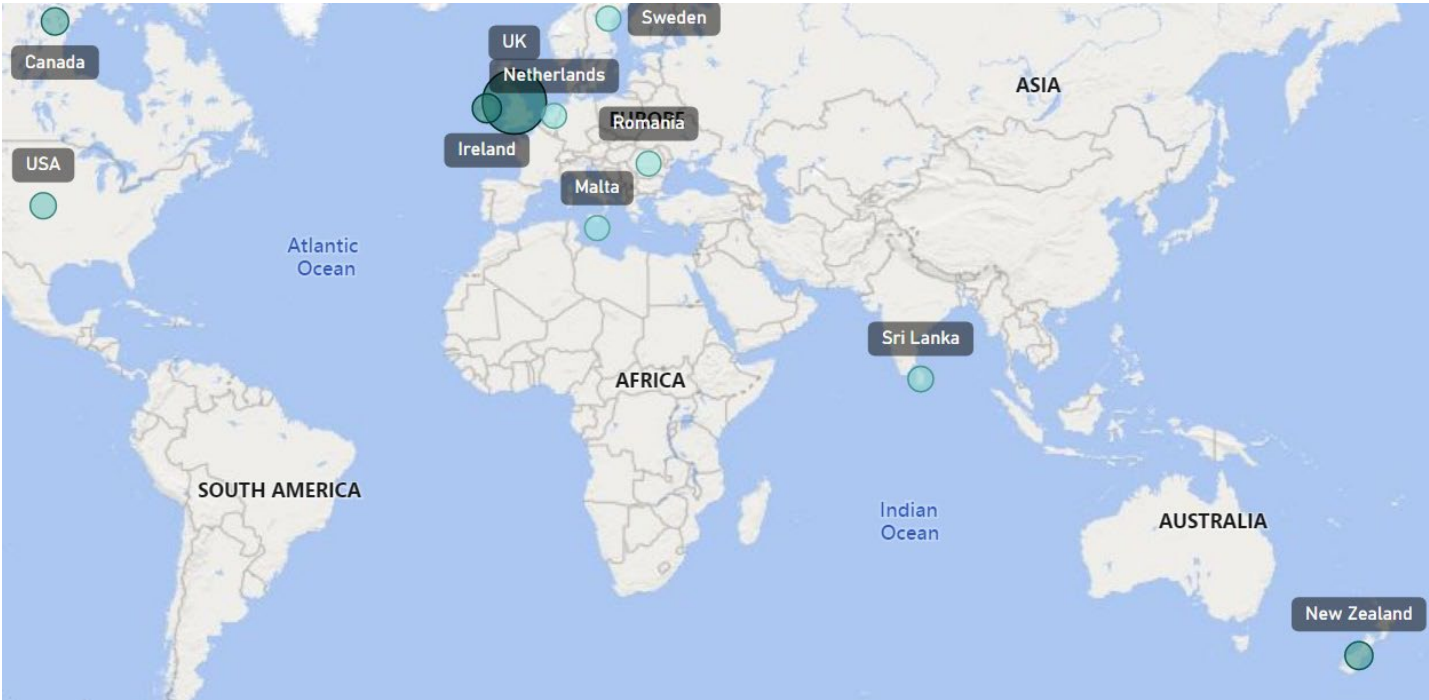
6.4.8 IMG country of qualifications: Specialist qualification: Royal Australasian College of Surgeons

Country	Specialist qualification
Canada	2
China	2
Egypt	1
France	1
Germany	2
Hong Kong	1
Hungary	1
India	17
Iran	1
Iraq	1
Ireland	4
Israel	1
Jordan	1
Kenya	1
Lebanon	1
Malaysia	1
Mexico	1
South Africa	2
Spain	1
Sri Lanka	3
Switzerland	2
Syria	1
Turkey	1
UK	6
USA	3



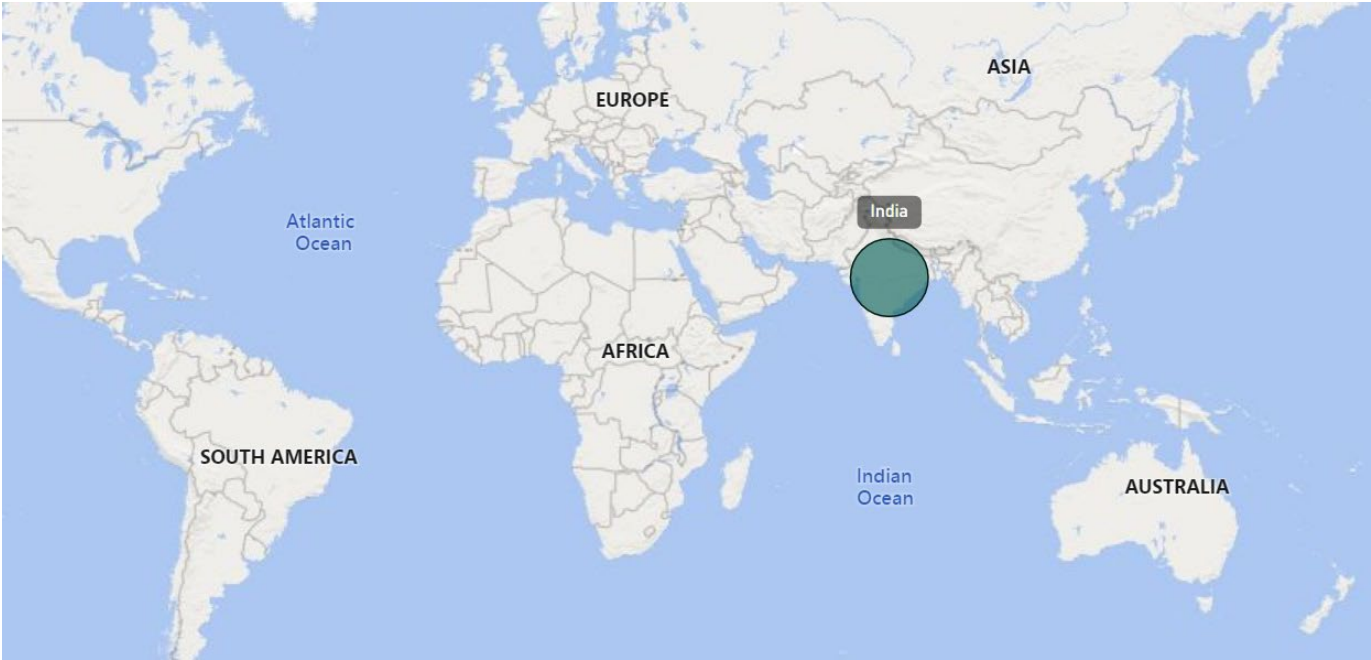
6.4.9 IMG country of qualifications: Specialist qualification: The Royal Australian College of General Practitioners

Country	Specialist qualification
Canada	5
Ireland	8
Malta	1
Netherlands	1
New Zealand	6
Romania	1
Sri Lanka	2
Sweden	1
UK	67
USA	3



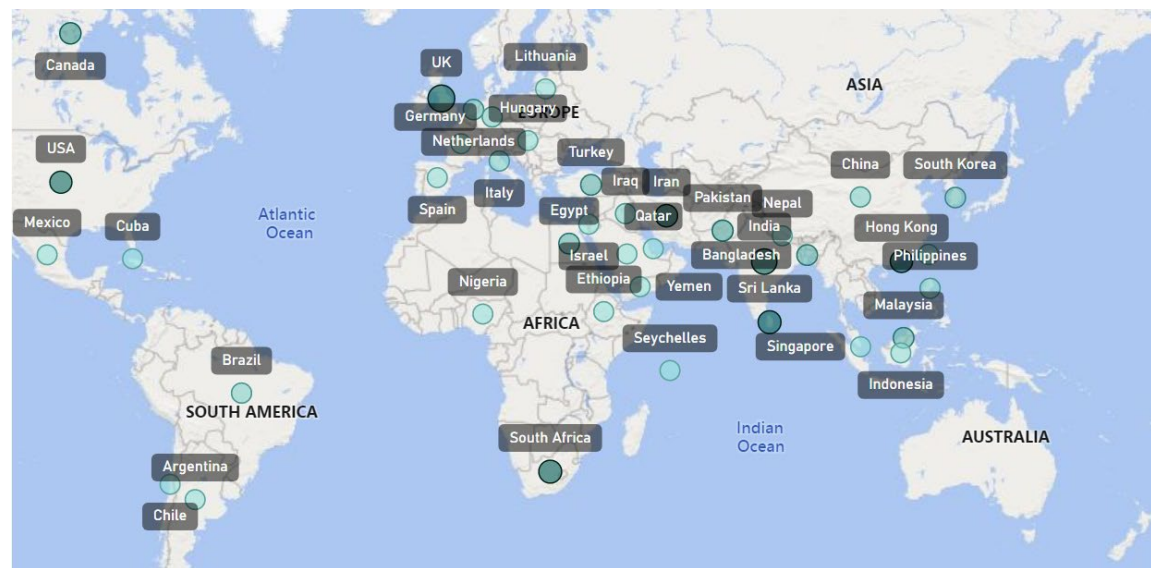
6.4.10 IMG country of qualifications: Specialist qualification: The Royal Australasian College of Medical Administrators

Country	Specialist qualification
India	1



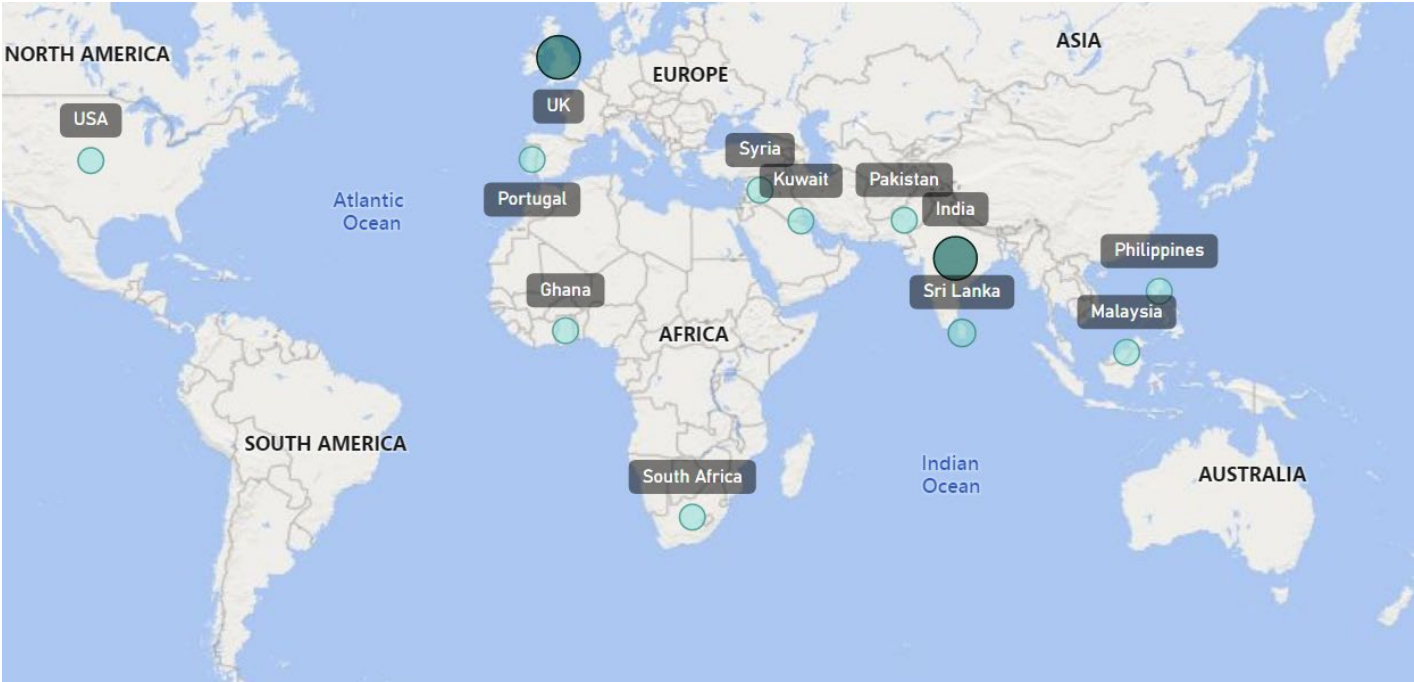
6.4.11 IMG country of qualifications: Specialist qualification: The Royal Australasian College of Physicians

Country	Specialist qualification	Country	Specialist qualification
Argentina	1	Malaysia	4
Bangladesh	4	Mexico	1
Brazil	2	Nepal	1
Canada	6	Netherlands	3
Chile	1	Nigeria	1
China	2	Pakistan	5
Cuba	1	Philippines	2
Egypt	4	Qatar	1
Ethiopia	1	Saudi Arabia	1
France	1	Seychelles	1
Germany	2	Singapore	1
Hong Kong	10	South Africa	12
Hungary	1	South Korea	3
India	21	Spain	1
Indonesia	1	Sri Lanka	12
Iran	10	Taiwan	2
Iraq	2	Turkey	4
Israel	1	UK	26
Italy	2	USA	9
Lithuania	1	Yemen	1



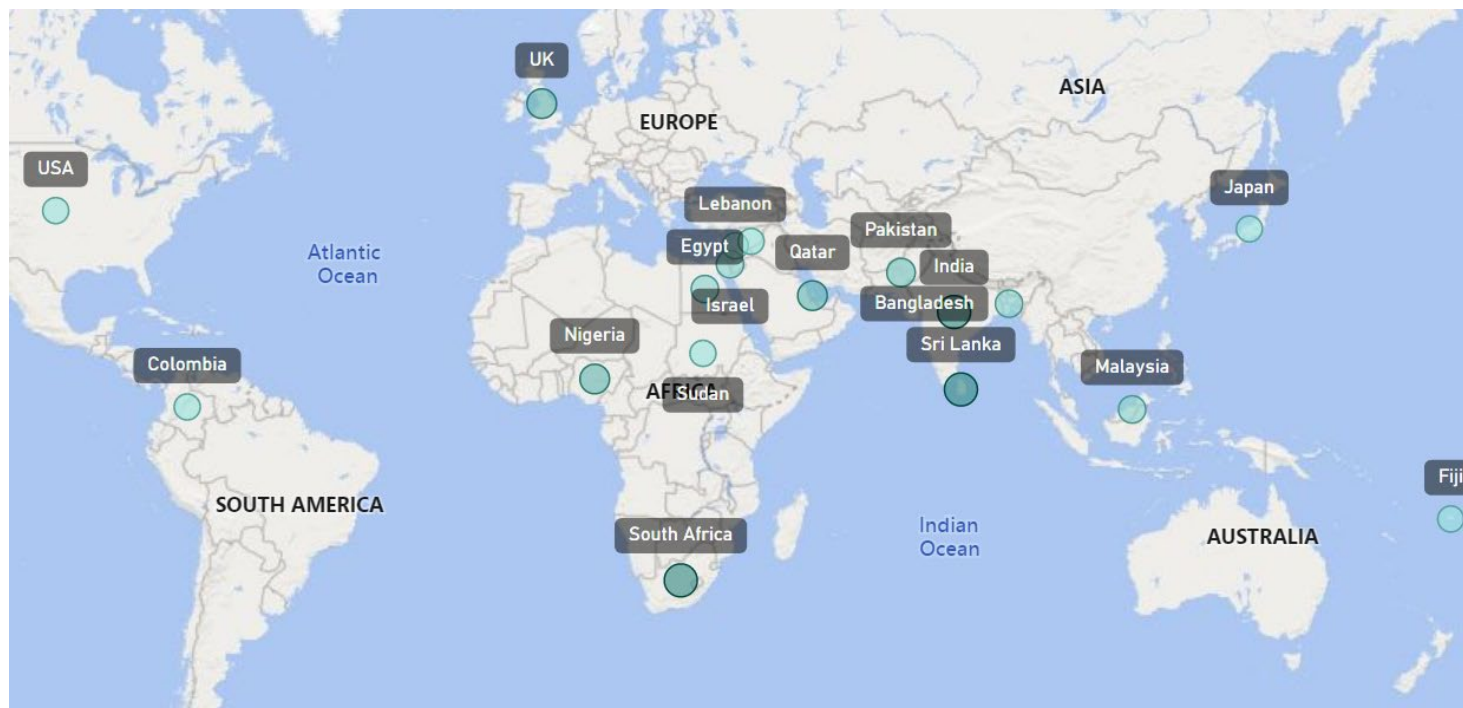
6.4.12 IMG country of qualifications: Specialist qualification: The Royal Australian and New Zealand College of Psychiatrists

Country	Specialist qualification
Ghana	1
India	12
Kuwait	1
Malaysia	1
Pakistan	1
Philippines	1
Portugal	1
South Africa	1
Sri Lanka	2
Syria	1
UK	12
USA	1



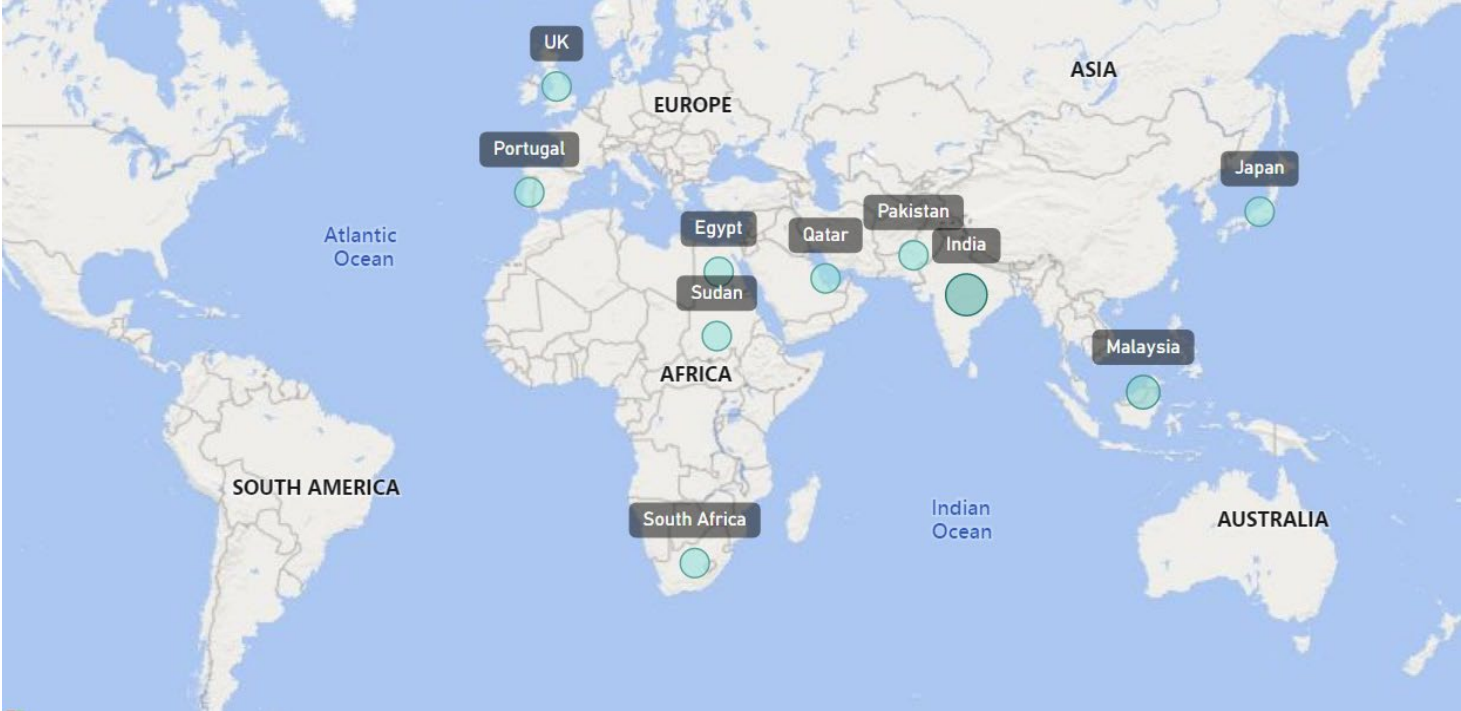
6.4.13 IMG country of qualifications: Specialist qualification: The Royal Australian and New Zealand College of Obstetricians and Gynaecologists

Country	Specialist qualification
Bangladesh	2
Colombia	1
Egypt	2
Fiji	1
India	7
Israel	2
Japan	1
Lebanon	1
Malaysia	2
Nigeria	4
Pakistan	3
Qatar	4
South Africa	7
Sri Lanka	7
Sudan	1
Syria	1
UK	4
USA	1



6.4.14 IMG country of qualifications: Specialist qualification: The Royal Australian and New Zealand College of Ophthalmologists

Country	Specialist qualification
Egypt	1
India	4
Japan	1
Malaysia	2
Pakistan	1
Portugal	1
Qatar	1
South Africa	1
Sudan	1
UK	1



6.4.15 IMG country of qualifications: Specialist qualification: The Royal Australian and New Zealand College of Radiologists

Country	Specialist qualification
Bangladesh	2
Canada	1
Egypt	3
Germany	2
Hong Kong	4
India	17
Iran	5
Ireland	3
Kenya	8
Lebanon	1
Malaysia	1
Netherlands	1
Nigeria	3
Pakistan	2
Qatar	4
Singapore	2
Sri Lanka	3
UK	14
USA	2



6.4.16 IMG country of qualifications: Specialist qualification: The Royal College of Pathologists of Australasia

Country	Specialist qualification
Bangladesh	1
Egypt	1
India	10
Jamaica	1
Malaysia	1
Nigeria	2
South Africa	4
South Korea	1
Spain	1
Syria	1
UK	2

