

Nursing now: Registered nurses

A snapshot as at 30 June 2022

Workforce at a glance



384,745 registered nurses in Australia¹

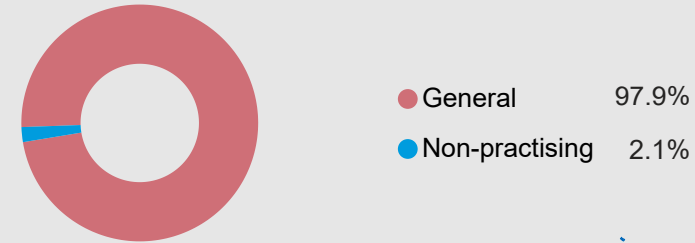
11,028 registered nurses on the pandemic sub-register

395,773 registered nurses in total

44.2% of regulated health practitioner workforce

1,455.7 registered nurses per 100,000 head of population

Registration type

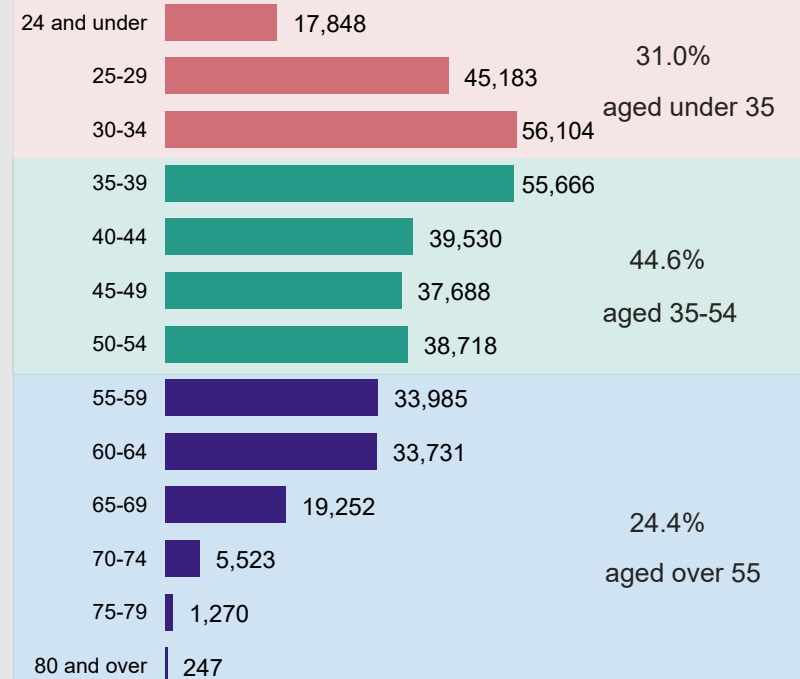


Endorsements

2,423 Nurse practitioners

1,294 Scheduled medicines

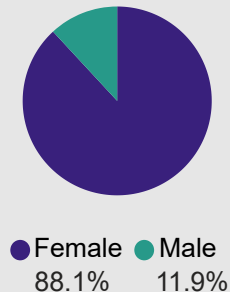
Age range at 2021/22



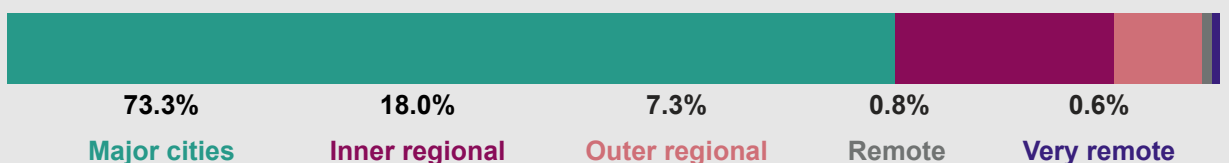
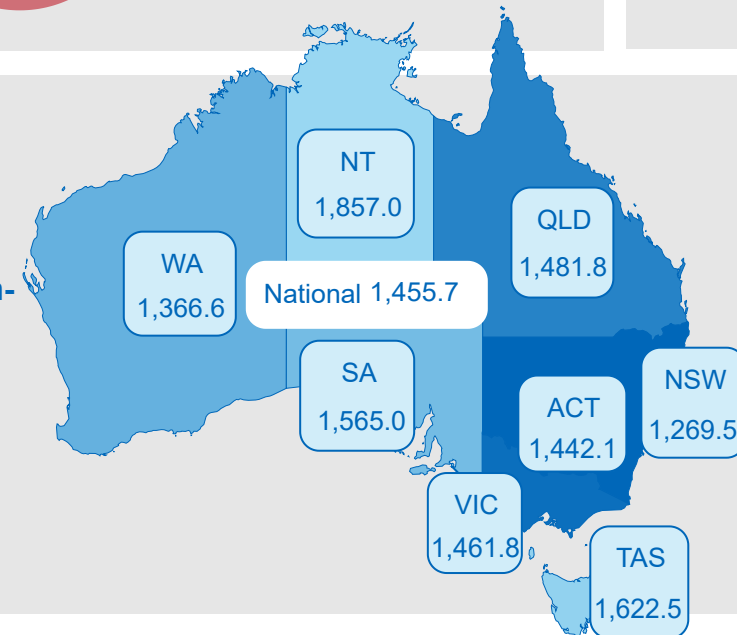
Average age (mean)

43.5 years

Gender



Registered nurses per 100,000 head of population excluding non-practising registrants



1. Excludes non-practising registrants and those on the pandemic sub-register, unless otherwise stated.

Nursing now: Registered nurses

Five year trend from 2017/18 to 2021/22

Registered nurses

332,725	384,745	▲
Percentage of regulated health practitioner workforce		
45.0%	44.2%	▼
Nurses per 100,000 head of population ¹		
1,332.7	1,486.0	▲
Age		
Percentage of nurses under the age of 35		
30.7%	31.0%	▲
Percentage of nurses aged 35 to 54		
43.8%	44.6%	▲
Percentage of nurses aged 55 and over		
25.6%	24.4%	▼
Gender		
Percentage of female nurses		
88.7%	88.1%	▼
Percentage of male nurses		
11.3%	11.9%	▲

Five year trend from 2017/18 to 2021/22

Table key

2017/18

2021/22

Trend down ▼

Trend stable ●

Trend up ▲

15.6% increase in registered nurses

Changes to registration categories

General registration		
98.4%	97.9%	▼
Provisional registration		
0.1%	0.0%	▼
Non-practising registration		
1.5%	2.1%	▲

1. Includes non-practising practitioners.

Nursing now: Registered nurses

Five year trend from 2017/18 to 2021/22

Changes to workforce across states and territories¹

5,674	6,709	+18.2 % ▲
ACT		
94,594	105,655	+11.7 % ▲
NSW		
4,102	4,694	+14.4 % ▲
NT		
66,407	79,816	+20.2 % ▲
QLD		
25,428	29,007	+14.1 % ▲
SA		
7,918	9,454	+19.4 % ▲
TAS		
84,390	97,813	+15.9 % ▲
VIC		
33,534	38,500	+14.8 % ▲
WA		

Changes to workforce across remoteness areas¹

236,572	271,970	+15.0 % ▲
Major cities		
56,339	66,763	+18.5 % ▲
Inner regional		
23,608	26,966	+14.2 % ▲
Outer regional		
2,670	2,934	+9.9 % ▲
Remote		
2,093	2,187	+4.5 % ▲
Very remote		

Changes to endorsements

1,729	2,423	+40.1 % ▲
Nurse practitioner		
1,135	1,294	+14.0 % ▲
Scheduled medicines		

1. Excludes practitioners who do not have an Australian Principal Place of Practice (PPP) recorded on the register - usually because they are residing overseas or have not provided a valid PPP.